

## ENSTROM TH-28/480 SERIES ILLUSTRATED PARTS CATALOG 2001 Edition

Revision 20, date May 13/26, applies to the Enstrom TH-28/480 Series Illustrated Parts Catalog, 2001 Edition. Place this cover sheet behind the "Record of Revisions" sheet after removing and inserting the pages listed below.

<u>Remove Pages</u>	<u>Insert Pages</u>	<u>Remove Pages</u>	<u>Insert Pages</u>
iii through cxii	iii through cxvi	7-11 through 7-12	7-11 through 7-12
3-3 through 3-6	3-3 through 3-6	7-15 through 7-16	7-15 through 7-16
3-11 through 3-12	3-11 through 3-12	7-27 through 7-28	7-27 through 7-28
3-59 through 3-60	3-59 through 3-60	8-1.2 through 8-10	8-1.2 through 8-10
3-69 through 3-72	3-69 through 3-72	8-13 through 8-14	8-13 through 8-14
3-77 through 3-80	3-77 through 3-80	8-19 through 8-20	8-19 through 8-20
3-83 through 3-84	3-83 through 3-84	8-25 through 8-26	8-25 through 8-26
4-13 through 4-18	4-13 through 4-18	9-3 through 9-4	9-3 through 9-4
5-1.2 through 5-14	5-1.2 through 5-14	9-9 through 9-14	9-9 through 9-14
5-19 through 5-24	5-19 through 5-24	9-23.8 through 9-26	9-23.8 through 9-26
5-29 through 5-32	5-29 through 5-32	9-33 through 9-33.1	9-33 through 9-33.1
5-51 through 5-52	5-51 through 5-66	9-45 through 9-47.1	9-45 through 9-47.1
6-7 through 6-8	6-7 through 6-8	10-28 through 10-29	10-28 through 10-29
6-11.2 through 6-11.3	6-11.2 through 6-11.3	10-59 through 10-60	10-59 through 10-60
6-11.6 through 6-11.7	6-11.6 through 6-11.7	10-83 through 10-83.1	10-83 through 10-83.1
6-27 through 6-28	6-27 through 6-28	10-111 through 10-114	10-111 through 10-114
6-40 through 6-50	6-40 through 6-50	B-1 through B-20	B-1 through B-18
7-1.2 through 7-4	7-1.2 through 7-4		

\* \* End of List \* \*

INTENTIONALLY LEFT BLANK

# ENSTROM TH-28/480 SERIES ILLUSTRATED PARTS CATALOG

## TABLE OF CONTENTS

Figure	Description	Page
	Record of Revisions	–
	Change Instructions	–
	Title Page	i
	Recommended Change Report	ii
	Table of Contents	iii
	Effective Page List	ix
	Part Number Index	xviii
SECTION 1 – INTRODUCTION		
	Table of Contents	1-1.2
	Scope	1-2
	Introductory Information	1-2
	Detailed Parts List	1-3
	Appendices	1-4
SECTION 2 – PARTS ORDERING INFORMATION		
	Table of Contents	2-1.2
	General	2-2
	Parts Orders	2-2
	Shipment	2-3
	Emergency Requirements	2-3
	Credit Terms	2-3
SECTION 3 – STRUCTURES		
	Table of Contents	3-1.2
3-1	Structural Assembly	3-2
3-2	Cowling and Access Panels	3-8
3-3	Windshield and Window Installation	3-16
3-4	Sliding Window Installation	3-22
3-5	Engine Cowl Door Opener	3-24
3-6	Cabin Door Assembly	3-25.1
3-6.1	Cabin Door Installation	3-25.7
3-6.2	Cabin Door Opener	3-26
3-7	Tailcone Installation	3-30
3-8	Horizontal and Vertical Stabilizer Installation	3-32
3-9	Tail Rotor Guard and Extension Tube Installation	3-36
3-10	Tail Rotor Guard Installation (4172000-101)	3-38
3-11	Tail Rotor Guard Installation (4172000-9)	3-40
3-12	Tailcone Vibration Absorber Installation	3-42
3-13	Tail Rotor Drive Shaft Cover Installation	3-46
3-14	Seat Installation - TH-28	3-52
3-15	Seat Installation - 480/480B	3-54
3-16	Seat Assembly	3-56
3-17	Seat Base Assembly	3-58
3-18	Bench Seat Installation	3-62
3-19	Passenger Footrest Installation	3-70
3-20	Exterior Markings	3-72

# ENSTROM TH-28/480 SERIES ILLUSTRATED PARTS CATALOG

## TABLE OF CONTENTS

Figure	Description	Page
3-21	Interiors	3-76
3-22	Pilot and Co-Pilot Seat Assembly	3-81
3-23	Cushion Collection and Armrest Assembly	3-85
<b>SECTION 4 – LANDING GEAR</b>		
	Table of Contents	4-1.2
4-1	Landing Gear Cross Tube Installation	4-2
4-2	Landing Gear Assembly and Installation	4-4
4-3	Landing Gear Oleo Installation	4-8
4-4	Oleo Assembly	4-10
4-5	Landing Gear Fairing Installation	4-14
4-6	Landing Gear Steps	4-18
<b>SECTION 5 – FUEL SYSTEM</b>		
	Table of Contents	5-1.2
5-1	Fuel Cell Installation – Aerotech/UFCC Fuel Cells	5-2
5-1.1	Fuel Cell Installation – Aerotech/UFCC/FFC Fuel Cells	5-5
5-2	Fuel Bladder Structure Assy/Install – Aerotech/UFCC/FFC Fuel Cells	5-6
5-3	Fuel Cell Installation – Aerazur Fuel Cells	5-14
5-4	Fuel Cell Installation – Aerazur Fuel Cells S/N 5011 and 5012	5-16
5-5	Fuel Line Installation – Aerotech/UFCC/FFC Fuel Cells	5-20
5-6	Fuel Line Installation – Aerazur Fuel Cells	5-26
5-7	Flanged Plate Assembly – Aerotech/UFCC/FFC Fuel Cells	5-30
5-8	Fuel Shutoff Valve Assembly	5-32
5-9	Sump Drain Valve Installation	5-40
5-10	Fuel Shutoff Cable Installation S/N 5001- 5145	5-42
5-11	Fuel Shutoff Cable Installation	5-44
5-12	Optional Airframe Mounted Fuel Filter	5-48
5-13	Fuel Cell Installation – CRFS	5-52
5-14	Fuel Cell Structure – CRFS	5-62
5-15	Sump Assembly – CRFS	5-65
<b>SECTION 6 – POWER PLANT &amp; SYSTEMS</b>		
	Table of Contents	6-1.2
6-1	Engine Buildup Assembly	6-2
6-1.1	Fire Curtain Installation	6-11.3
6-2	Starter/Generator Cooling Installation	6-12
6-3	Engine Air Induction System	6-14
6-4	Particle Separator/Scav-Air Line Installation	6-18
6-5	Scav-Air/Anti-Ice Control Panel Installation	6-20
6-6	Engine Power Control Installation	6-22
6-7	Engine Idle Stop Assembly	6-26
6-7.1	Engine Idle Stop Assembly – Dual Start Control	6-28
6-7.2	Engine Idle Stop Assembly – Dual Start Control Detail	6-30
6-7.3	Engine Idle Stop Assembly – Dual Start Control Relay Detail	6-32
6-8	Droop Compensator Installation	6-34
6-9	Engine Oil System	6-37
6-10	Oil Cooler Blower Installation	6-42
6-11	Oil Cooler Ducting TH-28 SN 3006, 480 SN 5001-5022	6-46

# ENSTROM TH-28/480 SERIES ILLUSTRATED PARTS CATALOG

## TABLE OF CONTENTS

Figure	Description	Page
6-12	Oil Cooler Ducting TH-28 SN 3007, 480 SN 5023 and Subs	6-48
6-13	Eductor Installation	6-52
6-14	Eductor Installation (Obsolete)	6-54
<b>SECTION 7 – DRIVE TRAIN</b>		
	Table of Contents	7-1.2
7-1	Overrunning Clutch Assembly	7-2
7-1.1	Clutch Vent Reservoir Assembly	7-3
7-2	Drive Shaft Assembly	7-4
7-3	Drive System Installation	7-6
7-4	Lower Pulley Assembly (Grease Lubricated)	7-10
7-5	Lower Pulley Assembly (Oil Lubricated)	7-14
7-6	Upper Pulley Assembly ( Keyed Pinion)	7-18
7-6.1	Upper Pulley Assembly (Splined Pinion)	7-20.2
7-7	Main Rotor Transmission Installation	7-22
7-8	Main Rotor Transmission Assembly (Keyed Pinion)	7-24
7-8.1	Main Rotor Transmission Assembly (Splined Pinion)	7-26.2
7-8.2	Main Rotor Transmission Seal Retainer Assembly	7-27.1
7-9	Main Rotor Transmission Filtration/Cooling System	7-28
7-10	Tail Rotor Drive Shaft Installation	7-32
7-11	Tail Rotor Transmission Assembly	7-36
<b>SECTION 8 – ROTOR SYSTEMS</b>		
	Table of Contents	8-1.2
8-1	Main Rotor Hub Assembly - Grease Lubricated	8-2
8-2	Main Rotor Hub Assembly - Oil Lubricated	8-6
8-3	Main Rotor Blade and Retention Assembly	8-10
8-4	Retention Assembly/Flapping Pin Installation	8-16
8-5	Hydraulic Damper Assembly	8-18
8-6	Main Rotor Damper Installation	8-22
8-7	Tail Rotor Assembly	8-24
<b>SECTION 9 – FLIGHT CONTROLS</b>		
	Table of Contents	9-1.2
9-1	Cyclic Stick and Torque Tube Installation	9-2
9-2	Cyclic Control Tube and Bellcrank Installation	9-6
9-3	Cyclic Trim Assembly	9-12
9-4	Collective Stick and Torque Tube Installation	9-16
9-5	Collective Control Tube and Bellcrank Installation	9-18
9-6	Collective Stick – Pilot (SN 5135 and Prior)	9-20
9-7	Collective Stick – Copilot (SN 5135 and Prior)	9-22
9-7.1	Collective Stick – Pilot (SN 5136 and Subs)	9-23.1
9-7.2	Collective Stick – Copilot (SN 5136 and Subs)	9-23.5
9-8	Collective Trim Assembly	9-24
9-9	Collective Friction Assembly	9-28
9-10	Lower Swashplate Assembly Installation	9-30
9-11	Lower Swashplate Assembly	9-32
9-12	Upper Swashplate Assembly and Controls	9-34

# ENSTROM TH-28/480 SERIES ILLUSTRATED PARTS CATALOG

## TABLE OF CONTENTS

Figure	Description	Page
9-13	Main Rotor Pitch Change Controls	9-38
9-14	Tail Rotor Control System	9-40
9-15	Tail Rotor Rotating Controls	9-48

### SECTION 10 – ELECTRICAL/INSTRUMENT SYSTEMS

	Table of Contents	10-1.2
10-1	TH-28 Instrument Panel Equipment Installation	10-2
10-2	480 Standard Instrument Panel Equipment Installation	10-8
10-3	480 (Optional)/480B Instrument Panel Equipment Installation	10-16
10-4	480B Instrument Panel Equipment Installation	10-22
10-5	TH-28 Circuit Breaker Panel	10-30
10-6	480 Circuit Breaker Panel	10-32
10-7	480 Optional Circuit Breaker Panel	10-34
10-8	480B Circuit Breaker Panel	10-36
10-9	480B Circuit Breaker Panel	10-38
10-10	Pedestal Miscellaneous Equipment	10-44
10-11	Outside Air Temperature (OAT) Gauge Installation	10-46
10-12	NiCad Battery Tray Installation	10-48
10-13	Standard Battery Tray Installation	10-50
10-14	Battery Installation	10-54
10-15	Aft Battery Installation	10-56
10-16	Electrical Component Installation (Right Side Backwall)	10-58
10-17	Electrical Component Installation Relays Only (Right Side Backwall)	10-61
10-18	Electrical Components - Keel Installation	10-66
10-19	Generator Control Unit/T9 Terminal Strip Installation	10-72
10-20	Engine Oil Pressure and Torque Indication System	10-74
10-21	Engine T.O.T. Harness Terminal Block	10-76
10-22	Fire Detector Installation	10-78
10-23	Low Rotor Warning and Micro Switch Installation	10-80
10-23.1	Hi/Lo Rotor RPM Switch Installation	10-83.1
10-24	TH-28 Chip Detector Program Continuity Sensor Installation	10-84
10-24.1	480/480B Programmed Continuity Sensors – Engine and Main Rotor Transmission Chip Detectors	10-86.2
10-24.2	480/480B Programmed Continuity Sensor – Tail Rotor Transmission Chip Detector	10-86.6
10-25	Bearing Temperature Warning System (Grease Lubricated)	10-88
10-26	Bearing Temperature Warning System (Oil Lubricated)	10-90
10-27	Engine Air Inlet Pressure System	10-94
10-28	Landing Light Assembly Installation.	10-98
10-29	LED Landing Light Assembly Installation	10-100
10-30	Position/Anti-Collision Light Installation	10-104
10-31	Position/Anti-Collision Light Assembly	10-106
10-32	Position/Anti-Collision LED Light Assembly	10-108
10-33	Static Port and Pitot Tube Installation	10-110
10-34	Static and Pitot Line Installation	10-114
10-35	Instrument Console Shroud Installation	10-118
10-36	KMA 24H-71 Audio Panel Installation	10-120
10-37	GTX 327 Transponder Installation	10-124

# ENSTROM TH-28/480 SERIES ILLUSTRATED PARTS CATALOG

## TABLE OF CONTENTS

Figure	Description	Page
10-38	GTX 327 Antenna Installation Forward (Preferred) Location	10-128
10-39	GTX 327 Antenna Installation Aft (Alternate) Location	10-132

### SECTION 11 – UTILITY SYSTEMS

	Table of Contents	11-1.2
11-1	Bleed Air Heater and Defroster Installation	11-2
11-2	Heater and Defroster Valve Assemblies	11-8
11-3	Heater Manifold Assembly	11-10
11-4	Fresh Air Ventilation Installation	11-12
11-5	Fresh Air Ventilation Installation	11-16
11-6	Overhead Console Vent/Light Assembly	11-20

### APPENDIX A – EQUIVALENT PARTS

	Table of Contents	A-3
	Introduction	A-4
	Equivalent Parts Tables	A-4

### APPENDIX B – HARDWARE SUBSTITUTIONS

	Table of Contents	B-1
	Introduction	B-2
	Acceptable Substitution Conditions	B-2
	Hardware Tables	B-2
	<i>Table A – Bolts</i>	B-3
	<i>Table B – Screws</i>	B-5
	<i>Table C – Nuts</i>	B-6
	<i>Table D – Nut Plates</i>	B-7
	<i>Table E – Solid Rivets</i>	B-9
	<i>Table F – Blind Rivets</i>	B-9
	<i>Table G – Washers</i>	B-9
	<i>Table H – Rivnuts</i>	B-14
	<i>Table I – Turnbuckles</i>	B-14
	<i>Table J – Grommets</i>	B-14
	<i>Table K – Cotter Pins</i>	B-15
	<i>Table L – Clamps (Nylon)</i>	B-16
	<i>Table M – Cable Ties</i>	B-16
	<i>Table N – U-Channel (Rubber)</i>	B-16
	<i>Table O – Shrink Tubing</i>	B-16
	<i>Table P – Ring Tongue Terminals</i>	B-16
	<i>Table Q – Retaining Rings</i>	B-17
	<i>Table R – Cushioned Clamps</i>	B-17
	<i>Table S – Plusnuts</i>	B-17
	<i>Table T – Solder Sleeve Shield Terminator</i>	B-17
	<i>Table U – Plug, Pipe – Countersink Hex Head</i>	B-17
	<i>Table V – Clip Nut</i>	B-17
	<i>Table W – Plug and Bleeder – Screw Thread</i>	B-17

# ENSTROM TH-28/480 SERIES ILLUSTRATED PARTS CATALOG

## TABLE OF CONTENTS

Figure	Description	Page
	<i>Table X – Pin, Retaining, Safety</i>	B-17
	<i>Table Y – Quarter Turn Fastener</i>	B-17
	<i>Table Z – Quick Disconnect Terminal</i>	B-17
	<i>Table AA – Plug (BNC, TNC, N)</i>	B-18
	<i>Table AB – Roll Pin</i>	B-18
	<i>Table AC – Sleeve, Coupling</i>	B-18
	<i>Table AD – Clevis Pin</i>	B-18
	<i>Table AE – Quarter (1/4) Turn Fastener Receptacle</i>	B-18
	<i>Table AF – Sleeve, Flared Tube Fitting</i>	B-18
	<i>Table AG – 3.5 mm Phone Jack</i>	B-18
	<i>Table AH – Grease Fitting</i>	B-18
	<i>Table AI – Terminal Lug</i>	B-18

# ENSTROM TH-28/480 SERIES ILLUSTRATED PARTS CATALOG

## EFFECTIVE PAGE LIST

Page	Date	Page	Date
i	No Date	xliv	May 13/26
ii	Jul 22/25	xlv	May 13/26
iii	Jul 22/25	xlvi	May 13/26
iv	May 13/26	xlvii	May 13/26
v	May 13/26	xlviii	May 13/26
vi	May 13/26	xlix	May 13/26
vii	May 13/26	l	May 13/26
viii	May 13/26	li	May 13/26
ix	May 13/26	lii	May 13/26
x	May 13/26	liii	May 13/26
xi	May 13/26	liv	May 13/26
xii	May 13/26	lv	May 13/26
xiii	May 13/26	lvi	May 13/26
xiv	May 13/26	lvii	May 13/26
xv	May 13/26	lviii	May 13/26
xvi	May 13/26	lix	May 13/26
xvii	May 13/26	lx	May 13/26
xviii	May 13/26	lxi	May 13/26
xix	May 13/26	lxii	May 13/26
xx	May 13/26	lxiii	May 13/26
xxi	May 13/26	lxiv	May 13/26
xxii	May 13/26	lxv	May 13/26
xxiii	May 13/26	lxvi	May 13/26
xxiv	May 13/26	lxvii	May 13/26
xxv	May 13/26	lxviii	May 13/26
xxvi	May 13/26	lxix	May 13/26
xxvii	May 13/26	lxx	May 13/26
xxviii	May 13/26	lxxi	May 13/26
xxix	May 13/26	lxxii	May 13/26
xxx	May 13/26	lxxiii	May 13/26
xxxi	May 13/26	lxxiv	May 13/26
xxxii	May 13/26	lxxv	May 13/26
xxxiii	May 13/26	lxxvi	May 13/26
xxxiv	May 13/26	lxxvii	May 13/26
xxxv	May 13/26	lxxviii	May 13/26
xxxvi	May 13/26	lxxix	May 13/26
xxxvii	May 13/26	lxxx	May 13/26
xxxviii	May 13/26	lxxxi	May 13/26
xxxix	May 13/26	lxxxii	May 13/26
xl	May 13/26	lxxxiii	May 13/26
xli	May 13/26	lxxxiv	May 13/26
xlii	May 13/26	lxxxv	May 13/26
xliii	May 13/26	lxxxvi	May 13/26

# ENSTROM TH-28/480 SERIES ILLUSTRATED PARTS CATALOG

## EFFECTIVE PAGE LIST

Page	Date	Page	Date
lxxxvii	May 13/26	1-1	Jul 31/12
lxxxvii	May 13/26	1-1.1	Dec 20/13
lxxxviii	May 13/26	1-1.2	Nov 28/22
lxxxix	May 13/26	1-2	Sep 27/18
lxxxx	May 13/26	1-3	Sep 27/18
lxxxxi	May 13/26	1-4	Sep 27/18
lxxxii	May 13/26	2-1	Dec 20/13
lxxxiii	May 13/26	2-1.1	Dec 20/13
lxxxiv	May 13/26	2-1.2	Nov 28/22
lxxxv	May 13/26	2-2	Jul 22/2020
lxxxiv	May 13/26	2-3	Jul 31/12
lxxxv	May 13/26	2-4	Jul 31/12
lxxxvi	May 13/26	3-1	Aug 13/07
lxxxvii	May 13/26	3-1.1	Dec 20/13
lxxxviii	May 13/26	3-1.2	May 28/24
lxxxix	May 13/26	3-2	Jul 31/12
xc	May 13/26	3-3	Jul 31/12
xc	May 13/26	3-4	May 13/26
xc	May 13/26	3-5	May 13/26
xc	May 13/26	3-6	May 13/26
xciv	May 13/26	3-7	Jul 31/12
xcv	May 13/26	3-8	Dec 20/13
xcvi	May 13/26	3-9	Jul 31/12
xcvii	May 13/26	3-10	Jul 22/25
xcviii	May 13/26	3-11	May 13/26
xcix	May 13/26	3-12	May 13/26
c	May 13/26	3-13	Jul 22/25
ci	May 13/26	3-14	Jul 22/25
cii	May 13/26	3-15	Jul 22/25
ciii	May 13/26	3-15.1	Jul 22/25
civ	May 13/26	3-15.2	Jul 22/25
cv	May 13/26	3-16	Dec 20/13
cvi	May 13/26	3-17	Jul 31/12
cvii	May 13/26	3-18	Jul 31/12
cviii	May 13/26	3-19	Jul 22/2020
cix	May 13/26	3-20	Jul 22/2020
cx	May 13/26	3-21	Jul 31/12
cx	May 13/26	3-22	Oct 30/15
cxii	May 13/26	3-23	Oct 30/15
cxiii	May 13/26	3-23.1	Oct 30/15
cxiv	May 13/26	3-23.2	Oct 30/15
cxv	May 13/26	3-24	Jul 31/12
cxvi	May 13/26	3-25	Dec 3/19

# ENSTROM TH-28/480 SERIES ILLUSTRATED PARTS CATALOG

## EFFECTIVE PAGE LIST

Page	Date	Page	Date
3-25.1	Feb 1/13	3-53	Jul 31/12
3-25.2	Feb 1/13	3-54	Jul 31/12
3-25.3	Feb 1/13	3-55	May 28/24
3-25.4	May 28/24	3-56	Sep 2/16
3-25.5	May 28/24	3-57	May 28/24
3-25.6	May 28/24	3-58	Jul 31/12
3-25.6.1	May 28/24	3-59	May 13/26
3-25.6.2	May 28/24	3-60	May 13/26
3-25.7	Feb 1/13	3-61	Jul 31/12
3-25.8	May 28/24	3-62	Dec 20/13
3-25.9	Feb 1/13	3-63	Jul 31/12
3-25.10	Feb 1/13	3-64	Sep 2/16
3-25.11	May 28/24	3-65	Jul 31/12
3-25.12	Jul 22/25	3-66	Sep 2/16
3-25.13	May 28/24	3-67	Sep 2/16
3-25.14	Feb 1/13	3-68	Dec 3/19
3-26	Feb 1/13	3-69	Jul 31/12
3-27	Feb 1/13	3-70	May 13/26
3-28	May 28/24	3-71	May 13/26
3-29	Jul 31/12	3-72	Jul 31/12
3-30	Feb 1/13	3-73	Jul 31/12
3-31	May 28/24	3-74	May 28/24
3-32	Oct 30/15	3-75	Feb 1/13
3-33	May 28/24	3-76	May 28/24
3-34	May 28/24	3-77	May 13/26
3-35	May 28/24	3-78	May 13/26
3-36	Sep 2/16	3-79	May 13/26
3-37	Jul 22/2020	3-80	May 13/26
3-38	Sep 2/16	3-81	May 28/24
3-39	Sep 2/16	3-82	May 28/24
3-40	Jul 31/12	3-83	May 13/26
3-41	Oct 30/15	3-84	May 13/26
3-42	Oct 30/15	3-85	May 28/24
3-43	Jul 31/12	3-86	May 28/24
3-44	Sep 2/16	3-87	May 28/24
3-45	Jul 31/12	3-88	May 28/24
3-46	Jul 31/12	3-89	May 28/24
3-47	May 9/18	3-90	May 28/24
3-48	Jul 31/12	3-91	May 28/24
3-49	Dec 3/19	3-92	May 28/24
3-50	Dec 3/19	4-1	Nov 16/01
3-51	Oct 30/15	4-1.1	Dec 20/13
3-52	Jul 31/12	4-1.2	Nov 28/22

# ENSTROM TH-28/480 SERIES ILLUSTRATED PARTS CATALOG

## EFFECTIVE PAGE LIST

Page	Date	Page	Date
4-2	Jan 30/12	5-17	Oct 30/15
4-3	May 28/24	5-18	Oct 30/15
4-3.1	May 28/24	5-19	Feb 1/13
4-3.2	May 28/24	5-20	May 13/26
4-4	Oct 30/15	5-21	May 13/26
4-5	May 28/24	5-22	May 13/26
4-6	May 28/24	5-23	May 13/26
4-7	May 28/24	5-24	May 13/26
4-8	Jul 31/12	5-25	Feb 1/13
4-9	Oct 30/15	5-26	Feb 1/13
4-10	Jul 31/12	5-27	May 9/18
4-11	May 28/24	5-28	Nov 28/22
4-12	May 28/24	5-29	Feb 1/13
4-13	Jul 31/12	5-30	May 13/26
4-14	May 13/26	5-31	May 13/26
4-15	May 13/26	5-32	Feb 1/13
4-16	May 13/26	5-33	Feb 1/13
4-17	May 13/26	5-34	Feb 1/13
4-17.1	May 13/26	5-35	Dec 20/13
4-17.2	May 13/26	5-36	Dec 20/13
4-18	Jul 31/12	5-37	Dec 20/13
4-19	Oct 30/15	5-38	Dec 20/13
4-20	Jul 31/12	5-39	Feb 1/13
5-1	Nov 16/01	5-40	Feb 1/13
5-1.1	Dec 20/13	5-41	Oct 30/15
5-1.2	May 13/26	5-42	Feb 1/13
5-2	May 13/26	5-43	Feb 1/13
5-3	May 13/26	5-44	Feb 1/13
5-4	May 13/26	5-45	Feb 1/13
5-5	May 13/26	5-46	Jul 22/25
5-5.1	May 13/26	5-47	Oct 30/15
5-5.2	May 13/26	5-48	Feb 1/13
5-6	May 13/26	5-49	Feb 1/13
5-7	May 13/26	5-50	May 9/18
5-8	May 13/26	5-51	Oct 30/15
5-9	May 13/26	5-52	May 13/26
5-10	May 13/26	5-53	May 13/26
5-11	May 13/26	5-54	May 13/26
5-12	May 13/26	5-55	May 13/26
5-13	May 13/26	5-56	May 13/26
5-14	May 9/18	5-57	May 13/26
5-15	Oct 30/15	5-58	May 13/26
5-16	Feb 1/13	5-59	May 13/26

# ENSTROM TH-28/480 SERIES ILLUSTRATED PARTS CATALOG

## EFFECTIVE PAGE LIST

Page	Date	Page	Date
5-60	May 13/26	6-21	May 28/24
5-61	May 13/26	6-22	Jan 30/12
5-62	May 13/26	6-23	Sep 2/16
5-63	May 13/26	6-24	Sep 2/16
5-64	May 13/26	6-25	Sep 2/16
5-65	May 13/26	6-26	Sep 2/16
5-66	May 13/26	6-27	May 13/26
6-1	Nov 16/01	6-28	Jan 30/12
6-1.1	Dec 20/13	6-29	Dec 3/19
6-1.2	Nov 28/22	6-30	Jan 30/12
6-2	Sep 27/18	6-31	Dec 3/19
6-3	Dec 15/10	6-32	Jan 30/12
6-4	Nov 16/01	6-33	Oct 30/15
6-5	Sep 27/18	6-34	May 28/24
6-6	Sep 27/18	6-35	Sep 2/16
6-7	May 28/24	6-35.1	Oct 30/15
6-8	May 13/26	6-36	Jul 29/11
6-9	May 28/24	6-37	Jul 31/12
6-10	May 28/24	6-38	Dec 20/13
6-11	May 28/24	6-39	May 28/24
6-11.1	Jul 22/2020	6-40	May 28/24
6-11.2	Oct 30/15	6-41	Jul 22/25
6-11.3	May 13/26	6-41.1	May 28/24
6-11.4	Sep 27/18	6-42	Sep 27/18
6-11.5	Jul 22/2020	6-43	May 28/24
6-11.6	May 13/26	6-44	May 28/24
6-11.7	Jul 22/25	6-45	May 28/24
6-11.8	May 28/24	6-46	Jul 22/25
6-12	Jan 30/12	6-47	May 13/26
6-13	May 28/24	6-48	Dec 20/13
6-14	Dec 3/19	6-49	May 13/26
6-15	Dec 3/19	6-50	May 13/26
6-16	Dec 3/19	6-51	Jan 30/12
6-17	May 28/24	6-52	Oct 30/15
6-17.1	May 28/24	6-52.1	Oct 30/15
6-17.2	May 28/24	6-53	Oct 30/15
6-17.3	May 28/24	6-53.1	Oct 30/15
6-17.4	May 28/24	6-54	Jan 30/12
6-18	May 28/24	6-55	Oct 30/15
6-19	Feb 1/13	6-56	Oct 30/15
6-19.1	May 28/24	7-1	Aug 13/07
6-19.2	May 28/24	7-1.1	Dec 20/13
6-20	Oct 30/15	7-1.2	Nov 28/22

# ENSTROM TH-28/480 SERIES ILLUSTRATED PARTS CATALOG

## EFFECTIVE PAGE LIST

Page	Date	Page	Date
7-2	May 13/26	7-31.2	Dec 3/19
7-2.1	May 13/26	7-32	Aug 13/07
7-2.2	May 13/26	7-33	Jul 22/25
7-2.3	May 13/26	7-34	Oct 30/15
7-3	May 13/26	7-35	Oct 30/15
7-3.1	May 13/26	7-36	Oct 30/15
7-4	Aug 13/07	7-37	Jul 22/2020
7-5	Oct 30/15	7-38	Jul 22/2020
7-6	Dec 3/19	8-1	Jul 13/05
7-7	Oct 30/15	8-1.1	Dec 20/13
7-8	Oct 30/15	8-1.2	Nov 28/22
7-9	Nov 16/01	8-2	May 13/26
7-10	Nov 16/01	8-3	May 13/26
7-11	May 13/26	8-4	May 13/26
7-12	Sep 27/18	8-5	May 13/26
7-13	Nov 16/01	8-6	Oct 30/15
7-14	Dec 20/13	8-7	May 13/26
7-15	May 13/26	8-8	May 13/26
7-16	May 13/26	8-9	May 13/26
7-17	Nov 11/02	8-10	Jul 31/12
7-18	Feb 1/13	8-11	Feb 1/13
7-19	Sep 2/16	8-12	Jul 22/25
7-20	Jul 22/25	8-13	May 13/26
7-20.1	Nov 11/02	8-14	May 28/24
7-20.2	Feb 1/13	8-15	May 28/24
7-21	Jul 22/25	8-16	Jul 13/05
7-22	Aug 13/07	8-17	Jan 30/12
7-23	Jan 30/12	8-18	Jul 13/05
7-24	Oct 30/15	8-19	May 13/26
7-25	Dec 3/19	8-20	May 13/26
7-26	May 28/24	8-21	Aug 13/07
7-26.1	Jul 22/2020	8-22	Jan 30/12
7-26.2	Oct 30/15	8-23	Dec 3/19
7-26.3	Dec 3/19	8-24	Jan 30/12
7-26.4	Jul 22/25	8-25	May 13/26
7-27	Jul 22/25	8-26	May 13/26
7-27.1	May 13/26	9-1	Nov 16/01
7-27.2	May 13/26	9-1.1	Dec 20/13
7-28	Dec 3/19	9-1.2	Nov 28/22
7-29	Dec 3/19	9-2	Feb 1/13
7-30	May 28/24	9-2.1	Feb 1/13
7-31	May 28/24	9-2.2	Jul 31/12
7-31.1	May 28/24	9-3	May 13/26

# ENSTROM TH-28/480 SERIES ILLUSTRATED PARTS CATALOG

## EFFECTIVE PAGE LIST

Page	Date	Page	Date
9-4	May 13/26	9-33	May 13/26
9-5	May 28/24	9-33.1	May 13/26
9-6	May 28/24	9-33.2	Dec 20/13
9-7	Jul 31/12	9-34	Dec 15/10
9-8	May 9/18	9-35	Jul 22/25
9-9	May 28/24	9-36	Jul 22/25
9-10	May 13/26	9-37	May 28/24
9-11	May 13/26	9-38	Dec 3/19
9-12	Feb 1/13	9-39	Jul 22/25
9-13	May 13/26	9-40	Oct 30/15
9-14	May 9/18	9-41	Oct 30/15
9-15	Nov 16/01	9-42	Oct 30/15
9-16	Oct 30/15	9-43	Oct 30/15
9-17	May 28/24	9-44	May 28/24
9-17.1	May 28/24	9-45	May 13/26
9-17.2	Jan 30/12	9-46	May 13/26
9-18	Oct 30/15	9-47	May 13/26
9-19	Oct 30/15	9-47.1	Jul 22/25
9-19.1	Jul 31/12	9-47.2	Oct 30/15
9-19.2	Jul 31/12	9-48	Nov 28/22
9-20	Feb 1/13	9-49	Sep 27/18
9-21	May 9/18	9-50	May 28/24
9-21.1	May 9/18	9-51	May 28/24
9-21.2	Jul 29/11	9-52	May 28/24
9-22	Feb 1/13	10-1	Nov 16/01
9-23	Oct 30/15	10-1.1	Dec 20/13
9-23.1	Oct 30/15	10-1.2	May 28/24
9-23.2	Oct 30/15	10-2	Sep 2/16
9-23.3	Oct 30/15	10-3	Sep 2/16
9-23.4	Jan 30/12	10-4	Jul 31/12
9-23.5	Oct 30/15	10-5	Jul 31/12
9-23.6	Oct 30/15	10-6	Nov 28/22
9-23.7	Oct 30/15	10-7	Nov 28/22
9-23.8	Oct 30/15	10-8	Sep 2/16
9-24	May 13/26	10-9	Sep 2/16
9-25	May 13/26	10-10	Jul 31/12
9-26	May 13/26	10-11	Jul 31/12
9-27	Nov 16/01	10-12	Jul 31/12
9-28	Nov 16/01	10-13	Feb 1/13
9-29	Jul 29/11	10-14	Nov 28/22
9-30	Nov 16/01	10-15	Jul 13/05
9-31	Oct 30/15	10-16	Sep 2/16
9-32	Sep 2/16	10-17	Sep 2/16

# ENSTROM TH-28/480 SERIES ILLUSTRATED PARTS CATALOG

## EFFECTIVE PAGE LIST

Page	Date	Page	Date
10-18	Jul 31/12	10-59	May 13/26
10-19	Jul 31/12	10-60	Jul 22/25
10-20	Jan 30/12	10-61	Jul 31/12
10-21	Nov 28/22	10-62	May 28/24
10-22	Sep 2/16	10-63	May 28/24
10-23	Sep 2/16	10-64	Oct 30/15
10-24	Sep 2/16	10-65	Jul 31/12
10-24.1	Oct 30/15	10-66	Jul 31/12
10-25	Sep 2/16	10-67	Jul 31/12
10-26	Sep 2/16	10-68	Jul 31/12
10-27	Sep 2/16	10-69	Feb 1/13
10-28	Jul 22/25	10-70	Oct 30/15
10-29	May 13/26	10-71	Oct 30/15
10-29.1	Jul 22/25	10-72	Jul 31/12
10-30	Jul 31/12	10-73	Dec 20/13
10-31	Nov 28/22	10-74	Jul 31/12
10-32	Jul 31/12	10-75	Oct 30/15
10-33	Nov 28/22	10-76	Jul 31/12
10-34	Jul 31/12	10-77	Oct 30/15
10-35	Feb 1/13	10-78	Jul 22/2020
10-36	Jul 31/12	10-79	Jul 22/2020
10-37	May 28/24	10-80	Oct 30/15
10-38	Jul 31/12	10-81	Oct 30/15
10-39	Jul 31/12	10-82	Oct 30/15
10-40	Jul 31/12	10-83	May 13/26
10-41	May 28/24	10-83.1	May 28/24
10-42	May 28/24	10-83.2	May 28/24
10-43	May 28/24	10-84	Feb 1/13
10-44	Jul 31/12	10-85	Feb 1/13
10-45	May 28/24	10-86	Feb 1/13
10-46	Sep 2/16	10-86.1	Feb 1/13
10-47	Jul 31/12	10-86.2	Feb 1/13
10-48	Jul 31/12	10-86.3	Oct 30/15
10-49	May 28/24	10-86.4	Oct 30/15
10-50	May 28/24	10-86.5	Feb 1/13
10-51	Jul 22/25	10-86.6	Oct 30/15
10-52	Jul 22/25	10-86.7	Feb 1/13
10-53	Jul 31/12	10-86.8	Oct 30/15
10-54	Jul 31/12	10-87	Jul 31/12
10-55	Dec 20/13	10-88	Jul 31/12
10-56	Jul 31/12	10-89	Oct 30/15
10-57	Jul 31/12	10-90	May 9/18
10-58	Jul 31/12	10-91	Jul 31/12

# ENSTROM TH-28/480 SERIES ILLUSTRATED PARTS CATALOG

## EFFECTIVE PAGE LIST

Page	Date	Page	Date
10-92	May 9/18	11-1	Nov 16/01
10-93	Jul 31/12	11-1.1	Dec 20/13
10-94	Jul 31/12	11-1.2	Nov 28/22
10-95	Jul 31/12	11-2	Nov 16/01
10-96	Oct 30/15	11-3	Oct 30/15
10-97	Jul 31/12	11-4	Oct 30/15
10-98	Jul 31/12	11-5	Jul 22/25
10-99	Jul 31/12	11-6	May 28/24
10-100	Dec 20/13	11-7	Nov 16/01
10-101	Dec 3/19	11-8	Jul 31/12
10-102	Dec 3/19	11-9	May 28/24
10-103	Jul 31/12	11-9.1	May 28/24
10-104	Jul 31/12	11-9.2	Jul 31/12
10-105	May 9/18	11-10	Nov 16/01
10-106	Jul 31/12	11-11	May 28/24
10-107	May 9/18	11-12	Jan 30/12
10-108	Jul 31/12	11-13	Jan 30/12
10-109	May 9/18	11-14	Dec 3/19
10-110	May 28/24	11-15	Jan 30/12
10-111	May 28/24	11-16	Aug 16/13
10-112	May 13/26	11-17	Jan 30/12
10-113	May 13/26	11-18	May 28/24
10-114	Jul 31/12	11-19	May 28/24
10-115	Jul 31/12	11-20	Jan 30/12
10-116	Feb 1/13	11-21	Oct 30/15
10-117	Jul 31/12	11-22	Jul 22/2020
10-118	Jul 31/12	11-23	Oct 30/15
10-119	Oct 30/15	11-24	Jul 31/12
10-120	Feb 1/13	A-1	Jan 30/12
10-121	Feb 1/13	A-2	Sep 20/13
10-122	Feb 1/13	A-3	Nov 28/22
10-123	Feb 1/13	A-4	Oct 30/15
10-124	Oct 30/15	A-5	Oct 30/15
10-125	Jul 31/12	A-6	Dec 3/19
10-126	Oct 30/15	A-7	Dec 3/19
10-127	Jul 31/12	A-8	Sep 20/13
10-128	Jul 31/12	B-1	May 13/26
10-129	Jul 31/12	B-2	May 13/26
10-130	Jul 31/12	B-3	May 13/26
10-131	Jul 31/12	B-4	May 13/26
10-132	Jul 31/12	B-5	May 13/26
10-133	Jul 31/12	B-6	May 13/26
10-134	Jul 31/12	B-7	May 13/26

# ENSTROM TH-28/480 SERIES ILLUSTRATED PARTS CATALOG

## EFFECTIVE PAGE LIST

Page	Date	Page	Date
B-8	May 13/26		
B-9	May 13/26		
B-10	May 13/26		
B-11	May 13/26		
B-12	May 13/26		
B-13	May 13/26		
B-14	May 13/26		
B-15	May 13/26		
B-16	May 13/26		
B-17	May 13/26		
B-18	May 13/26		

# ENSTROM TH-28/480 SERIES ILLUSTRATED PARTS CATALOG

## PART NUMBER INDEX

Part Number	Figure	Item	Part Number	Figure	Item
008-00041-0001	10-36	–	020-986-001	5-3	20
010-00188-03	10-37	10	030-01094-0077	10-36	–
01-0770028-05	10-30	1	030-01107-0048	10-36	–
01-0770119-15	10-1	31	034921-01	5-12	–
01-0770119-15	10-2	31	038088-08	6-9	35
01-0770119-15	10-3	24	038088-08-80	6-9	35
01-0770119-15	10-4	26	0402-005	6-1	16
01-0770119-15	10-5	5	047-05860-0001	10-36	–
01-0770119-15	10-6	5	050-01780-0003	10-36	6
01-0771424-20	10-28	5	0660-1055-0071	10-36	1
01-0790006-01	10-30	4	089-02013-0037	10-36	–
01-0790006-01	10-31	–	089-02051-0024	10-36	–
01-0790006-01	3-8	26	089-02191-0022	10-36	–
01-0790006-01	App A	–	089-02353-0001	10-36	–
01-0790006-03	10-30	4	089-05903-0007	10-36	–
01-0790006-03	10-31	–	089-05907-0012	10-36	–
01-0790006-03	3-8	25	089-06012-0008	10-36	–
01-0790006-03	App A	–	08DU	App A	–
01-0790340-03	10-30	4	08DU08	9-11	15
01-0790340-03	10-32	10	091-00072-0003	10-36	–
01-0790340-03	3-8	26	09-DU-12	9-3	22
01-0790340-04	10-30	4	#1	5-5	55
01-0790340-04	10-32	11	1-480319-0	6-1	–
01-0790340-04	3-8	25	1/2 X8	App A	–
01-1030-H-A-P	10-29	40	1/2 X 8 PK	3-2	–
01-1030-H-A-P Rev A	10-29	40	1/4 Harper	3-6.1	100
01-1030-H-A-P Rev B	10-29	40	1/4 Harper	3-23	400
01-1030-H-A-P Rev C	10-29	40	1/4 Harper	6-12	30
01-691-04	9-15	27	1/4 Harper	8-7	27
01-691-05	9-13	10	1/4 Harper	9-10	3
02-0250276-00	10-31	8	1/4 Harper	9-8	10
02-0250276-00	App A	–	1/4 Harper	9-8	21
02-0350259-00	10-31	1	1/8 X 832	11-5	90
02-0350259-00	App A	–	1/8 X 832	5-8	–
02-0350260-00	10-31	3	1/8X832	5-11	290
02-0350260-00	App A	–	10065	App A	–

# ENSTROM TH-28/480 SERIES ILLUSTRATED PARTS CATALOG

## PART NUMBER INDEX

Part Number	Figure	Item	Part Number	Figure	Item
102	3-3	–	1219-4200-Z3Y	App A	–
102-00007	7-8	38	1238716	5-2	260
102-00007	7-8.1	34	124F003-4CR0210	6-1	64
1040	10-1	5	12500750-125B	8-5	14
1040	10-2	5	12V6X-S	5-13	20
1040	10-3	5	13241-LDS	7-8	25
1040	10-4	5	1357	3-23	–
1053	11-1	27	13AT401-T2	9-6	30
105CPOLYKEN	3-19	–	13AT401-T2	9-7	24
10-796-00	11-4	14	13AT401-T2	9-7.1	14
10-796-00	11-5	340	13AT401-T2	9-7.2	14
108FR	3-19	–	14-0050508-27	10-32	9
10-DU-10	6-7.2	21	14399-001	10-1	18
10-DU-10	9-4	3	14399-001	10-2	18
10-DU-10	9-4	5	14399-001	10-3	18
1102	7-8	27	14399-001	10-4	18
1102	7-8.1	24	14399-002	10-1	17
11052	7-2	5	14399-002	10-2	17
11052	7-2	5	14399-002	10-3	17
1117067-05	3-18	29	14399-002	10-4	17
1117067-07	3-18	28	14399-003	10-1	16
1157	11-6	40	14399-003	10-2	16
11-691-04	9-15	24	14399-003	10-3	16
11-691-05	9-13	14	14399-003	10-4	16
1-172165-9	10-4	32	1-480303-0	10-37	80
1191-5CN0625	8-2	–	1-480305-0	10-37	90
11TS15-2	10-1	23	1-480318-0	10-1	–
11TS15-2	10-2	23	1-480318-0	10-1	–
11TS15-2	10-7	2	1-480318-0	10-1	–
11TS15-2	10-8	2	1-480318-0	10-1	–
11TS15-2	10-9	2	1-480318-0	10-2	–
11TS15-2	10-9	2	1-480318-0	10-2	–
1219-4200-Z3Y	3-2	–	1-480318-0	10-2	–
1219-4200-Z3Y	3-2	–	1-480318-0	10-2	–
1219-4200-Z3Y	3-2	–	1-480318-0	10-2	–
1219-4200-Z3Y	6-11	18	1-480318-0	10-3	–
1219-4200-Z3Y	6-12	20	1-480318-0	10-3	–

# ENSTROM TH-28/480 SERIES ILLUSTRATED PARTS CATALOG

## PART NUMBER INDEX

Part Number	Figure	Item	Part Number	Figure	Item
1-480318-0	10-4	–	1-604102-1	10-18	–
1-480318-0	10-4	–	1-604102-1	10-18	–
1-480319-0	10-1	–	1-604102-1	10-19	–
1-480319-0	10-1	–	16-1	8-7	30
1-480319-0	10-1	–	1637-B	7-10	10
1-480319-0	10-1	–	1637-B	8-1	360
1-480319-0	10-2	–	1637-B	8-2	39
1-480319-0	10-2	–	1637-B	9-12	12
1-480319-0	10-2	–	1637-B1	8-1	360
1-480319-0	10-2	–	1637-B1	8-2	39
1-480319-0	10-2	–	1641-B	8-1	290
1-480319-0	10-29	–	1641-B	8-3	20
1-480319-0	10-3	–	1641-B	9-11	6
1-480319-0	10-3	–	1641-B	9-13	3
1-480319-0	10-4	–	1650	8-3	20
1-480319-0	10-4	–	1650	8-7	21
1-480319-0	5-7	–	16DU16	9-12	4
1-480319-0	7-9	–	170363-1	10-17	19
1-480424-0	6-7.3	70	170363-1	10-4	33
1-480426-0	10-18	–	170364-1	10-17	19
14809	7-1	130	1-72165-9	10-17	18
14809	7-1.1	12	172233-1	10-17	18
14809	App A	–	17240	App A	–
1495	10-1	–	1740001-01	6-9	34
150SG1009-5	6-1	–	1741125	6-9	–
150SG1009-5	6-1	–	1743629-01	5-12	–
150SG1040	6-1	53	1743640-01	5-12	60
150SG1040	6-1	53	1743645-01	5-12	–
150SG1108	6-1	52	1743645-02	5-12	70
150SG1108	6-1	52	1756-2	10-14	7
150SG117Q-3	6-1	51	18-200	10-1	–
150SG117Q-3-1	6-1	51	18-200	10-2	–
150SG117Q-4	6-1	51	18-200	10-3	–
150SG117Q-4-1	6-1	51	18-200	10-4	–
1539-001	7-11	14	18-200	10-4	–
1540	7-8	–	18-200	10-4	–
1540	7-8.1	–	18-200	10-4	–

# ENSTROM TH-28/480 SERIES ILLUSTRATED PARTS CATALOG

## PART NUMBER INDEX

Part Number	Figure	Item	Part Number	Figure	Item
18-215	10-1	–	2-018	7-11	4
18-215	10-2	–	2-025 E515-80	8-5	4
18-215	10-3	–	2-025 E515-80	8-5	11
18-215	10-4	–	2-029	7-9	21
18-215	10-4	–	2-029	8-3	14
18-215	10-4	–	2-032	8-2	45
18-215	10-4	–	2-041	7-1	190
18-DU-12	9-6	8	20526	7-6	11
18-DU-12	9-7	8	20526	7-6.1	10
18050-42	7-9	28	20526	App A	–
1/8 X 1/16 FG-S	7-9	–	206-061-505-003	6-9	1
1911-B	7-4	9	208	7-4	8
1911-B	7-6	14	210A155	9-3	8
1911-B	7-6.1	13	2-131	4-4	15
1911-B	8-1	350	2-133	8-3	15
1911-B1	8-1	350	2-137	8-5	15
19-170049-009	10-31	12	2-141	7-1	140
19-170049-009	App A	–	2-141	7-1.1	17
19-170049-010	10-32	8	2-141	7-2	4
19754	8-2	43	2-141	7-2	4
1B7536	7-8	5	218-901-019	10-2	9
1SE1	10-23	7	219N04X02	10-34	1
1SE1	6-1	87	21FA-540	7-11	13
2/0	6-3	66	21FA-540	7-8	–
2000653-001	11-6	50	21FA-540	7-9	–
20012S	6-1	47	2-212	8-2	23
20020S	4-5	–	2212000	10-4	–
20020S	4-5	–	2-218	4-4	5
20020S	4-5	–	22-370-150	10-16	8
20020S	4-5	–	22-370-150	10-17	9
20020S	4-5	–	22-370-200	10-17	9
20020S	4-5	–	229001	10-10	–
20044S	6-1	105	229001	11-6	–
2-008-S604-70	10-25	–	229001	11-6	–
2-008-S604-70	10-25	–	229001	11-6	–
2-011	10-27	10	229002	10-10	–
2-015	4-4	30	229003	10-10	–

# ENSTROM TH-28/480 SERIES ILLUSTRATED PARTS CATALOG

## PART NUMBER INDEX

Part Number	Figure	Item	Part Number	Figure	Item
229007	10-10	–	264-N-04X02	App A	–
22NA17A-02	3-13	31	264N4	10-27	4
22NA1-82	3-8	39	265N 4	App A	–
22NA1-82BC	3-8	40	265N04	App A	–
22NA27-22-02	10-13	5	265-N-04X02	App A	–
22NA27-22-02	6-3	46	267-1000–002	10-1	9
22-NA27-68-02	10-13	5	267-1000–002	10-2	9
23052351	6-1	–	268N 4X2	App A	–
23052363	3-20	90	268N04X02	10-34	1
23053995	7-1	250	268N04X02	App A	–
23053995	7-2	10	268-N-04X02	App A	–
23054604	6-1	23	269N 4X2	App A	–
23063426	6-1	41	269N04X02	10-34	5
23064565	6-1	60	269-N-04X02	App A	–
23113DH	5-8	38	269-N-04X04	10-27	6
23121DH	5-8	6	27539	7-4	6
2335-265	10-20	12	27539	7-5	11
23S-094-075	3-6	100	28-00014-1	3-20	10
24004-71-71	11-6	120	28-00015-1	3-20	100
24004TR71	11-6	180	28-01041-3	6-10	22
24914	7-4	3	280-114508-11	3-2	11
24914	7-5	3	28-11121-4	10-33	10
2523184	6-6	19	28-11121-4	10-33	19
259 N4	App A	–	28-11121-7	10-33	6
259N04	10-27	5	28-11215-1	3-9	17
259N04	10-34	2			
259N04	App A	–	28-11215-11	3-9	17
259-N-04X02	App A	–	28-11217-1	3-9	16
2603-08-08-10	5-13	630	28-11217-3	3-9	16
261N04X02	10-34	–	28-11227-13	3-13	5
261N04X02	10-34	–	28-11227-13	3-13	10
262N4	10-27	–	28-11227-15	3-13	6
262N4	10-27	–	28-11227-15	3-13	8
262N4	10-27	–	28-11227-17	3-13	6
264N 4	App A	–	28-11227-19	3-13	–
264N04	10-34	3	28-11227-19	3-13	–
264N04	App A	–	28-11227-21	3-13	8

# ENSTROM TH-28/480 SERIES ILLUSTRATED PARTS CATALOG

## PART NUMBER INDEX

Part Number	Figure	Item	Part Number	Figure	Item
28-11227-23	3-13	–	28-12356-1	6-2	2
28-11227-23	3-13	–	28-12400-23	6-1	73
28-11231-11	3-13	–	28-12420-15	5-12	160
28-11233-1	3-13	15	28-12429-9	5-2	410
28-11233-13	3-13	–	28-12460-1	5-12	120
28-11233-5	3-13	18	28-12460-1	5-13	270
28-11236-11	3-13	19	28-12460-1	5-9	–
28-11236-13	3-13	13	28-125	10-11	3
28-11236-15	3-13	12	28-13005-1	7-7	2
28-11236-17	3-13	20	28-13107-15	7-8	18
28-11236-19	3-13	22	28-13107-15	7-8.1	15
28-11236-21	3-13	14	28-13120-1	7-8	7
28-11237-11	3-13	33	28-13120-1	7-8.1	4
28-11237-11	3-8	38	28-13122-3	7-8.2	10
28-11238-1	3-13	23	28-13122-993	7-8.2	–
28-11238-11	3-13	–	28-13137-11	7-8	26
28-11238-13	3-13	26	28-13142-1	7-6	6
28-11239-1	3-13	1	28-13142-1	7-8	–
28-11239-101	3-13	11	28-13145-1	7-11	–
28-11239-29	3-13	–	28-13145-1	8-5	30
28-11239-3	3-13	7	28-13146-1	7-8	–
28-11239-31	3-13	–	28-13146-1	7-8.1	–
28-11239-31	3-13	–	28-13148-1	7-8	12
28-11239-35	3-13	–	28-13148-1	7-8.1	9
28-11239-35	3-13	–	28-13149-1	7-8	13
28-11239-37	3-13	–	28-13149-1	7-8.1	10
28-11239-39	3-13	–	28-13152-11	7-8	–
28-11239-9	3-13	9	28-13152-11	7-8.1	–
28-11241-13	3-13	–	28-13152-13	7-8	31
28-11241-3	3-13	21	28-13152-13	7-8.1	28
28-11711-15	3-4	150	28-13180-11	7-6	8
28-11711-15	3-4	170	28-13180-11	7-6.1	7
28-11712-15	3-4	80	28-13184-11	7-6	15
28-11714-11	3-4	220	28-13184-11	7-6.1	14
28-11715-11	3-3	10	28-13322-11	7-6	12
28-12319-1	3-2	–	28-13322-11	7-6.1	11
28-12319-1	3-2	–	28-13323-11	7-6	10

# ENSTROM TH-28/480 SERIES ILLUSTRATED PARTS CATALOG

## PART NUMBER INDEX

Part Number	Figure	Item	Part Number	Figure	Item
28-135003-11	7-11	3	28-14007-3	8-3	38
28-13511-11	7-11	21	28-14008-1	8-1	400
28-13511-13	7-11	21	28-14008-1	8-2	46
28-13515-3	7-11	5	28-14009-1	8-1	380
28-13525-9	7-11	1	28-14009-1	8-2	42
28-13531-11	7-11	16	28-14009-10	8-2	42
28-13532-11	7-11	19	28-14009-15	8-2	42
28-13605-4	7-10	11	28-14009-2	8-1	380
28-13605-5	7-10	11	28-14009-2	8-2	42
28-13605-6	7-10	11	28-14009-3	8-1	380
28-13605-7	7-10	11	28-14009-3	8-2	42
28-13605-8	7-10	11	28-14009-5	8-1	380
28-13607-1	7-11	22	28-14009-5	8-2	42
28-13611-13	7-10	6	28-14019-10	8-4	3
28-13611-15	7-10	6	28-14019-3	8-4	3
28-13621-13	6-10	25	28-14019-5	8-4	3
28-13621-13	7-10	17	28-14019-6	8-4	3
28-14004-1	8-1	410	28-14019-7	8-4	3
28-14004-1	8-2	47	28-14019-8	8-4	3
28-14006-11	8-1	310	28-14100-9	8-3	37
28-14006-11	8-2	35	28-14109-1	8-3	59
28-14006-13	8-1	310	28-14110-1	8-3	—
28-14006-13	8-2	35	28-14110-2	8-3	—
28-14006-15	8-1	310	28-14110-3	8-3	—
28-14006-15	8-2	35	28-14117-1	8-1	230
28-14006-17	8-1	310	28-14117-11	8-1	230
28-14006-17	8-2	35	28-14117-13	8-2	26
28-14006-19	8-1	310	28-14119-11	8-3	—
28-14006-19	8-2	35	28-14141-13-Kit	8-3	58
28-14006-3	8-1	310	28-14141-913	8-3	58
28-14006-3	8-2	35	28-14202-1	8-1	40
28-14006-5	8-1	310	28-14202-1	8-2	4
28-14006-5	8-2	35	28-14207-101	9-13	1
28-14006-7	8-1	310	28-14207-9	9-13	1
28-14006-7	8-2	35	28-14219-3	8-1	—
28-14006-9	8-1	310	28-14219-5	8-2	—
28-14006-9	8-2	35	28-14219-7	8-1	—

# ENSTROM TH-28/480 SERIES ILLUSTRATED PARTS CATALOG

## PART NUMBER INDEX

Part Number	Figure	Item	Part Number	Figure	Item
28-14219-901	8-1	–	28-14252-1	8-1	140
28-14219-903	8-2	–	28-14256-1	8-1	320
28-14223-1	8-1	110	28-14256-1	8-2	36
28-14223-1	8-2	11	28-14257-1	8-1	330
28-14224-1	8-1	70	28-14257-1	8-2	37
28-14224-1	8-2	7	28-14259-1	8-6	7
28-14224-3	8-1	150	28-14259-3	9-13	20
28-14224-5	8-1	150	28-14261-1	8-3	10
28-14224-5	8-2	15	28-14262-1	9-13	4
28-14227-1	8-1	210	28-14265-3	8-5	10
28-14227-1	8-2	24	28-14270-1	8-3	19
28-14227-11	8-4	6	28-14276-1	8-5	2
28-14228-1	8-1	200	28-14277-1	8-5	3
28-14231-1	8-3	5	28-14278-1	8-3	46
28-14233-3	8-4	1	28-14279-3	8-3	18
28-14234-901	8-3	1	28-14280-13	8-2	9
28-14234-909	8-3	–	28-14280-3	8-1	90
28-14235-1	8-1	390	28-14280-5	8-1	90
28-14236-1	8-1	250	28-14280-5	8-2	–
28-14236-1	8-1	300	28-14281-13	8-2	13
28-14236-1	8-2	28	28-14281-3	8-1	130
28-14236-1	8-2	34	28-14281-5	8-1	130
28-14236-1	8-4	4	28-14281-5	8-2	–
28-14239-1	8-3	34	28-14282-13	8-3	1
28-14239-5	8-3	34	28-14283-1	8-3	41
28-14240-1	8-3	2	28-14290-3	8-1	120
28-14244-1	8-1	80	28-14290-3	8-2	12
28-14244-1	8-2	8	28-14290-5	8-1	120
28-14250-1	8-1	–	28-14290-5	8-2	12
28-14250-1	8-2	–	28-14290-7	8-1	120
28-14250-1	9-13	23	28-14290-7	8-2	12
28-14250-3	9-13	24	28-14290-9	8-1	120
28-14251-1	8-1	260	28-14290-9	8-2	12
28-14251-1	8-2	29	28-14293-11	8-3	22
28-14251-2	8-1	270	28-14293-13	8-3	22
28-14251-2	8-2	30	28-14293-7	8-3	22
28-14252-1	8-1	100	28-14293-9	8-3	22

# ENSTROM TH-28/480 SERIES ILLUSTRATED PARTS CATALOG

## PART NUMBER INDEX

Part Number	Figure	Item	Part Number	Figure	Item
28-14311-1	8-3	7	28-14383-13	8-3	–
28-14313-1	8-3	13	28-14384-13	8-3	–
28-14320-15	8-3	21	28-14385-13	8-3	1
28-14335-1	8-3	23	28-14385-15	8-3	1
28-14356-5	8-5	–	28-14386-3	8-3	18
28-14357-3	8-5	1	28-14386-5	8-3	18
28-14357-5	8-5	1	28-14387-13	8-3	–
28-14358-4	8-5	5	28-14389-11	8-3	–
28-14358-4	8-5	12	28-14389-13	8-3	–
28-14359-11	8-1	100	28-14390-11	8-5	8
28-14359-11	8-2	10	28-150001-9	8-7	19
28-14359-15	8-5	2	28-150044-5	8-7	20
28-14359-17	8-5	3	28-150055-1	8-7	14
28-14359-19	8-1	140	28-150055-13	8-7	14
28-14359-19	8-2	14	28-150055-15	8-7	14
28-14366-1	8-5	21	28-150060-11	8-7	11
28-14367-7	8-5	22	28-150063-11	8-7	12
28-14368-2	7-8	29	28-150063-13	8-7	12
28-14368-2	7-8.1	26	28-150067-15	8-7	2
28-14368-2	8-5	23	28-150074-11	8-7	1
28-14369-1	8-5	27	28-150074-13	8-7	1
28-14370-17	8-5	6	28-150076-1	8-7	9
28-14371-1	8-5	8	28-150076-13	8-7	7
28-14374-13	8-5	29	28-150076-15	8-7	4
28-14374-15	8-5	29	28-150076-17	8-7	3
28-14375-103	8-5	–	28-150076-19	8-7	6
28-14375-107	8-5	–	28-150078-10	8-7	8
28-14375-906	8-5	–	28-150078-12	8-7	8
28-14375-907	8-5	–	28-150078-13	8-7	8
28-14375-908	8-5	–	28-150078-15	8-7	8
28-14381-1	8-3	–	28-150079-7	8-7	–
28-14381-3	8-3	–	28-150079-901	8-7	–
28-14381-901	8-3	28	28-15030-1	8-7	29
28-14381-902	8-3	26	28-15033-1	8-7	18
28-14381-903	8-3	1	28-15033-11	8-7	18
28-14382-19	8-3	32	28-15033-15	8-7	18
28-14382-21	8-3	27	28-15033-17	8-7	18

# ENSTROM TH-28/480 SERIES ILLUSTRATED PARTS CATALOG

## PART NUMBER INDEX

Part Number	Figure	Item	Part Number	Figure	Item
28-15033-5	8-7	18	28-16222-1	9-8	28
28-16042-11	9-6	9	28-16223-19	9-11	17
28-16042-11	9-7	9	28-16224-5	9-11	19
28-16043-11	9-12	10	28-16225-19	9-11	20
28-16043-13	9-12	35	28-16226-5	9-11	16
28-16043-15	9-12	38	28-16227-3	9-11	12
28-16043-19	9-12	10	28-16229-13	9-8	29
28-16106-2	9-12	5	28-16230-1	9-8	27
28-16108-11	9-12	7	28-16231-1	9-8	31
28-16108-2	9-12	7	28-16232-1	9-8	32
28-16109-1	9-12	19	28-16234-6	9-8	7
28-16109-11	9-12	19	28-16236-1	9-8	16
28-16109-13	9-12	–	28-16237-1	9-8	14
28-16112-13	9-12	13	28-16238-1	9-8	18
28-16112-15	9-12	13	28-16238-3	9-8	–
28-16112-17	9-12	13	28-16239-4	9-8	9
28-16113-1	9-12	15	28-16253-6	9-12	31
28-16116-1	9-11	18	28-16253-8	9-12	31
28-16116-11	9-11	18	28-16258-1	9-8	20
28-16119-5	9-11	7	28-16260-1	9-12	1
28-16124-1	9-10	11	28-16263-5	9-11	13
28-16125-3	9-12	9	28-16264-1	9-12	2
28-16125-4	9-12	9	28-16308-1	9-15	19
28-16125-5	9-12	9	28-16310-2	9-15	18
28-16126-1	9-12	14	28-16311-1	9-15	39
28-16129-2	9-10	10	28-16313-1	9-15	1
28-16143-1	9-12	32	28-16314-1	9-15	3
28-16143-3	9-12	32	28-16319-1	9-15	2
28-16156-1	9-2	–	28-16331-1	9-15	6
28-162004-11	9-8	28	28-16332-1	9-14	–
28-16201-1	9-3	19	28-16332-1	9-14	–
28-16203-1	9-2	37	28-16332-1	9-14	–
28-16203-1	9-8	26	28-16332-1	9-14	–
28-16206-11	9-13	12	28-16332-3	9-14	–
28-16215-1	9-7.1	34	28-16332-3	9-14	–
28-16215-1	9-7.2	27	28-16336-11	9-13	22
28-16219-1	9-10	4	28-16341-1	9-14	53

# ENSTROM TH-28/480 SERIES ILLUSTRATED PARTS CATALOG

## PART NUMBER INDEX

Part Number	Figure	Item	Part Number	Figure	Item
28-16345-1	9-15	–	28-16524-6	9-1	31
28-16345-11	9-15	–	28-16524-6	9-11	14
28-16348-1	4-2	23	28-16524-6	9-12	24
28-16352-1	9-14	44	28-16524-6	9-9	15
28-16353-3	9-15	30	28-16524-7	9-1	31
28-16353-5	9-15	35	28-16524-7	9-11	14
28-16374-1	9-15	16	28-16524-7	9-12	24
28-16386-1	9-12	6	28-16524-7	9-9	15
28-16391-1	9-15	23B	28-16524-8	9-1	31
28-16391-3	9-15	23A	28-16524-8	9-11	14
28-16391-5	9-15	23A	28-16524-8	9-12	24
28-16392-13	9-15	12	28-16524-8	9-9	15
28-16394-11	9-15	7	28-16601-1	9-3	23
28-16395-1	9-15	17	28-16603-1	9-3	24
28-16396-2	9-15	–	28-16604-1	9-3	21
28-16397-11	9-15	13	28-16608-13	9-3	15
28-16398-901	9-15	23C	28-16609-1	9-3	4
28-16399-11	7-11	18	28-16610-1	9-3	5
28-164043-11	6-6	22	28-16611-15	9-3	25
28-16476-2	6-1	30	28-16613-3	9-3	28
28-16524-1	9-9	15	28-16614-5	9-3	32
28-16524-3	7-8	32	28-16615-1	9-3	27
28-16524-3	7-8.1	29	28-16617-1	9-3	43
28-16524-3	9-1	31	28-16620-1	9-3	2
28-16524-3	9-11	14	28-16623-1	9-3	42
28-16524-3	9-12	24	28-16624-11	9-3	34
28-16524-3	9-9	15	28-16625-1	9-2	36
28-16524-4	9-1	31	28-16628-1	9-3	26
28-16524-4	9-11	14	28-16630-3	9-3	1
28-16524-4	9-12	24	28-16630-4	9-3	1
28-16524-4	9-9	15	28-16632-1	9-3	12
28-16524-5	7-8	32	28-16633-1	9-3	7
28-16524-5	7-8.1	29	28-16636-5	9-3	–
28-16524-5	9-1	31	28-17101-1	4-1	32
28-16524-5	9-11	14	28-17101-7	4-1	32
28-16524-5	9-12	24	28-17123-1	4-4	22
28-16524-5	9-9	15	28-17123-11	4-4	22

# ENSTROM TH-28/480 SERIES ILLUSTRATED PARTS CATALOG

## PART NUMBER INDEX

Part Number	Figure	Item	Part Number	Figure	Item
28-17144-1	4-4	2	28-21009-13	10-28	6
28-17144-5	4-4	2	28-22184-11	10-38	110
28-17145-1	4-4	8	28-22184-11	10-39	100
28-17146-7	4-4	1	28-41	10-11	2
28-17146-907	4-4	1	286377	10-10	1
28-17147-3	4-4	14	286377	11-6	–
28-17149-1	4-4	6	286377	11-6	–
28-17150-1	3-1	340	286377	11-6	–
28-17150-1	4-1	34	28NBC2040YZP	8-1	240
28-17151-1	4-4	7	28NBC2040YZP	8-1	370
28-17155-1	4-4	11	28NBC2040YZP	8-2	27
28-17156-1	4-4	10	2D7310	7-8	17
28-17156-3	4-4	10	2D7310	7-8.1	14
28-17157-1	4-4	9	2D8934	7-8	17
28-17164-11	3-20	80	2D8934	7-8.1	14
28-17164-11	4-2	27	3/8 Harper	3-7	5
28-17164-13	3-20	20	3/8 Harper	8-3	56
28-17200-15	3-9	8	3/8 Harper	9-12	23
28-17203-1	3-10	17	3/8 Harper	9-8	30
28-17203-11	3-10	17	3/8-6R	3-21	–
28-17205-1	3-9	6	300-097	6-4	–
28-17206-11	3-10	15	3001-127-470/180C-6.3M	10-22	1
28-17206-13	3-10	14	3001-127-470/180C-6.3M	App A	–
28-17206-13	3-9	7	3001-127-47018	10-22	1
28-17206-17	3-10	12	3001-127-47018	App A	–
28-17206-19	3-10	16	300-166	6-5	13
28-17208-11	3-10	4	3025A17	7-8	30
28-17308-1	8-7	22	3025A17	7-8.1	27
28-18009-13	3-20	–120B	3025A35	7-8	30
28-18009-17	3-20	–120D	3025A35	7-8.1	27
28-18009-2	3-20	120	30345T177	9-2	45
28-18009-21	3-20	–120E	30345T177	9-2	55
28-18009-23	3-20	–120A	30345T178	9-2	45
28-18009-3	3-20	–120C	30345T178	9-2	55
28-19048-11	10-23	12	313	10-1	–
28-19061-11	3-20	130	313	10-1	–
28-20107-11	3-20	40	313	10-1	–

# ENSTROM TH-28/480 SERIES ILLUSTRATED PARTS CATALOG

## PART NUMBER INDEX

Part Number	Figure	Item	Part Number	Figure	Item
313	10-2	–	34-0428070-64	10-31	4
313	10-2	–	34-0428070-64	App A	–
313	10-2	–	34256	7-8	25
313	10-3	–	34256	7-8.1	22
313	10-3	–	3519-6	6-9	–
313	10-3	–	35574	7-8	14
313	10-4	–	35574	7-8.1	11
313	10-4	–	36-0050626-01	10-32	6
313	10-4	–	3621	10-13	28
313	11-6	–	3621	10-14	–
32005-023	6-1	16	3621	10-15	1
32005-023	6-1	17	3659-03	10-22	11
321620	7-1.1	160	369583	7-1.1	160
323101A575ZB	6-1	52	369H8011	6-3	28
327	10-1	–	38-0130090-00	10-31	9
327	10-1	–	38-0130090-00	App A	–
327	10-1	–	38-0130107-00	10-31	7
327	10-2	–	38-0130107-00	App A	–
327	10-2	–	38-0130878-01	10-32	5
327	10-2	–	38-0230021-00	10-31	5
327	10-3	–	38-0230021-00	App A	–
327	10-3	–	38-0230021-01	10-32	3
327	10-3	–	38-0250901-00	10-32	1
327	10-4	–	381N500	10-9	11
327	10-4	–	381N500	App A	–
327	10-5	–	381N-500	App A	–
327	10-6	–	381N-500-S	10-1	29
32NBC2044YZP	8-3	11	381N-500-S	10-2	29
331008-13	3-17	10	381N-500-S	10-7	10
331008-2	3-17	7	381N-500-S	10-8	10
331281-29W	3-17	15	381N-500-S	10-9	11
331281-34W	3-18	8	381N-500-S	App A	–
331281-34W	3-18	17	3-902 E515-80	8-5	25
331281-34W	3-23	150	3-902 V747-75	7-1.1	20
331381-48W	3-17	30	3-902 V747-75	7-1.1	140
34-0428020-65	10-31	2	3-902 V747-75	7-1.1	190
34-0428020-65	App A	–	3-903 V747-75	7-1.1	210

# ENSTROM TH-28/480 SERIES ILLUSTRATED PARTS CATALOG

## PART NUMBER INDEX

Part Number	Figure	Item	Part Number	Figure	Item
3-903 V747-75	7-1.1	230	4112034-13	3-12	6
3-910 E515-80	8-5	24	4112034-15	3-12	10
3SNE094A-72	6-6	1	4112034-15	3-9	8
3SNE094A-72	App A	–	4112034-23	3-12	2
3SNE-094A-72	App A	–	4112034-25	3-12	6
3-SNE-094A-72	App A	–	4112034-3	3-12	1
4 C5OX-S	6-1	25	4112034-37	3-12	–
4016-1	3-3	19	4112035-5	3-12	11
408764B	6-1	–	4114002-13	3-3	12
409140	6-1	52	4114002-14	3-3	13
40NBC2052YZP	8-3	9	4114002-21	3-3	6
4101501-3	3-1	–	4114002-21	3-6	30
4101501-3	3-22	–	4114002-22	3-3	7
4101501-5	3-1	–	4114002-22	3-6	40
4101501-5	3-22	–	4114002-23	3-3	4
4110040-201	3-1	300	4114002-24	3-3	5
4112000-103	3-7	1	4114002-29	3-3	1
4112000-7	3-7	1	4114002-30	3-3	2
4112000-9	3-7	1	4114002-31	3-3	14
4112000-903	3-1	310	4114002-32	3-3	15
4112003-11	3-8	33	4114002-5	3-1	255
4112003-12	3-8	34	4114002-919	3-3	8
4112003-13	3-8	36	4114002-920	3-3	9
4112003-14	3-8	37	4114008-11	3-23	470
4112004-1	3-8	1	4114009-3	3-6.1	390
4112011-5	3-9	12	4114009-4	3-6.1	400
4112025-11	3-1	130	4114010-11	3-2	15
4112025-11	3-7	6	4114012-3	3-1	265
4112025-13	3-1	140	4114014-11	3-14	–
4112025-13	3-7	7	4114014-13	3-14	–
4112025-15	3-1	150	4114014-14	3-14	–
4112025-15	3-7	8	4114014-15	3-14	–
4112025-17	3-1	160	4114018-1	3-1	290
4112025-17	3-7	9	4114019	3-23	220
4112025-19	3-1	170	4114020-1	3-1	270
4112025-19	3-7	10	4114023-901	3-1	10
4112034-11	3-12	–	4114026-3	3-2	13

# ENSTROM TH-28/480 SERIES ILLUSTRATED PARTS CATALOG

## PART NUMBER INDEX

Part Number	Figure	Item	Part Number	Figure	Item
4114026-4	3-2	14	4118272-1	3-4	–
4114029-1	3-2	13	4118272-2	3-4	–
4114029-2	3-2	14	4118272-3	3-4	–
4114030-3	3-1	30	4118272-4	3-4	–
4114037-1	10-17	23	4118278-21	3-6.1	120
4114039-11	10-17	20	4118278-21	3-6.1	360
4114039-15	10-17	20	4118278-23	3-6.1	110
4115000-1	10-35	5	4118278-23	3-6.1	350
4115001-21	11-6	60	4118281-1	3-6.1	20
4115004-1	3-21	90	4118281-19	3-6.1	190
4115004-3	3-21	100	4118281-2	3-6.1	30
4115005-1	3-21	70	4118281-21	3-6.1	380
4115005-101	3-21	–	4118281-3	3-6.1	60
4115005-3	3-21	80	4118281-4	3-6.1	70
4115005-5	3-21	–	4118284-1	3-6.1	150
4115005-7	3-21	–	4118284-1	3-6.1	330
4115005-9	3-21	–	4118284-13	3-6.1	180
4115013-1	3-21	140	4118284-13	3-6.1	370
4115014-17	3-21	–	4118290-15	3-6.1	260
4115014-18	3-21	–	4118290-16	3-6.1	290
4115014-19	3-21	–	4118290-17	3-6.1	300
4115014-21	3-21	–	4118290-18	3-6.1	310
4115014-22	3-21	–	4118290-21	3-6.1	320
4115020-1	3-21	210	4118290-33	3-6.1	280
4118255-39	3-3	3	4118291-10	3-6	930
4118260-5	3-6	310	4118291-101	3-6	360
4118260-6	3-6	320	4118291-102	3-6	370
4118268-11	3-4	10	4118291-13	3-6	630
4118268-12	3-4	20	4118291-13	3-6	810
4118268-13	3-4	10	4118291-25	3-6	210
4118268-14	3-4	20	4118291-25	3-6	380
4118269-11	3-4	120	4118291-25	3-6	480
4118269-12	3-4	130	4118291-25	3-6	940
4118270-1	3-4	60	4118291-5	3-6	190
4118270-2	3-4	70	4118291-6	3-6	200
4118271-1	3-4	100	4118291-7	3-6	460
4118271-2	3-4	110	4118291-8	3-6	470

# ENSTROM TH-28/480 SERIES ILLUSTRATED PARTS CATALOG

## PART NUMBER INDEX

Part Number	Figure	Item	Part Number	Figure	Item
4118291-9	3-6	920	4118310-905	3-6	–
4118292-1	3-6	280	4118310-906	3-1	–
4118292-13	3-6	330	4118310-906	3-6	–
4118292-17	3-6	140	4118312-21	3-6	70
4118292-17	3-6	340	4118312-22	3-6	80
4118292-29	3-6	660	4118313-1	3-6	430
4118292-3	3-6	130	4118788-13	3-14	–
4118292-30	3-6	670	4118788-15	3-14	–
4118292-33	3-6	540	4118788-17	3-14	–
4118292-34	3-6	550	4118798-5	9-14	61
4118292-35	3-6	760	4118798-7	9-14	65
4118292-36	3-6	770	4118805-11	9-1	17
4118292-43	3-6	400	4118805-12	9-1	18
4118292-43	3-6	830	4118805-13	9-1	19
4118292-47	3-6	290	4118824-11	9-1	15
4118292-5	3-6	790	4118824-12	9-1	16
4118292-6	3-6	800	4118824-17	9-1	15
4118292-7	3-6	610	4118824-18	9-1	16
4118292-8	3-6	620	4118850-900	3-1	360
4118294-17	3-6	880	4118892-11	4-1	17
4118294-18	3-6	890	4119315-3	3-2	28
4118294-19	3-6	230	4119315-4	3-2	29
4118294-20	3-6	240	4119316-5	3-2	20
4118294-25	3-6	500	4119316-6	3-2	21
4118294-26	3-6	420	4119316-7	3-2	–
4118294-26	3-6	510	4119316-903	3-2	16
4118308-11	3-6	680	4119319-13	3-2	–
4118308-12	3-6	690	4119319-15	3-2	–
4118308-13	3-6	850	4119319-15	3-2	–
4118308-14	3-6	860	4119319-17	3-2	–
4118309-903	3-6	50	4119319-19	3-2	–
4118309-904	3-6	60	4119319-21	3-2	–
4118310-1	3-6.1	–	4119319-21	3-2	–
4118310-2	3-6.1	–	4119319-3	3-2	–
4118310-5	3-6	10	4119319-3	3-2	–
4118310-6	3-6	20	4119319-5	3-2	–
4118310-905	3-1	250	4119319-5	3-2	–

# ENSTROM TH-28/480 SERIES ILLUSTRATED PARTS CATALOG

## PART NUMBER INDEX

Part Number	Figure	Item	Part Number	Figure	Item
4119319-7	3-2	–	4119345-5	3-2	–
4119319-7	3-2	–	4119345-902	3-2	10
4119327-1	3-2	–	4119348-901	3-2	12
4119327-13	3-2	–	4119348-911	3-2	12
4119327-14	3-2	–	4119350-902	3-1	240
4119327-3	3-2	5	4119351-11	6-3	40
4119328-13	3-2	–	4119351-13	3-2	–
4119328-14	3-2	–	4119351-13	3-2	–
4119328-15	3-2	–	4119351-15	6-3	40
4119328-16	3-2	–	4119351-15	6-3	41
4119329-1	3-2	–	4119351-17	6-3	41
4119329-3	3-2	3	4119351-19	3-2	–
4119329-4	3-2	4	4119351-19	3-2	–
4119329-5	3-2	5	4119352-13	3-2	–
4119333-3	5-1	170	4119352-15	3-2	–
4119333-3	5-1.1	180	4119352-16	3-2	–
4119333-3	5-3	9	4119355-11	3-2	–
4119333-3	5-4	9	4119356-3	3-2	3
4119333-4	5-1	180	4119356-4	3-2	4
4119333-4	5-1.1	190	4119357-1	3-2	9
4119333-4	5-3	10	4119357-13	3-2	–
4119333-4	5-4	10	4119357-902	3-2	9
4119334-1	3-2	–	4119358-3	3-2	7A
4119334-2	3-2	–	4119358-5	3-2	7A
4119334-23	3-2	–	4119359-13	3-2	–
4119334-24	3-2	–	4119359-13	3-2	–
4119334-3	3-2	1	4119361-13	3-2	30
4119334-4	3-2	2	4119364-13	3-2	–
4119343-11	3-2	–	4119365-11	3-2	–
4119343-13	3-2	–	4119365-13	3-2	–
4119344-3	3-2	–	4119366-1	3-2	7
4119344-901	3-2	6	4119366-3	3-2	7A
4119344-905	3-2	8	4119368-919	3-2	–
4119345-15	3-2	–	4119500-107	6-1.1	–*
4119345-15	3-2	–	4119518-11	6-1.1	420
4119345-3	3-2	–	4119519-21	5-3	18
4119345-5	3-2	–	4119519-21	5-4	18

# ENSTROM TH-28/480 SERIES ILLUSTRATED PARTS CATALOG

## PART NUMBER INDEX

Part Number	Figure	Item	Part Number	Figure	Item
4119519-23	6-1.1	450	4119525-55	6-1.1	–
4119519-25	6-1.1	460	4119525-57	6-1.1	–
4119519-25	9-5	30	4119525-59	6-1.1	–
4119519-27	6-1.1	470	4119525-60	6-1.1	–
4119519-27	9-2	63	4119525-61	6-1.1	140
4119519-29	6-1.1	480	4119525-63	6-1.1	–
4119521-1	10-22	12	4119525-64	6-1.1	–
4119522-15	5-3	19	4119525-65	6-1.1	160
4119522-15	5-4	19	4119525-66	6-1.1	170
4119522-16	5-3	19	4119525-67	6-1.1	–
4119522-16	5-4	19	4119526-1	6-1.1	10
4119523-1	6-1.1	–	4119742-1	3-18	51
4119524-1	6-1.1	132	4119742-11	3-23	270
4119525-101	6-1.1	190	4119742-13	3-23	–310
4119525-103	6-1.1	200	4119742-3	3-18	52
4119525-105	6-1.1	130	4119742-5	3-23	260
4119525-107	6-1.1	150	4119742-7	3-23	300
4119525-109	6-1.1	350	4119743-11	3-17	–
4119525-110	6-1.1	360	4119743-11	3-22	300
4119525-15	6-1.1	390	4119744-1	3-17	31
4119525-19	6-1.1	–	4119745-11	3-17	36
4119525-21	6-1.1	–	4119746-17	3-17	17
4119525-23	6-1.1	40	4119750-5	3-14	–
4119525-25	6-1.1	280	4119750-7	3-14	–
4119525-27	6-1.1	210	4119756-17	3-18	36
4119525-29	6-1.1	220	4119756-17	3-23	360
4119525-3	6-1.1	300	4119756-21	3-18	30
4119525-33	6-1.1	60	4119756-21	3-23	320
4119525-37	6-1.1	20	4119758-21	3-17	23
4119525-41	6-1.1	80	4119758-23	3-17	23
4119525-43	6-1.1	70	4119759-3	3-1	90
4119525-45	6-1.1	50	4119760-3	3-15	2
4119525-47	6-1.1	260	4119760-3	3-16	–
4119525-49	6-1.1	90	4119760-5	3-15	1
4119525-5	6-1.1	380	4119760-5	3-16	–
4119525-51	6-1.1	250	4119760-8	3-22	–
4119525-53	6-1.1	–	4119760-9	3-22	–

# ENSTROM TH-28/480 SERIES ILLUSTRATED PARTS CATALOG

## PART NUMBER INDEX

Part Number	Figure	Item	Part Number	Figure	Item
4119760-903	3-1	20	4119775-9	3-18	1
4119760-905	3-1	70	4119779-15	3-22	140
4119761-11	3-17	7	4119780-11	3-18	24
4119761-13	3-17	10	4119780-19	3-17	11
4119761-5	3-17	1	4119780-23	3-16	14
4119761-5	3-22	190	4119780-23	3-22	360
4119761-7	3-17	1	4119780-25	3-18	27
4119761-7	3-22	-180	4119780-25	3-18	38
4119762-11	3-22	110	4119780-25	3-23	420
4119762-13	3-22	120	4119780-29	3-18	35
4119762-5	3-16	1	4119780-29	3-23	500
4119762-5	3-22	70	4119781-11	3-18	19
4119763-23	3-22	80	4119781-12	3-18	21
4119763-25	3-22	100	4119781-13	3-18	20
4119763-26	3-22	90	4119781-15	3-18	19
4119763-29	3-22	160	4119781-15	3-23	340
4119763-30	3-22	150	4119781-16	3-18	21
4119764-19	3-15	3	4119781-16	3-23	330
4119764-21	3-15	6	4119781-17	3-18	20
4119764-23	3-15	5	4119781-17	3-23	350
4119764-25	3-15	4	4119782-1	3-18	-
4119764-27	3-15	4	4119782-1	3-23	210
4119764-29	3-15	6	4119782-3	3-18	-
4119764-31	3-15	5	4119782-3	3-23	90
4119764-33	3-15	3	4119782-901	3-18	2
4119765-17	3-16	6	4119782-903	3-18	11
4119765-17	3-22	230	4119783-19	3-18	-
4119765-19	3-16	5	4119783-21	3-18	-
4119765-19	3-22	220	4119783-23	3-18	-
4119768-19	3-17	3	4119783-23	3-18	-
4119768-21	3-17	4	4119783-25	3-16	2
4119771-10-GEN	3-22	200	4119783-31	3-18	-
4119775-101	3-18	10	4119783-31	3-18	-
4119775-103	3-1	80	4119784-15	3-17	26
4119775-107	3-23	-	4119785-15	3-17	19
4119775-109	3-23	50	4119785-21	3-17	2
4119775-110	3-23	170	4119786-1	3-18	-

# ENSTROM TH-28/480 SERIES ILLUSTRATED PARTS CATALOG

## PART NUMBER INDEX

Part Number	Figure	Item	Part Number	Figure	Item
4119786-1	3-23	70	4119804-22	3-21	22
4119786-3	3-18	–	4119804-22	9-14	–
4119786-3	3-23	–190	4119804-23	3-21	23
4119786-901	3-18	–	4119804-23	9-14	–
4119788-15	3-17	21	4119804-24	3-21	24
4119789-19	3-17	6	4119804-24	9-14	–
4119791-13	3-17	29	4119812-1	3-21	270
4119791-15	3-18	7	4119812-2	3-21	280
4119791-15	3-18	16	4119835-23	5-12	150
4119791-15	3-23	140	4119835-27	3-20	70
4119795-1	3-18	–	4119835-27	5-11	170
4119795-1	3-23	540	4119835-31	3-20	60
4119795-3	3-18	–	4119835-31	5-12	150
4119795-901	3-18	53	4119835-31C480	3-20	110
4119795-903	3-18	53	4119835-31C480B	3-20	110
4119796-11	3-18	44	4119835-31GRD	3-20	30
4119796-11	3-23	550	4119835-33	11-6	–
4119796-13	3-18	44	4119835-33	11-6	–
4119797-1	3-18	43	4119835-35	11-6	–
4119797-1	3-23	580	4119839-13	3-6.1	50
4119797-13	3-22	130	4119840-11	10-11	5
4119798-1	3-21	–	4119841-5	3-19	–
4119798-1-GEN	3-23	530	4119841-5	3-21	110
4119798-3	3-21	–	4119842-5	3-19	1
4119798-7	3-23	–	4119844-15	3-19	9
4119799-19	3-23	480	4119844-17	3-19	9
4119799-25	3-18	39	4119845-11	3-19	4
4119799-25	3-23	460	4119849-1	3-21	120
4119799-27	3-18	41	4119849-3	3-21	130
4119799-27	3-23	380	4119849-7	3-22	60
4119801-1	3-21	–	4119849-8	3-22	20
4119801-1	3-23	–	4119849-9	3-22	–10
4119801-3	3-21	–	4119849-901	3-16	–
4119801-5	3-21	–	4119849-902	3-16	8
4119801-103	3-21	–	4119849-902	3-17	–
4119804-21	3-21	21	4119849-903	3-16	8
4119804-21	9-14	–	4119849-903	3-17	–

# ENSTROM TH-28/480 SERIES ILLUSTRATED PARTS CATALOG

## PART NUMBER INDEX

Part Number	Figure	Item	Part Number	Figure	Item
4119855-1	3-19	–	4119884-15-GEN	3-23	40
4119855-11	3-19	17	4119884-17-GEN	3-23	80
4119855-11	9-14	–	4119884-19	3-18	–
4119858-13	3-19	11	4119884-19-GEN	3-23	–200
4119861-1	3-21	20	4119884-21	3-18	–
4119862-11	3-18	–	4119884-21	3-18	–
4119862-13	3-18	–	4119884-23	3-23	60
4119863-11	3-16	–	4119884-24	3-23	180
4119865-5	10-35	1	4119884-5	3-23	10
4119865-7	10-35	1	4119884-5	3-21	–
4119870-3	3-21	40	4119887-11	10-35	2
4119870-7	3-21	–	4119887-13	10-35	2
4119871-11-GEN	3-22	30	4119887-911	10-35	2
4119871-12-GEN	3-22	40	4119889-1	3-21	240
4119871-3	3-21	50	4119889-2	3-21	250
4119871-7	3-21	50	4119890-5	11-5	330
4119872-3	3-21	60	4119890-6	10-35	7
4119873-1	3-21	200	4119890-6	11-4	18
4119873-11	10-11	1	4119890-6	11-5	350
4119873-13	10-11	4	4119890-7	10-35	6
4119874-12-GEN	3-22	50	4119890-7	11-4	13
4119878-10-GEN	3-22	170	4119891-7	3-21	10
4119878-11	3-16	–	4119892-11	3-20	140
4119878-12	3-16	–	4119893-3	10-35	3
4119879-11	3-18	–	4119894-15	11-1	40
4119879-11	3-18	–	4119894-17	11-4	9
4119879-13	3-18	–	4119894-17	11-5	60
4119879-13	3-18	–	4119894-19	11-1	41
4119880-11	3-18	–	4119894-21	6-5	9
4119881-5-GEN	3-23	230	4119894-23	6-5	8
4119884-1	3-21	30	4119895-1	11-4	18
4119884-11	3-18	56	4119895-3	11-4	13
4119884-11-GEN	3-23	20	4119913-11	3-20	50
4119884-12	3-18	57	4119914-11	3-20	90
4119884-13	3-18	54	4119917-11	5-11	170
4119884-13-GEN	3-23	30	4120011-11	6-1	53
4119884-15	3-18	55	4120012-13	6-1	96

# ENSTROM TH-28/480 SERIES ILLUSTRATED PARTS CATALOG

## PART NUMBER INDEX

Part Number	Figure	Item	Part Number	Figure	Item
4120012-15	6-1	97	4120038-23	5-5	–
4120012-17	6-1	98	4120038-25	5-5	–
4120012-19	6-1	99	4120040-3	6-13	4
4120012-21	6-1	89	4120040-4	6-13	5
4120012-22	6-1	90	4120040-5	6-13	2
4120013-21	6-1	100	4120040-6	6-13	3
4120016-3	6-1	48	4120045-5	6-13	1
4120016-4	6-1	49	4120045-9	6-13	1
4120016-5	6-1	48	4120046-11	6-1	42
4120016-6	6-1	49	4120046-13	6-1	42
4120016-7	6-1	48	4120046-15	6-1	42
4120016-8	6-1	49	4120046-17	6-1	42
4120017-3	6-14	1	4120500-901	6-3	–
4120018-1	6-14	2	4120506-11	6-3	1
4120021-1	6-1	21	4120507-1	6-3	4
4120022-13	6-1	83	4120509-1	6-3	–
4120025-15	6-4	10	4120509-11	6-3	17
4120026-13	6-4	21	4120509-17	6-3	17
4120026-15	6-4	21	4120509-3	6-3	–
4120027-1	11-2	4	4120510-3	6-3	22
4120027-1	11-2	20	4120510-5	6-3	22
4120027-1	6-4	8	4120510-905	6-3	22
4120028-1	6-1	71	4120511-1	6-4	2
4120029-11	6-1	69	4120513-3	6-4	–
4120029-13	6-1	70	4130514-11	6-3	5
4120030-1	10-20	1	4120515-1	6-3	11
4120030-3	10-20	9	4120515-3	6-3	13
4120030-5	10-20	11	4120515-5	6-4	37
4120031-1	6-1	45	4120515-7	6-4	35
4120032-11	6-1	46	4120516-11	6-3	18
4120032-13	6-1	45	4120516-13	6-3	19
4120033-1	6-1	66	4120517-11	6-1	13
4120033-3	6-1	67	4120517-13	6-1	14
4120034-1	6-1	65	4120517-15	6-4	23
4120035-11	6-1	72	4120517-17	6-4	25
4120036-1	6-4	–	4120521-11	6-3	34
4120038-23	5-5	–	4120525-11	6-3	35

# ENSTROM TH-28/480 SERIES ILLUSTRATED PARTS CATALOG

## PART NUMBER INDEX

Part Number	Figure	Item	Part Number	Figure	Item
4120525-13	6-3	35	4122022-11	5-4	4
4120525-15	6-3	36	4122024-17	5-8	34
4120532-9	6-3	—	4122024-17	5-8	75
4122005-19	5-2	80	4122024-5	5-8	8
4122005-20	5-2	50	4122025-3	5-5	19
4122005-25	5-2	472	4122025-3	5-6	25
4122005-26	5-2	474	4122026-3	5-12	220
4122005-39	5-2	20	4122026-5	5-12	350
4122005-41	5-2	70	4122026-7	5-13	120
4122005-43	5-2	60	4122026-7	5-8	26
4122005-49	5-2	270	4122026-7	5-8	67
4122009-1	5-3	1	4122026-7	5-8	94
4122009-1	5-4	1	4122026-9	5-13	50
4122009-2	5-3	2	4122026-9	5-5	29A
4122009-4	5-4	2	4122028-3	5-5	38
4122014-15	5-6	2	4122029-1	5-13	180
4122015-11	6-4	13	4122029-1	5-5	32
4122015-15	6-1	78	4122029-1	5-6	38
4122015-17	5-8	14	4122029-15	5-5	34
4122015-19	5-8	17	4122029-15	5-6	40
4122015-19	5-8	45	4122029-3	5-13	190
4122015-19	5-8	86	4122029-3	5-5	24
4122015-21	11-2	12	4122029-3	5-6	30
4122015-21	11-2	28	4122029-7	5-13	200
4122015-23	11-2	12	4122029-7	5-5	34A
4122015-23	11-2	28	4122030-101	5-5	46
4122015-23	6-4	13	4122030-105	5-5	45
4122015-25	5-8	17	4122030-107	5-13	260
4122015-25	5-8	45	4122030-5	5-5	1
4122015-25	5-8	86	4122030-5	5-6	1
4122016-23	5-4	25	4122030-7	5-5	3
4122016-5	5-3	22	4122030-9	5-5	44
4122017-11	5-8	21	4122034-11	5-15	100
4122019-13	5-3	11	4122034-11	5-3	7
4122021-1	5-3	3	4122034-11	5-4	7
4122021-1	5-4	3	4122034-11	5-7	11
4122022-11	5-3	4	4122035-1	5-13	140

# ENSTROM TH-28/480 SERIES ILLUSTRATED PARTS CATALOG

## PART NUMBER INDEX

Part Number	Figure	Item	Part Number	Figure	Item
4122035-1	5-5	25	4122043-11	7-1.1	121
4122035-1	5-5	33	4122044-1	5-2	200
4122035-11	5-6	39	4122044-2	5-2	160
4122035-13	5-6	29	4122045-1	7-7	10
4122035-13	5-6	31	4122047-17	5-2	580
4122035-3	5-13	150	4122047-17	5-2	650
4122035-3	5-5	23	4122047-18	5-2	590
4122035-5	5-13	230	4122047-19	5-2	560
4122035-5	5-5	12	4122047-19	5-2	680
4122036-3	5-12	130	4122047-20	5-2	570
4122036-5	5-13	360	4122048-1	5-4	20
4122036-5	5-9	12	4122048-3	5-1	120
4122036-7	5-12	130	4122049-13	5-8	4
4122036-7	5-9	12	4122049-13	5-8	30
4122037-1	5-13	210	4122049-19	5-8	4
4122037-11	5-5	28	4122049-19	5-8	30
4122037-11	5-6	34	4122049-19	5-8	71
4122037-12	5-5	27	4122049-3	5-8	1
4122037-12	5-6	33	4122049-3	5-8	27
4122037-13	5-5	28	4122049-5	5-8	1
4122037-13	5-6	34	4122049-5	5-8	27
4122037-14	5-5	27	4122049-5	5-8	68
4122037-14	5-6	33	4122050-7	5-11	—
4122037-3	5-13	220	4122050-7	5-13	130
4122038-11	5-2	320	4122051-101	5-11	250
4122038-13	5-2	330	4122051-101	5-8	—
4122038-15	5-2	340	4122051-5	5-8	—
4122038-17	5-2	350	4122051-7	5-8	—
4122040-11	6-1	62	4122051-9	5-8	—
4122041-3	5-3	8	4122052-1	5-1	—
4122041-3	5-4	8	4122052-101	5-1.1	—
4122042-1	6-1	59	4122052-102	5-1.1	—
4122042-101	6-1	58	4122052-103	5-1.1	—
4122042-3	6-1	58	4122052-104	5-1.1	—
4122042-5	6-1	37	4122052-2	5-1	—
4122042-9	6-1	59	4122052-3	5-1	10
4122043-11	6-1	34	4122052-4	5-1	20

# ENSTROM TH-28/480 SERIES ILLUSTRATED PARTS CATALOG

## PART NUMBER INDEX

Part Number	Figure	Item	Part Number	Figure	Item
4122052-5	5-1.1	–	4122065-15	5-1	270
4122052-6	5-1.1	–	4122065-17	5-4	31
4122052-7	5-1.1	10	4122065-19	5-4	29
4122052-8	5-1.1	20	4122065-21	5-1	160
4122053-13	5-1	40	4122065-23	5-1	260
4122053-13	5-1.1	40	4122065-23	5-4	11
4122053-17	5-7	1	4122065-23	5-4	30
4122053-19	5-7	1	4122065-25	5-1	210
4122054-1	5-1	–	4122065-25	5-1.1	220
4122054-3	5-1.1	–	4122065-27	5-1	100
4122055-3	5-7	5	4122065-27	5-1.1	100
4122056-11	5-15	40	4122065-33	5-1.1	300
4122056-11	5-7	3	4122065-35	5-1.1	290
4122057-1	5-1	70	4122068-11	5-4	24
4122057-1	5-1.1	70	4122069-11	5-4	33
4122057-2	5-1	80	4122070-1	5-7	7
4122057-2	5-1.1	80	4122070-7	5-15	60
4122057-3	5-1	70	4122071-11	5-1	280
4122057-3	5-1.1	70	4122071-11	5-1.1	310
4122057-3	5-7	–	4122071-13	5-1	–
4122057-4	5-1	80	4122071-13	5-1.1	–
4122057-4	5-1.1	80	4122071-13	5-3	–
4122057-4	5-7	–	4122071-13	5-4	–
4122058-901	5-1	–	4122074-1	5-1	220
4122058-901	5-1.1	–	4122074-11	5-1	230
4122058-902	5-1	–	4122074-11	5-1.1	240
4122058-902	5-1.1	–	4122074-11	5-13	1070
4122059-3	5-5	9	4122074-5	5-1	220
4122060-1	5-7	4	4122074-5	5-1.1	230
4122060-3	5-15	50	4122074-7	5-13	1050
4122061-5	3-1	280	4122074-903	5-3	12
4122061-5	5-2	–	4122074-903	5-4	12
4122061-7	3-1	280	4122078-1	5-8	36
4122062-11	5-2	380	4122078-3	5-8	77
4122062-13	5-2	390	4122078-5	5-8	77
4122064-3	5-13	310	4122080-11	5-8	43
4122064-3	5-9	1	4122080-11	5-8	84

# ENSTROM TH-28/480 SERIES ILLUSTRATED PARTS CATALOG

## PART NUMBER INDEX

Part Number	Figure	Item	Part Number	Figure	Item
4122080-13	5-8	49	4122100-4	5-13	730
4122080-17	5-8	32	4122101-1	5-14	–
4122080-17	5-8	73	4122102-1	5-13	740
4122080-19	5-8	79	4122102-2	5-13	750
4122081-1	5-8	39	4122105-1	5-13	400
4122081-1	5-8	80	4122105-3	5-13	440
4122081-15	5-8	80	4122105-5	5-13	450
4122081-3	5-8	46	4122105-7	5-13	460
4122081-5	5-8	80	4122105-9	5-13	470
4122082-11	5-8	37	4122106-1	5-13	970
4122082-11	5-8	78	4122106-1	5-15	–
4122083-1	5-8	62	4122106-11	5-15	10
4122083-17	5-8	60	4122106-13	5-15	20
4122083-19	5-8	63	4122106-3	5-13	980
4122083-21	5-8	–	4122106-3	5-15	–
4122083-3	5-8	64	4122107-1	5-15	110
4122084-1	5-1.1	120	4122108-17	5-14	10
4122084-13	5-1.1	170	4122108-19	5-14	30
4122084-13	5-13	1120	4122108-21	5-14	50
4122084-23	5-13	1010	4122110-3	5-13	40
4122085-13	5-2	610	4122110-5	5-13	10
4122085-13	5-2	740	4122112-11	5-13	810
4122085-14	5-2	620	4122113-11	5-13	990
4122085-15	5-2	630	4122113-13	5-13	1150
4122085-16	5-2	640	4122113-15	5-13	1020
4122085-21	5-2	660	4122113-15	5-13	1060
4122085-22	5-2	670	4122113-15	5-13	1210
4122085-24	5-2	620	4122113-17	5-13	1080
4122086-11	5-2	10	4129054-1	6-9	21
4122086-12	5-2	40	4129054-105	6-1	5
4122087-11	5-8	42	4129054-11	6-9	21
4122087-11	5-8	83	4129054-13	5-3	6
4122088-1	5-1	140	4129054-13	5-4	6
4122088-3	5-1	140	4129054-13	5-7	12
4122088-5	5-1	140	4129054-13	6-1	43
4122100-1	5-13	–	4129054-13	6-9	15
4122100-3	5-13	720	4129054-17	6-9	17

# ENSTROM TH-28/480 SERIES ILLUSTRATED PARTS CATALOG

## PART NUMBER INDEX

Part Number	Figure	Item	Part Number	Figure	Item
4129054-19	6-9	19	4129102-13	6-10	21
4129054-25	5-3	6	4129102-15	6-10	21
4129054-25	5-4	6	4129103-11	6-10	8
4129054-25	6-9	15	4129104-21	6-10	18
4129054-27	5-12	330	4129107-13	6-11	1
4129054-29	6-9	15	4129107-13	6-12	1
4129054-3	5-7	12	4129108-11	6-11	2
4129054-3	6-1	43	4129108-13	6-12	3
4129054-3	6-9	15	4129108-15	6-11	3
4129054-31	6-9	17	4129111-1	6-11	11
4129054-33	6-9	19	4129111-3	6-12	13
4129054-35	6-9	21	4129112-1	6-9	26
4129054-37	6-1	3	4129112-11	6-9	26
4129054-39	5-3	6	4129113-1	6-11	23
4129054-39	5-4	6	4129113-1	6-12	25
4129054-39	6-1	5	4129113-3	6-12	25
4129054-41	5-7	12	4129113-7	6-12	25
4129054-41	6-1	43	4129116-1	6-12	4
4129054-43	5-12	330	4129117-11	6-10	15
4129054-45	6-1	1	4129117-13	6-10	15
4129054-5	6-1	3	4129117-15	6-10	15
4129054-7	6-1	1	4129117-17	6-10	15
4129054-7	6-9	17	4129117-19	6-10	15
4129054-9	6-9	19	4129117-21	6-10	15
4129100-11	6-9	9	4129117-23	6-10	15
4129100-9	6-9	—	4129118-15	6-12	16
4129100-902	6-9	—	4129119-11	6-10	11
4129101-101	6-10	—	4129120-1	6-11	20
4129101-103	6-10	—	4129120-1	6-12	22
4129101-105	6-10	—	4129120-13	6-11	17
4129101-5	6-10	1	4129120-13	6-12	19
4129101-7	6-10	1	4129121-1	6-11	16
4129101-9	6-10	—	4129121-1	6-12	18
4129101-905	6-10	—	4129124-11	6-9	40
4129101-907	6-10	—	4129125-11	6-11	15
4129102-105	6-10	21	4129125-11	6-12	17
4129102-107	6-10	21	4129125-15	6-11	9

# ENSTROM TH-28/480 SERIES ILLUSTRATED PARTS CATALOG

## PART NUMBER INDEX

Part Number	Figure	Item	Part Number	Figure	Item
4129125-15	6-12	11	4129538-15	6-5	2
4129125-17	6-11	10	4129538-17	6-5	2
4129125-17	6-12	12	4129540-11	11-2	9
4129126-13	6-10	2	4129540-11	11-2	25
4129126-15	6-10	2	4129540-13	11-2	9
4129129-1	6-10	1	4129540-13	11-2	25
4129129-3	6-10	1	4129540-15	11-2	9
4129129-5	6-10	1	4129540-15	11-2	25
4129129-9	6-10	1	4129541-1	11-2	1
4129136-11	6-9	53	4129542-1	11-2	17
4129136-13	6-9	54	4129543-1	11-3	8
4129136-15	6-9	55	4129543-3	11-3	8
4129500-29	11-4	10	4129548-11	11-4	15
4129501-901	11-1	34	4129548-13	11-4	16
4129501-901	11-2	—	4129548-15	11-5	10
4129501-902	11-1	36	4129548-17	11-5	20
4129501-902	11-2	—	4129548-3	11-5	—
4129518-1	6-1	15	4129548-5	11-5	—
4129522-13	11-5	180	4129549-11	6-5	15
4129522-17	11-5	160	4129550-11	11-1	21
4129523-21	11-5	130	4129551-11	11-1	20
4129523-21	6-1.1	—	4129552-1	11-1	13
4129524-11	11-4	4	4129553-1	11-1	6
4129524-11	11-5	240	4129554-1	11-1	2
4129530-1	11-4	1	4129555-1	11-1	9
4129530-1	11-5	120	4129556-1	11-1	8
4129530-3	11-5	—120A	4129557-11	11-3	6
4129533-11	11-5	50	4129557-13	11-3	5
4129533-11	6-5	7	4129558-11	11-1	26
4129533-13	11-5	70	4129559-1	11-1	14
4129533-13	6-5	11	4129559-1	11-3	—
4129533-15	11-5	—	4129560-1	11-1	33
4129533-15	6-5	10	4129560-3	11-1	35
4129534-11	11-5	—	4129560-5	11-4	8
4129534-11	6-5	1	4129560-5	11-5	30
4129535-11	6-5	4	4129560-7	6-4	29
4129535-13	6-5	3	4129560-7	6-5	17

# ENSTROM TH-28/480 SERIES ILLUSTRATED PARTS CATALOG

## PART NUMBER INDEX

Part Number	Figure	Item	Part Number	Figure	Item
4129560-9	6-1	77	4130033-1	7-9	8
4129560-9	6-5	18	4130033-17	7-9	—
4129561-11	11-1	44	4130034-11	7-9	2
4129562-3	11-1	43	4130034-13	7-9	3
4129563-11	11-1	45	4130034-15	7-9	2
4130008-1	7-8.2	20	4130034-17	7-9	2
4130008-10	7-8.2	50	4130034-19	7-9	2
4130008-2	7-8.2	30	4130034-21	7-9	3
4130008-20	7-8.2	55	4130035-1	7-9	12
4130008-3	7-8.2	40	4130035-11	7-9	14
4130008-5	7-8.2	45	4130035-13	7-9	—
4130008-7	7-8.2	49	4130036-5	7-9	10
4130015-1	7-8	11	4130038-11	7-9	8
4130015-1	7-8.1	8	4130039-1	7-9	10
4130015-3	7-8	11	4130040-1	7-9	—
4130015-3	7-8.1	8	4130040-5	7-9	—
4130020-1	7-8	—	4130040-7	7-9	—
4130020-101	7-8	—	4130040-9	7-9	—
4130020-103	7-8	—	4130046-11	7-6.1	9
4130020-3	7-6	—	4130052-11	7-8	26
4130020-5	7-6	—	4130052-13	7-8	26
4130020-7	7-8	—	4130052-13	7-8.1	23
4130020-9	7-6	—	4130060-101	7-8.1	—
4130021-15	7-8	19	4130060-103	7-8	—
4130021-21	7-8	18	4130060-105	7-8.1	—
4130021-23	7-8	19	4130060-107	7-8	—
4130021-23	7-8.1	16	4130060-109	7-8.1	—
4130021-25	7-8	18	4130060-111	7-6	—
4130021-25	7-8.1	15	4130060-113	7-6	—
4130030-1	7-8	—	4130060-115	7-8.1	—
4130030-3	7-6	—	4130060-3	7-8	—
4130031-1	7-9	20	4130060-5	7-6.1	—
4130032-1	7-9	19	4130060-7	7-6.1	—
4130032-3	7-9	17	4130060-9	7-8.1	—
4130032-5	7-9	17	4130402-11	7-7	5
4130032-7	7-9	29	4130402-13	7-7	5
4130032-9	7-9	17	4130500-101	7-4	—

# ENSTROM TH-28/480 SERIES ILLUSTRATED PARTS CATALOG

## PART NUMBER INDEX

Part Number	Figure	Item	Part Number	Figure	Item
4130500-105	7-5	1	4130513-13	7-5	14
4130500-106	7-5	1A	4130514-15	7-6	1
4130500-111	7-5	–	4130514-17	7-6	1
4130500-5	7-4	–	4130516-17	7-4	17
4130500-7	7-4	1	4130516-17	7-5	20
4130500-901	7-4	–	4130517-13	7-4	14
4130500-909	7-5	–	4130517-13	7-5	17
4130500-911	7-5	–	4130518-1	7-3	4
4130500-990	7-5	–	4130520-11	7-3	30
4130500-991	7-5	–	4130520-13	7-4	25
4130501-11	7-6	7	4130520-13	7-5	28
4130501-11	7-6.1	6	4130521-11	7-3	32
4130503-1	7-3	–	4130521-11	7-4	27
4130503-11	7-3	12	4130521-11	7-5	30
4130504-13	7-4	21	4130521-13	7-3	32
4130504-13	7-5	24	4130521-13	7-4	27
4130505-4	7-11	23	4130521-13	7-5	30
4130505-4	7-8	34	4130521-15	7-3	32
4130505-8	7-10	2	4130521-15	7-4	27
4130505-8	7-10	4	4130521-15	7-5	30
4130506-15	7-4	16	4130521-17	7-3	32
4130506-15	7-5	19	4130521-17	7-4	27
4130507-13	7-3	5	4130521-17	7-5	30
4130507-19	7-3	6	4130521-19	7-3	32
4130508-13	7-4	10	4130521-19	7-4	27
4130508-13	7-5	13	4130521-19	7-5	30
4130509-1	7-4	2	4130521-21	7-3	32
4130510-15	7-5	15	4130521-21	7-4	27
4130510-17	7-4	12	4130521-21	7-5	30
4130510-17	7-5	15	4130521-23	7-3	32
4130510-19	7-4	12	4130521-23	7-4	27
4130510-19	7-5	15	4130521-23	7-5	30
4130511-3	7-6	19	4130521-25	7-3	32
4130511-3	7-6.1	18	4130521-25	7-4	27
4130512-13	7-4	13	4130521-25	7-5	30
4130512-17	7-5	16	4130521-9	7-3	32
4130513-13	7-4	11	4130521-9	7-4	27

# ENSTROM TH-28/480 SERIES ILLUSTRATED PARTS CATALOG

## PART NUMBER INDEX

Part Number	Figure	Item	Part Number	Figure	Item
4130521-9	7-5	30	4131001-133	7-1	–
4130524-13	7-4	15	4131002-15	7-1	20
4130524-13	7-5	18	4131003-21	7-2	1
4130525-1	7-3	1	4131003-23	7-2	1
4130525-11	7-3	1	4131004-15	7-1	60
4130529-13	7-3	24	4131005-11	7-2	2
4130529-15	7-3	20	4131005-13	7-1	40
4130529-17	7-3	26	4131005-15	7-1	40
4130529-19	7-3	25	4131005-17	7-1	40
4130529-21	7-3	23	4131005-19	7-1	80
4130529-25	7-3	21	4131005-21	7-1	80
4130530-11	7-6	18	4131005-23	7-1	80
4130530-11	7-6.1	17	4131005-25	7-1	280
4130531-1	7-3	7	4131005-27	7-1	290
4130533-1	7-8.1	31	4131005-29	7-1	290
4130533-15	7-8.1	32	4131005-31	7-1	40
4130537-1	7-5	2A	4131005-33	7-1	80
4130537-2	7-5	2	4131005-35	7-1	150
4130538-11	7-6	1	4131005-35	7-1.1	14
4130538-11	7-6.1	1	4131005-37	7-1	150
4130541-11	6-10	3	4131005-37	7-1.1	15
4130541-11	7-4	18	4131005-39	7-2	6
4130541-11	7-5	21	4131005-39	7-2	6
4130541-13	6-10	3	4131005-41	7-2	6
4130541-13	7-4	18	4131005-41	7-2	6
4130541-13	7-5	21	4131006-25	7-1	–
4130541-15	6-10	3	4131006-25	7-1.1	11
4130541-17	6-10	3	4131006-31	7-1	–
4131001-103	7-2	–	4131006-33	7-1	–
4131001-105	7-1	10	4131006-35	7-1	–
4131001-111	7-1	–	4131006-37	7-1	–
4131001-111	7-2	–	4131006-45	7-1	–
4131001-113	7-2	–	4131007-15	7-2	3
4131001-115	7-2	–	4131007-15	7-2	3
4131001-129	7-1	120	4131007-17	7-2	3
4131001-129	7-1.1	10	4131007-19	7-2	3
4131001-131	7-1	10	4131008-15	7-1	180

# ENSTROM TH-28/480 SERIES ILLUSTRATED PARTS CATALOG

## PART NUMBER INDEX

Part Number	Figure	Item	Part Number	Figure	Item
4131009-13	7-1	70	4140532-5	9-12	29
4131010-13	7-2	11	4140534-11	9-11	5
4131020-5	7-1.1	–	4140535-13	9-11	7
4131020-7	7-1.1	–	4142005-15	7-6	–
4131021-15	7-1.1	50	4142008-11	7-8	15
4131021-17	7-1.1	90	4142008-11	7-8.1	12
4131022-5	7-1.1	70	4142010-1	7-6.1	2
4131022-7	7-1.1	40	4142010-11	7-6	2
4131023-5	7-1.1	150	4142010-11	7-6	2
4131024-11	7-1.1	30	4142010-11	7-6	2
4131024-11	7-1.1	130	4143010-5	8-3	47
4132000-9	9-15	–	4143011-11	8-2	41
4132008-5	9-14	13	4143011-13	8-2	44
4132014-15	9-14	22	4143012-101	8-2	22
4132014-19	9-14	21	4143012-21	8-2	22
4132014-23	9-14	23	4143012-31	8-2	23
4133-0044	6-1	50	4143012-35	8-2	20
4136000-902	7-10	3	4143012-5	8-2	20
4136000-903	7-10	1	4143012-7	8-2	20
4136000-907	7-10	1	4143012-9	8-2	22
4136000-913	7-10	5	4143013-17	8-2	19
4136002-15	7-10	9	4150003-15	9-14	52
4140500-101	9-12	–	4150004-1	9-14	49
4140500-7	9-13	–	4150004-2	9-14	50
4140500-9	9-12	–	4150004-3	9-14	70
4140500-909	9-12	–	4150004-4	9-14	71
4140500-911	9-12	–	4150006-3	9-14	47
4140520-5	9-11	–	4150006-6	9-14	48
4140525-11	9-11	–	4150008-1	9-14	1
4140526-3	9-11	2	4150008-5	9-14	2
4140526-5	9-11	–	4150011-3	9-14	56
4140526-7	9-11	2	4150011-4	9-14	58
4140530-1	9-12	3	4150013-3	9-14	55
4140531-13	9-11	1	4150013-4	9-14	57
4140531-15	9-11	1	4150017-11	9-14	51
4140532-1	9-12	29	4150018-1	9-14	68
4140532-3	9-12	29	4150018-101	9-14	68

# ENSTROM TH-28/480 SERIES ILLUSTRATED PARTS CATALOG

## PART NUMBER INDEX

Part Number	Figure	Item	Part Number	Figure	Item
4150018-6	9-14	75	4166009-7	9-1	1
4150018-7	9-14	72	4166009-9	9-1	1
4150018-8	9-14	69	4166010-1	9-1	–
4150018-9	9-14	74	4166010-3	9-1	–
416-13	6-9	–	4166010-7	9-1	–
4164	10-16	4	4166010-7	9-1	–
4164	10-17	13	4166011-1	9-2	11
4164002-1	6-6	14	4166014-1	9-1	10
4164004-11	6-6	–	4166014-3	9-1	10
4164004-11	9-6	34	4166014-3	9-1	10
4164004-11	9-7.1	27	4166014-5	9-1	10
4164004-13	6-6	8	4166015-11	9-1	2
4164006-11	6-7.2	20	4166015-11	9-1	2
4164006-11	9-4	29	4166015-13	9-1	5
4164011-11	6-7	–	4166015-15	9-1	5
4164011-11	6-7	–	4166015-17	9-1	2
4164011-12	6-7	–	4166015-17	9-1	2
4164011-12	6-7	–	4166015-19	9-1	6
4164012-5	6-6	24	4166015-21	9-1	4
4164014-103	6-8	2	4166015-21	9-1	4
4164014-17	6-8	13	4166015-21	9-1	4
4164014-29	6-8	11	4166015-23	9-1	5
4164014-43	9-5	27	4166015-23	9-1	5
4164015-1	6-8	–	4166022-905	9-1	26
4164015-901	6-8	–	4166024-101	9-2	45
4164015-902	6-8	1	4166024-101	9-2	55
4164017-3	9-4	16	4166024-103	9-2	40
4166008-101	9-2	12	4166024-103	9-2	50
4166008-19	9-2	29	4166024-11	9-2	–
4166008-21	9-2	9	4166024-13	9-2	–
4166008-23	9-2	12	4166024-19	9-2	41
4166008-25	9-2	25	4166024-19	9-2	51
4166008-27	9-2	28	4166024-23	9-2	–
4166008-29	9-2	24	4166024-23	9-2	–
4166009-101	9-1	1	4166024-37	9-2	–
4166009-3	9-1	1	4166024-37	9-2	–
4166009-5	9-1	1	4166024-39	9-2	–

# ENSTROM TH-28/480 SERIES ILLUSTRATED PARTS CATALOG

## PART NUMBER INDEX

Part Number	Figure	Item	Part Number	Figure	Item
4166024-39	9-2	–	4166051-15	9-1	14
4166024-5	9-2	49	4166051-20	9-1	14
4166024-7	9-2	39	4166051-25	9-1	14
4166031-101	9-2	34	4166051-30	9-1	14
4166031-101	9-3	–	4166052-11	9-2	62
4166031-102	9-2	35	4166052-13	9-5	29
4166031-102	9-3	–	4166053-11	9-3	–
4166031-106	9-3	–	4166053-13	9-3	–
4166031-107	9-3	–	4166053-15	9-1	11
4166031-108	9-3	–	4166053-15	9-1	11
4166031-11	9-3	38	4166053-15	9-1	11
4166032-1	9-3	–	4166053-15	9-3	–
4166032-2	9-3	–	4167001	9-5	–
4166032-3	9-3	–	4167211-15	9-4	14
4166032-5	9-3	–	4167213-19	9-4	2
4166034-3	9-3	18	4167213-21	9-4	4
4166036-47	9-14	–	4167225-11	9-4	1
4166037-1	9-14	8	4167226-3	9-7	–
4166038-11	9-14	–	4167227-7	9-4	–
4166050-1	9-2	32	4167229-11	9-4	11
4166050-101	9-2	17	4167230-1	9-4	10
4166050-103	9-2	16	4167231-13	9-4	28
4166050-105	9-2	26	4167232-13	9-4	18
4166050-107	9-2	18	4167233-13	9-4	19
4166050-109	9-2	19	4167241-11	9-6	9
4166050-201	9-5	1	4167241-11	9-7	9
4166050-205	9-5	22	4167241-11	9-7.1	–
4166050-207	9-14	3	4167241-11	9-7.2	–
4166050-209	9-5	17	4167242-11	9-4	8
4166050-211	9-2	33	4167276-1	9-9	13
4166050-213	9-2	32	4167276-27	9-9	12
4166050-5	9-2	15	4167286-11	9-9	14
4166050-7	9-2	14	4167287-11	9-9	5
4166050-9	9-2	27	4167290-1	9-9	18
4166050-901	9-5	–	4167291-13	9-9	4
4166050-903	9-2	16	4167292-11	9-9	3
4166050-907	9-2	14	4167292-13	9-9	2

# ENSTROM TH-28/480 SERIES ILLUSTRATED PARTS CATALOG

## PART NUMBER INDEX

Part Number	Figure	Item	Part Number	Figure	Item
4167310-3	9-8	–	4167323-15	9-6	7
4167311-11	9-5	11	4167323-15	9-7	7
4167313-1	9-5	14	4167323-15	9-7.1	7
4167313-3	9-5	14	4167323-15	9-7.2	7
4167314-1	9-8	5	4167323-17	9-6	10
4167315-3	9-8	33	4167323-17	9-7	10
4167316-3	9-12	18	4167323-17	9-7.1	5
4167316-5	9-12	18	4167323-17	9-7.2	5
4167317-13	9-12	22	4167323-19	9-6	14
4167318-11	9-12	25	4167323-19	9-7	14
4167319-1	9-8	8	4167323-19	9-7.1	6
4167320-11	9-8	13	4167323-19	9-7.2	6
4167320-13	9-8	3	4167324-15	9-4	26
4167321-101	9-7.2	25	4167324-17	9-6	25
4167321-103	9-7.1	25	4167324-21	9-6	22
4167321-105	9-7.2	25	4167324-25	9-6	21
4167321-5	9-6	4	4167324-27	9-7.1	9
4167321-7	9-7	4	4167324-27	9-7.2	9
4167321-9	9-7	4	4167324-29	9-7.1	17
4167322-17	9-6	5	4167324-29	9-7.2	17
4167322-17	9-7	5	4167325-15	9-6	17
4167322-19	9-6	3	4167325-15	9-7	17
4167322-19	9-7	3	4167325-17	9-6	15
4167322-21	9-6	1	4167325-17	9-7	15
4167322-21	9-7	1	4167325-19	9-6	17
4167322-23	9-6	2	4167325-21	9-7.1	11
4167322-23	9-7	2	4167325-21	9-7.2	11
4167322-5	9-7.1	1	4167326-7	9-7	–
4167322-5	9-7.2	1	4167326-9	9-6	–
4167323-11	9-6	11	4167327-11	9-6	26
4167323-11	9-7	11	4167327-13	9-6	24
4167323-11	9-7.1	4	4167327-15	9-7	22
4167323-11	9-7.2	4	4167327-17	9-7	20
4167323-13	9-6	12	4167327-19	9-7.1	21
4167323-13	9-7	12	4167327-19	9-7.1	36
4167323-13	9-7.1	3	4167327-19	9-7.2	21
4167323-13	9-7.2	3	4167327-19	9-7.2	29

# ENSTROM TH-28/480 SERIES ILLUSTRATED PARTS CATALOG

## PART NUMBER INDEX

Part Number	Figure	Item	Part Number	Figure	Item
4167328-1	9-6	31	4167521-21	3-21	300
4167328-1	9-7	25	4167521-21	9-1	37
4167328-11	9-7	21	4168000-11	9-14	42
4167328-3	9-7.1	22	4168001-1	9-14	—
4167328-3	9-7.2	22	4168001-11	9-14	76
4167333-13	9-12	—	4168001-5	9-14	—
4167338-11	9-7.1	33	4168001-7	9-14	—
4167338-11	9-7.2	26	4168001-9	9-14	—
4167340-1	9-7.2	—	4168002-11	9-14	42
4167340-3	9-7.1	—	4168002-13	9-14	42A
4167340-5	9-7.2	—	4172000-101	3-10	—
4167360-17	6-6	22	4172000-101	3-9	1
4167370-1	6-7.1	—	4172000-5	3-11	1
4167370-3	6-7.1	9	4172000-7	3-11	2
4167370-7	6-7.1	—	4172000-9	3-11	—
4167371-1	6-7.2	7	4172000-9	3-9	1
4167371-17	6-7.2	2	4172001-1	3-10	1
4167371-19	6-7.1	4	4172001-3	3-10	2
4167371-19	6-7.2	13	4172001-5	3-10	1
4167371-21	6-7.2	9	4174000-7	3-1	50
4167371-25	6-7.2	12	4174000-9	3-1	40
4167371-3	6-7.2	3	4174001-101	4-2	2
4167371-31	6-7.2	11	4174001-102	4-2	2
4167371-31	6-7.2	17	4174001-103	4-2	4
4167371-33	6-7	12	4174001-104	4-2	4
4167371-37	6-7.2	2	4174001-105	4-2	3
4167372-1	6-7	—	4174001-107	4-2	3
4167372-1	6-7	—	4174002-7	4-1	1
4167372-11	6-7	3	4174002-9	4-1	19
4167372-11	6-7	8	4174003-1	4-2	1
4167373-1	6-7.1	13	4174003-3	4-2	1
4167373-1	6-7.2	22	4174004-1	4-2	—
4167374-11	6-7.1	1	4174004-3	4-2	—
4167511-5	9-1	38	4174007-5	4-2	6
4167521-11	3-21	294	4174007-7	4-2	7
4167521-19	3-21	320	4174007-8	4-2	7
4167521-19	9-1	40	4174008-11	4-2	—

# ENSTROM TH-28/480 SERIES ILLUSTRATED PARTS CATALOG

## PART NUMBER INDEX

Part Number	Figure	Item	Part Number	Figure	Item
4174008-11	4-2	–	4174020-13	4-5	–
4174008-15	4-2	–	4174020-13	4-5	–
4174008-17	4-2	–	4174020-13	4-5	–
4174009-13	4-2	5	4174020-13	4-5	–
4174012-11	4-2	15	4174020-15	4-5	240
4174012-13	4-2	16	4174020-15	4-4	31
4174013-903	4-1	6	4174021-11	4-5	160
4174013-903	4-1	25	4174021-12	4-5	170
4174014-11	4-1	2	4174022-11	4-5	110
4174014-11	4-1	20	4174022-12	4-5	120
4174015-11	4-4	26	4174024-11	4-5	210
4174016-101	4-4	17	4174027-11	4-4	27
4174016-7	4-4	17	4174032-11	4-6	1
4174018-1	3-1	60	4174032-12	4-6	1
4174018-1	4-5	–	4174033-1	4-6	8
4174019-1	4-5	50	4174033-17	4-6	11
4174019-101	4-5	90	4174033-2	4-6	8
4174019-102	4-5	40	4174034-11	4-5	260
4174019-104	4-5	100	4174501-4	4-3	1
4174019-11	4-5	–	4174501-4	4-4	–
4174019-12	4-5	–	4174501-5	4-3	1
4174019-13	4-5	–	4174501-5	4-4	–
4174019-14	4-5	–	4174501-901	4-4	16
4174019-17	4-5	–	4174501-904	4-4	–
4174019-18	4-5	–	4174501-905	4-4	–
4174019-19	4-5	–	4182127-5	3-1	260
4174019-2	4-5	60	4182142-1	6-5	–
4174019-20	4-5	–	4182310-13	10-33	1
4174019-21	4-5	–	4182310-15	10-33	2
4174019-22	4-5	–	4182310-17	10-33	–
4174019-3	4-5	70	4182310-19	10-33	–
4174019-4	4-5	80	4182310-21	10-33	1
4174019-7	4-5	10	4192083-1	10-18	21
4174019-8	4-5	20	4192083-15	10-18	22
4174019-9	4-5	30	4192083-15	10-19	5
4174020-11	4-5	–	4192083-19	10-21	1
4174020-11	4-5	–	4192083-9	10-18	20

# ENSTROM TH-28/480 SERIES ILLUSTRATED PARTS CATALOG

## PART NUMBER INDEX

Part Number	Figure	Item	Part Number	Figure	Item
4192102-4	10-16	20	4196557-1	3-21	–
4192102-903	10-16	20	4196558-5	10-18	29
4192507-103	10-37	70	4196562-11	10-1	14
4192508-939	7-9	10	4196562-11	10-2	14
4192509-3	5-12	190	4196562-11	10-3	14
4192509-901	7-8	30	4196562-11	10-4	14
4192509-901	7-8.1	27	4196569-1	10-14	3
4192514-37	10-24.2	1	4196569-1	10-15	6
4192514-67	10-24.1	15	4196578-1	10-12	1
4192514-69	10-24.1	12	4196578-15	10-13	1
4192514-71	6-7.3	40	4196578-17	10-13	–
4192514-998	10-26	–	4196578-19	10-13	–
4192570-1	10-36	9	4196578-21	10-13	–
4193003-1	10-25	1	4196578-3	10-13	–
4193003-3	10-25	2	4196578-5	10-13	–
4193003-5	10-25	1	4196579-1	10-13	17
4193003-5	10-26	1	4196579-101	10-12	13
4193003-7	10-25	2	4196579-19	10-12	–
4193003-7	10-26	2	4196579-19	10-13	–
4196518-19	11-1	48	4196579-21	10-13	2
4196529-3	3-21	220	4196579-23	10-13	6
4196536-1	10-33	12	4196579-25	10-13	7
4196536-25	10-33	18	4196579-27	10-13	10
4196536-5	10-33	12	4196579-29	10-13	9
4196540-11	10-14	8	4196579-31	10-13	8
4196540-11	10-14	12	4196579-31	10-14	–
4196550-1	10-14	4	4196579-31	10-15	–
4196550-17	10-14	–	4196579-37	10-12	–
4196551-1	10-12	17	4196579-37	10-13	–
4196551-1	10-13	24	4196579-7	10-12	13
4196551-3	10-12	17	4196579-9	10-13	17
4196551-3	10-13	24	4196580-1	10-14	2
4196555-101	10-16	11	4196580-1	10-15	5
4196555-5	10-16	11	4196595-11	10-19	4
4196555-7	10-16	11	4196597-1	10-12	9
4196555-9	10-16	11	4196597-1	10-13	13
4196556-13	10-23	4	4196600-11	10-4	23

# ENSTROM TH-28/480 SERIES ILLUSTRATED PARTS CATALOG

## PART NUMBER INDEX

Part Number	Figure	Item	Part Number	Figure	Item
4196652-101	10-18	22	4199046-R	9-4	23
4196652-101	10-19	5	4199049-1	3-21	–
4196652-3	10-18	20	4199057-1	6-2	1
4196652-7	10-21	1	4199057-13	6-2	4
4199003-101	10-33	18	4199057-15	6-2	4
4199003-103	10-33	–	4199057-3	6-2	1
4199003-11	10-33	–	4199059-1	10-16	20
4199005-901	10-29	–	4199059-3	10-16	20
4199006-5	10-36	7	4199067-1	3-21	150
4199008-7	9-1	24	4199067-101	3-21	190
4199008-8	9-1	23	4199067-3	3-21	160
4199011-3	9-4	24	4199067-5	3-21	170
4199011-3	9-7	–	4199067-7	3-21	180
4199017-1	10-24.1	–	4199067-9	3-21	185
4199019-11	10-27	9	4199070-1	10-24.2	–
4199019-13	10-27	11	4199072-11	9-4	33
4199019-15	10-27	1	4199072-13	10-23	12
4199019-17	10-27	2	4199072-13	9-4	34
4199019-19	10-27	3	4199080-901	9-4	25
4199019-21	10-27	12	4199080-901	9-7.2	–
4199041-1	10-33	3	4199080-903	9-4	23
4199041-13	10-33	5	4199080-903	9-7.1	–
4199042-11	10-16	7	4199082-11	10-33	6
4199042-11	10-17	12	4200000-( )	3-8	43
4199042-13	10-17	12	4200000-10	3-8	–
4199042-27	10-17	26	4200000-101	3-8	–
4199045-103	9-1	23	4200000-103	3-8	10
4199045-105	9-1	25	4200000-104	3-8	11
4199045-109	9-1	23	4200000-9	3-8	–
4199045-111	9-1	25	4200002-11	3-8	5
4199045-131	9-1	23	4200008-11	3-8	20
4199045-133	9-1	25	4200009-11	3-8	7
4199046-1	9-4	25	4200009-13	3-8	6
4199046-1	9-7	–	4200011-7	3-8	19
4199046-3	9-4	23	4200017-1	10-30	8
4199046-3	9-6	–	4200017-1	3-8	30
4199046-3-R	9-6	–	4200017-2	10-30	8

# ENSTROM TH-28/480 SERIES ILLUSTRATED PARTS CATALOG

## PART NUMBER INDEX

Part Number	Figure	Item	Part Number	Figure	Item
4200017-2	3-8	31	4220143-1	10-37	50
4212101-101	10-29	–	4220150-1	3-2	–
4212101-5	10-29	–	4220150-2	3-2	–
4212101-7	10-29	–	4220150-3	3-2	1
4212101-9	10-29	–	4220150-4	3-2	2
4212102-11	10-29	50	4220150-5	3-2	1
4212103-19	10-28	12	4220150-6	3-2	2
4212103-21	10-28	8	4220152-11	3-6.2	–20
4212103-21	10-29	160	4220152-12	3-6.2	20
4212103-23	10-29	200	4220152-13	3-6.2	–30
4212103-25	10-29	20	4220152-14	3-6.2	30
4212103-27	10-29	230	4220153-1	3-6.2	–
4212103-29	10-29	30	4220171-1	11-6	10
4212103-31	10-29	20	4220521-1	10-38	10
4212103-33	10-29	30	4220521-3	10-39	10
4212103-35	10-29	30	4220627-3	3-21	–
4212103-5	10-28	1	4230001-1	7-1	–
4212103-5	10-29	–	4230005-11	3-19	2
4212103-7	10-29	–	4230005-13	3-19	13
4212104-11	10-28	15	4230012-1	10-4	–
4212104-13	10-29	80	4230019-1	10-19	–
4220035-1	5-12	–	4230036-1	7-9	–
4220037	6-3	–	4230042-1	3-21	–
4220037-1	6-3	63	4230070-1	10-23.1	–
4220037-15	6-3	–	4230070-3	10-23.1	–
4220037-2	6-3	–	428-3VG	App A	–
4220037-3	6-3	58	428-3-VG	9-14	38
4220037-5	6-3	49	428-3-VG	App A	–
4220039-1	5-12	10	4-3 F5OX-SS	6-1	9
4220039-3	5-12	20	43-13-1-24	3-13	–
4220043-3	3-5	–	43-13-1-24	3-13	–
4220044-13	3-5	30	43-13-1-24	3-13	–
4220044-21	3-5	50	43-13-1-24	3-13	–
4220044-22	3-5	60	436-19	6-9	2
4220125-19	3-19	–	439SS-4-2-6	5-10	7
4220132-1	4-2	6	439SS-4-8-2-6	5-11	70
4220132-1	4-2	7	439-SS4-8-2-6	10-38	20

# ENSTROM TH-28/480 SERIES ILLUSTRATED PARTS CATALOG

## PART NUMBER INDEX

Part Number	Figure	Item	Part Number	Figure	Item
444-4-2-6	5-11	20	502	9-1	27
444-4-2-6	5-13	350	5045	8-3	20
444-4-2-6	5-5	35	506	10-28	–
444-4-2-6	5-6	41	506	10-29	–
4508-1	10-33	13	506	10-33	–
4508-1	11-5	–	5100-50	5-8	48
4508-1	6-11	27	5100-68	5-8	41
4508-1	6-12	29	5100-68	5-8	82
4508-1	6-3	–	5103-62	3-17	25
4508-1	6-3	–	51086	8-5	8
4508-1	6-3	–	5133-18-S-PP	3-6	410
4508-75	3-2	–	5133-18-S-PP	3-6	840
4516-1	3-2	–	5133-25-S-PP	3-6	150
4516-75	11-4	2	5133-25-S-PP	3-6	350
4516-75	3-2	–	520-004	10-13	29
4516-75	3-3	21	520-004	10-14	–
4516-75	6-3	–	520-004	10-15	2
4596	10-28	5	520-006	10-34	4
4604-12-12-0	6-1	46	52305-A06-6	9-1	28
464	11-6	140	524-080	6-1	51
4-8 F5OX-S	7-9	11	5451	3-2	–
4910-50	3-4	250	5451	3-2	–
4910-50	6-3	–	5451	4-5	–
4941	3-3	23	5451	4-5	–
4941	6-2	7	5451	4-5	–
4F5BX-SS	6-1	7	5453	3-12	–
4F650X-S	5-12	100	5453	9-2	–
4R6BX-SS	10-20	10	5453	9-2	–
5/16 Harper	6-13	7	547955	5-13	-890
5/16 Harper	9-13	19	547958	5-13	-900
500130	5-6	5	5480	4-5	270
500150	5-6	10	549448	5-13	610
5008-75	9-6	23	549621-1	5-13	570
5-01-090701 Rev A	3-18	29	549633-1	5-13	510
5-01-090701REV A	3-23	250	549718	5-13	910
5-01-095701 Rev A	3-18	28	549721-1	5-13	920
5-01-095701REV A	3-23	240	550547	5-13	950

# ENSTROM TH-28/480 SERIES ILLUSTRATED PARTS CATALOG

## PART NUMBER INDEX

Part Number	Figure	Item	Part Number	Figure	Item
550569-1	5-13	960	60617-1	10-4	—
551384-1	5-13	930	60617-1	10-4	—
554459	5-13	940	60618-1	10-1	—
58390	10-23	2	60618-1	10-1	—
5934PD-3-A.253	10-1	3	60618-1	10-1	—
5934PD-3-A.253	10-2	3	60618-1	10-1	—
5934PD-3-A.253	10-3	3	60618-1	10-18	—
5934PD-3-A.253	10-4	3	60618-1	10-2	—
6 X1/2	4-5	180	60618-1	10-2	—
601-6	3-16	3	60618-1	10-2	—
601-6	3-22	260	60618-1	10-2	—
601985-2	10-18	—	60618-1	10-2	—
601985-2	10-18	—	60618-1	10-24.2	12
601985-2	10-19	—	60618-1	10-29	—
603817-4	10-18	—	60618-1	10-3	—
603817-4	10-18	—	60618-1	10-3	—
603817-4	10-19	—	60618-1	10-37	—
603864	6-1	53	60618-1	10-4	—
604111-1	10-18	—	60618-1	10-4	—
604111-1	10-18	—	60618-1	5-7	—
604111-1	10-19	—	60618-1	6-1	—
60434	5-6	3	60620-1	7-9	—
60607-1	6-7.3	80	60652	5-6	8
60617-0	10-24.1	13	608036-1	6-1	112
60617-1	10-1	—	608036-1	6-1.1	—
60617-1	10-1	—	6-1437622-0	11-6	210
60617-1	10-1	—	6-1616945-7	10-16	1
60617-1	10-1	—	6-1616945-7	10-17	1
60617-1	10-2	—	6-1616945-7	10-18	9
60617-1	10-2	—	6-4 F5OX-S	7-9	12
60617-1	10-2	—	6502-12	6-9	23
60617-1	10-2	—	65143	5-6	6
60617-1	10-2	—	6-6FBTX-SS	6-4	9
60617-1	10-24.1	13	680	9-4	—
60617-1	10-3	—	68-2290005-30	10-31	11
60617-1	10-3	—	68-2290005-30	App A	—
60617-1	10-37	—	68-2290005-34	10-32	7

# ENSTROM TH-28/480 SERIES ILLUSTRATED PARTS CATALOG

## PART NUMBER INDEX

Part Number	Figure	Item	Part Number	Figure	Item
6839	10-1	–	7270-1-5	10-7	5
6839	10-2	–	7270-1-5	10-8	3
6839	10-3	–	7270-1-5	10-8	5
6839	10-4	–	7270-1-5	10-9	3
68-3950902A30	10-32	4	7270-1-5	10-9	3
68-3950903A30	10-32	2	7270-1-5	10-9	5
68-4230020-40	10-31	6	7270-1-5	10-9	5
68-4230020-40	App A	–	7270-1-7 1/2	10-1	27
68-4230020-50	10-31	6	7270-1-7 1/2	10-2	26
68-4230020-50	App A	–	7270-1-7 1/2	10-33	–
68-4250066-30	10-31	10	7270-1-7 1/2	10-7	4
68-4250066-30	App A	–	7270-1-7 1/2	10-8	4
6EBTX-SS	7-9	18	7270-1-7 1/2	10-9	4
6R X 3/8	App A	–	7270-1-7 1/2	10-9	4
6RX1/2	App A	–	7277-5-1	10-9	6
6RX3/8	9-2	64	7277-5-1 1/2	10-7	8
6RX3/8	App A	–	7277-5-1 1/2	10-8	8
6X1/2	App A	–	7277-5-1 1/2	10-9	6
6X3/8	4-2	–	7277-5-1/2	10-9	14
6X3/8	11-3	3	7277-5-1/2	11-6	–
6X3/8	11-5	–	7277-5-1/2	11-6	–
6X3/8	App A	–	7277-5-1/2	11-6	–
70-0160-1056-6	3-3	26	7277-5-10	10-7	9
7101SYZQE	10-4	22A	7277-5-10	10-8	9
71478S	6-7.2	16	7277-5-10	10-9	10
7201SYZQE	10-1	22	7277-5-10	10-9	16
7201SYZQE	10-2	22	7277-5-2	10-7	6
7203K2ZZQE	10-36	3	7277-5-2	10-8	6
726607	10-23	1	7277-5-2	10-9	7
726621	7-8	30	7277-5-2	10-9	7
726621	7-8.1	27	7277-5-3	10-37	30
7270-1-35	10-9	13	7277-5-3	10-7	7
7270-1-35	10-9	13	7277-5-3	10-8	7
7270-1-5	10-1	28	7277-5-3	10-9	8
7270-1-5	10-2	25	7277-5-3	10-9	8
7270-1-5	10-2	27	7277-5-5	10-36	4
7270-1-5	10-7	3	7277-5-5	10-9	9

# ENSTROM TH-28/480 SERIES ILLUSTRATED PARTS CATALOG

## PART NUMBER INDEX

Part Number	Figure	Item	Part Number	Figure	Item
732BL	11-5	140	8-218-N300-9	4-4	4
732-RTV	10-24.2	5	82-19-140-16	3-18	48
732-RTV	10-33	13	82-19-160-16	3-13	–
732-RTV	11-5	140	82-19-160-16	3-13	–
732-RTV	3-3	–	82-19-160-16	3-13	–
732-RTV	6-3	38	82-19-160-16	3-13	2
7401SYZQE	10-3	22	82-19-160-16	3-2	–
7401SYZQE	10-4	22	82-19-160-16	3-2	–
748-RTV	10-24.2	5	82-19-160-16	3-23	590
748-RTV	10-36	18	82-32-101-20	3-13	–
748-RTV	10-39	20	82-32-101-20	3-13	–
7592	11-6	30	82-32-101-20	3-13	–
7641-20	10-14	1	82-32-101-20	3-13	4
76638	5-6	9	82-32-101-20	3-18	50
76640	5-6	11	82-32-101-20	3-19	19
76642	5-6	4	82-32-101-20	3-2	–
767	6-4	–	82-32-101-20	3-2	–
77345-09.0HG-01	7-9	15	82-32-101-20	3-23	600
786-4	5-11	190	82-35-302-15	3-19	7
786-4-CU	5-10	2	82-35-306-10	3-13	–
786-4-CU	5-5	43	82-35-306-10	3-13	–
8000B.439	10-1	2	82-35-306-10	3-13	16
8000B.439	10-2	2	82-36-302-15	3-18	–
800-28V-BAT	10-1	4	82-46-101-39	3-13	–
800-28V-BAT	10-2	4	82-46-101-39	3-13	–
800-28V-BAT	10-3	4	82-46-101-39	3-13	–
800-28V-BAT	10-4	4	82-46-101-39	3-13	3
80046	3-21	290	82-46-101-39	3-18	49
803-28V	10-4	4	82-46-101-39	3-19	–
801-4	5-5	–	82-46-101-39	3-2	–
801-4	5-5	–	82-46-101-39	3-2	–
801-8	5-5	–	8-32X1/4in	6-7.2	1
801-8	5-6	18	8473 H5L16	App A	–
8-12 C6X-S	5-13	620	8473H5L16	7-8.1	–
8116-B	7-9	–	8473RUPH5-L16	7-8	–
82043-22420	8-5	7	8473RUPH5-L16	App A	–
82-12-120-16	3-19	18	848-FSO-04-03	6-1	9

# ENSTROM TH-28/480 SERIES ILLUSTRATED PARTS CATALOG

## PART NUMBER INDEX

Part Number	Figure	Item	Part Number	Figure	Item
849-FSO-04X04	6-1	25	90312A11	9-14	60
85-12-140-16	3-2	—	90-42130-009	10-1	—
85-12-140-16	3-2	—	90-42130-009	10-2	—
85-12-140-20	3-2	—	90-42130-009	10-3	—
85-12-140-20	3-2	—	90-42130-009	10-3	—
85-34-101-20	3-2	—	90-42130-009	10-4	—
85-34-101-20	3-2	—	90-42130-010	10-1	—
85-34-101-20	3-2	—	90-42130-010	10-2	—
85-34-101-20	3-2	—	90-42130-010	10-3	—
85-35-295-15	3-2	—	90-42130-010	10-3	—
85-35-295-15	3-2	—	90-42130-010	10-4	—
85-46-101-39	3-2	—	90-42130-011	10-1	—
85-46-101-39	3-2	—	90-42130-011	10-2	—
8618M25	6-8	14	90-42130-011	10-3	—
8-8MTX-SS	11-1	4	90-42130-011	10-3	—
8871T34	3-18	3	90-42130-011	10-4	—
8871T34	3-18	12	90-42130-012	10-1	—
8871T34	3-23	160	90-42130-012	10-2	—
8RX1/2	App A	—	90-42130-012	10-3	—
8x1/2	10-17	21	90-42130-012	10-3	—
8X1/2	3-2	—	90-42130-012	10-4	—
8X1/2	3-2	17	90-42130-013	10-1	—
8X1/2	4-5	200	90-42130-013	10-2	—
8X1/2	6-1.1	30	90-42130-013	10-3	—
8X1/2	6-1.1	110	90-42130-013	10-3	—
8X1/2	6-1.1	180	90-42130-013	10-4	—
8X1/2	6-1.1	290	90-42130-015	10-1	—
8X1/2	6-1.1	330	90-42130-015	10-2	—
8X1/2	6-1.1	340	90-42130-015	10-3	—
8X1/2	App A	—	90-42130-015	10-3	—
8X3/8	4-5	180	90-42130-015	10-4	—
8X3/8	6-1.1	370	90-42130-016	10-1	—
90120075	6-1	61	90-42130-016	10-2	—
90251A190	11-2	10	90-42130-016	10-3	—
90251A190	11-2	26	90-42130-016	10-3	—
90251A190	11-5	90	90-42130-016	10-4	—
90251A190	6-5	13	90-42130-017	10-1	—

# ENSTROM TH-28/480 SERIES ILLUSTRATED PARTS CATALOG

## PART NUMBER INDEX

Part Number	Figure	Item	Part Number	Figure	Item
90-42130-017	10-2	–	90-42130-026	10-3	–
90-42130-017	10-3	–	90-42130-026	10-4	–
90-42130-017	10-3	–	90-42130-028	10-3	–
90-42130-017	10-4	–	90-42130-028	10-4	–
90-42130-018	10-1	–	9080221	3-1	–
90-42130-018	10-2	–	9080331	3-1	–
90-42130-018	10-3	–	9080443	3-1	–
90-42130-018	10-3	–	9080494	10-13	28
90-42130-018	10-4	–	9080494	10-14	–
90-42130-019	10-1	–	9080494	10-15	1
90-42130-019	10-2	–	90D030N-2	10-4	35
90-42130-019	10-3	–	90D030N-MOD-2	9-7.1	20
90-42130-019	10-3	–	90D030N-MOD-2	9-7.2	20
90-42130-019	10-4	–	9253	7-9	15
90-42130-021	10-1	–	92X9537	7-6.1	10
90-42130-021	10-2	–	94355A182	11-5	90
90-42130-021	10-3	–	94355A182	6-5	13
90-42130-021	10-3	–	95-41-11-H6-55785	10-1	19
90-42130-021	10-4	–	95-41-11-H6-55785	10-2	19
90-42130-022	10-1	–	95-41-11-H6-55785	10-3	19
90-42130-022	10-2	–	95-41-11-H6-55785	10-4	19
90-42130-022	10-3	–	959-5	8-5	13
90-42130-022	10-3	–	97CSX-2 24VDC	App A	–
90-42130-022	10-4	–	A01784-6Z-1D	3-21	–
90-42130-023	10-1	–	A01787-8Z-1D	6-1.1	100
90-42130-023	10-2	–	A01787-8Z-1D	6-1.1	310
90-42130-023	10-3	–	A01787-8Z-1D	6-12	2
90-42130-023	10-3	–	A01787-8Z-1D	App A	–
90-42130-023	10-4	–	A01789-8Z-1D	4-4	32
90-42130-024	10-1	–	A01789-8Z-1D	4-5	–
90-42130-024	10-2	–	A01789-8Z-1D	4-5	–
90-42130-024	10-3	–	A01789-8Z-1D	4-5	250
90-42130-024	10-3	–	A01789-8Z-1D	6-11	4
90-42130-024	10-4	–	A01789-8Z-1D	App A	–
90-42130-026	10-1	–	A06191-8Z-1D	6-12	14
90-42130-026	10-2	–	A06194-8Z-1D	6-11	13
90-42130-026	10-3	–	A06194-8Z-1D	App A	–

# ENSTROM TH-28/480 SERIES ILLUSTRATED PARTS CATALOG

## PART NUMBER INDEX

Part Number	Figure	Item	Part Number	Figure	Item
A06195-6Z-1D	6-1.1	–	A508-28	10-31	4
A06195-8Z-1D	3-2	–	A508-28	App A	–
A06195-8Z-1D	3-2	–	A600PG28	App A	–
A06195-8Z-1D	3-2	–	A600-PG-28	10-30	4
A06195-8Z-1D	3-2	–	A600-PG-28	10-31	–
A06195-8Z-1D	3-2	–	A600-PG-28	3-8	26
A06195-8Z-1D	3-2	–	A600-PG-28	App A	–
A06195-8Z-1D	3-2	–	A600PR28	App A	–
A06195-8Z-1D	3-2	18	A600-PR-28	10-30	4
A06195-8Z-1D	4-5	–	A600-PR-28	10-31	–
A06195-8Z-1D	4-5	–	A600-PR-28	3-8	25
A06195-8Z-1D	4-5	–	A600-PR-28	App A	–
A06195-8Z-1D	4-5	–	A605	10-31	1
A06195-8Z-1D	4-5	–	A605	App A	–
A06195-8Z-1D	4-5	–	A606	10-31	12
A06195-8Z-1D	6-1.1	–	A606	App A	–
A06195-8Z-1D	6-1.1	–	A610	10-31	8
A06195-8Z-1D	6-1.1	–	A610	App A	–
A06195-8Z-1D	6-1.1	–	A612	10-31	11
A06195-8Z-1D	6-1.1	–	A612	App A	–
A06195-8Z-1D	6-1.1	–	A615	10-31	10
A06195-8Z-1D	6-1.1	–	A615	App A	–
A06195-8Z-1D	6-11	12	A616	10-31	9
A06195-8Z-1D	6-12	14	A616	App A	–
A06195-8Z-1D	App A	–	A6194-8Z-1	App A	–
A10K130	11-6	110	A6195-8Z-1	App A	–
A1787-8Z1	App A	–	A6195-8Z-1	6-1.1	–
A1787-8Z-1	App A	–	A6196-8Z-1	6-1.1	–
A1789-8Z-1	App A	–	A-700	6-4	29
A315HI-B-28V	10-1	32	A-700	App A	–
A413AHDACF-14/28	10-30	1	A-700RD1180	App A	–
A4274	App A	–	A700RD11800	5-10	1
A427-4	10-31	7	A700RD11800	5-11	10
A427-4	App A	–	A700RD11800	App A	–
A507	10-31	3	A8944-632-493	10-1	–
A507	App A	–	A8944-632-493	10-1	–
A50828	App A	–	A8944-632-493	10-1	–

# ENSTROM TH-28/480 SERIES ILLUSTRATED PARTS CATALOG

## PART NUMBER INDEX

Part Number	Figure	Item	Part Number	Figure	Item
A8944-632-493	10-1	–	AJ4-30	3-2	–
A8944-632-493	10-2	–	AJ4-35	3-2	–
A8944-632-493	10-2	–	AJ4-35	3-2	–
A8944-632-493	10-2	–	AJ4-35	3-2	–
A8944-632-493	10-2	–	AJ4-35	3-2	–
A8944-632-493	10-2	–	AJ4-35	3-2	–
A8944-632-493	10-3	–	AJ4-40	3-2	–
A8944-632-493	10-3	–	AJ4-40	3-2	–
A8944-632-493	10-3	–	AJC19-A-C	10-36	15
A8944-632-493	10-4	–	AJW4-30	6-11	21
A-8970B1-327	10-1	31	AJW4-30	6-12	23
A-8970B1-327	10-2	31	AJW4-35	6-11	21
A-8970B1-327	10-5	5	AJW4-35	6-12	23
A-8970B1-327	10-6	5	AN100C4	9-14	37
A8P150	3-3	22	AN104607	6-6	26
AA521-4	9-8	6	AN104608	6-6	27
AA521-4	App A	–	AN174-21	9-13	5
AA-521-4	App A	–	AN176-15A	8-3	42
AA521-8	9-5	15	AN176-15A	8-3	55
AA-521-9	9-8	19	AN176-17A	7-6	20
AA86146	7-8	38	AN176-17A	7-6.1	19
AA86146	7-8.1	34	AN176-17A	8-3	43
A-A-55488-1	9-1	27	AN178-21	8-6	5
AA-ECD-084-480	8-3	25	AN2552-3A	10-16	14
ABC6114	9-4	27	AN3-10A	10-12	18
ABM1M-A-C	10-39	90	AN3-10A	10-13	25
ABMM-AT-C	10-24	10	AN3-10A	3-18	22
ABMM-AT-C	10-24.2	4	AN3-10A	5-9	2
ABMM-AT-C	10-36	14	AN3-10A	6-1.1	410
ABMS-A	5-5	31	AN3-10A	7-9	4
ABMS-A	5-6	37	AN3115-1	10-33	22
AC-B283F-107	6-9	35	AN3-11A	10-22	13
ACC38-A-C20	10-39	30	AN3-11A	4-4	18
ACC62-A-C20	10-39	40	AN3-11A	5-12	30
ACF-50	8-3	–	AN3-11A	5-13	320
AD-B283101	6-9	34	AN3-11A	5-8	65
AD4( )BSLF	3-3	20	AN3-11A	5-9	2

# ENSTROM TH-28/480 SERIES ILLUSTRATED PARTS CATALOG

## PART NUMBER INDEX

Part Number	Figure	Item	Part Number	Figure	Item
AN3-11A	7-9	4	AN316-5L	9-13	13
AN3-11A	9-4	30	AN316-5L	9-15	25
AN3-12	9-14	25	AN316-5L	9-5	–
AN3-12A	8-3	29	AN316-5R	11-2	6
AN315-3L	6-6	15	AN316-5R	11-2	22
AN315-3L	6-7	4	AN316-5R	9-13	11
AN315-3I	6-7	7	AN316-5R	9-15	26
AN315-3L	6-8	12	AN316-5R	9-5	–
AN315-3L	7-3	16	AN316-6R	3-17	16
AN315-3R	3-6	570	AN316-6R	3-18	4
AN315-3R	3-6	720	AN316-6R	3-18	13
AN315-3R	6-6	4	AN316-6R	3-23	130
AN315-3R	6-6	17	AN316-7	6-6	3
AN315-3R	6-7	2	AN316-8	5-9	10
AN315-3R	6-7	9	AN316-8R	5-9	10
AN315-3R	6-8	3	AN3-16A	6-14	3
AN315-3R	6-8	10	AN3-16A	9-1	7
AN315-3R	7-3	14	AN3-16A	9-9	19
AN315-4R	9-14	30	AN3-17A	3-9	9
AN3-15A	3-11	3	AN320-4	9-10	13
AN3-15A	6-10	19B	AN320-6	9-11	11
AN315C4R	10-17	8	AN320-6	9-12	27
AN316-4	6-8	16	AN320-7	9-11	9
AN316-4L	9-14	6	AN320-8	9-12	33
AN316-4L	9-14	11	AN3-20A	3-10	6
AN316-4L	9-2	23	AN3-20A	4-6	12
AN316-4L	9-5	5	AN3-3A	10-12	4
AN316-4L	9-5	21	AN3-3A	10-13	21
AN316-4L	9-8	17	AN3-3A	11-1	32
AN316-4R	6-7	22	AN3-3A	5-13	850
AN316-4R	6-7.2	19	AN3-3A	6-14	6
AN316-4R	9-14	5	AN3-3A	6-3	33
AN316-4R	9-14	10	AN3-3A	9-2	47
AN316-4R	9-2	21	AN3-3A	9-2	57
AN316-4R	9-5	3	AN3-3A	9-9	8
AN316-4R	9-5	19	AN340-2	10-23	10
AN316-4R	9-8	15	AN340-4	9-3	37

# ENSTROM TH-28/480 SERIES ILLUSTRATED PARTS CATALOG

## PART NUMBER INDEX

Part Number	Figure	Item	Part Number	Figure	Item
AN340-6	10-1	–	AN3-4A	6-9	31
AN340-6	10-2	–	AN3-4A	9-4	32
AN340-6	10-3	–	AN3-5	9-14	45
AN340-8	10-1	–	AN3-5A	3-18	45
AN340-8	10-2	–	AN3-5A	3-9	15
AN340-8	10-21	7	AN3-5A	4-2	26
AN340-8	10-22	9	AN3-5A	6-10	19A
AN340-8	10-24	7	AN3-5A	6-10	9
AN340-8	10-3	–	AN3-5A	6-3	23
AN340-8	10-4	–	AN3-5A	6-9	33
AN340-8	11-2	11	AN3-5A	7-10	12
AN340-8	11-2	27	AN3-5A	7-9	7
AN340-8	5-8	18	AN3-5A	9-9	1
AN340-8	5-8	58	AN3-6	9-14	40
AN340-8	6-1	82	AN364-1032	3-4	160
AN340-8	6-1	109	AN364-1032	3-4	210
AN340-832	10-20	8	AN364-1032A	10-12	6
AN340-832	5-8	87	AN364-1032A	10-12	12
AN340-832	6-1	31	AN364-1032A	10-12	16
AN340-832	6-4	15	AN364-1032A	10-12	20
AN340-832	9-12	39	AN364-1032A	10-13	16
AN345-10	6-7.1	10	AN364-1032A	10-13	20
AN3-4A	10-12	14	AN364-1032A	10-13	23
AN3-4A	10-13	18	AN364-1032A	10-13	27
AN3-4A	10-14	5	AN364-1032A	10-17	27
AN3-4A	10-14	10	AN364-1032A	10-18	8
AN3-4A	10-14	14	AN364-1032A	10-18	26
AN3-4A	10-18	7	AN364-1032A	10-27	14
AN3-4A	10-18	30	AN364-1032A	11-1	31
AN3-4A	3-18	22	AN364-1032A	3-12	15
AN3-4A	3-18	45A	AN364-1032A	3-6	180
AN3-4A	3-8	15	AN364-1032A	3-6	600
AN3-4A	5-5	56	AN364-1032A	3-6	750
AN3-4A	5-13	370	AN364-1032A	3-8	44
AN3-4A	6-11	24	AN364-1032A	5-2	110
AN3-4A	6-12	26	AN364-1032A	5-2	150
AN3-4A	6-9	3	AN364-1032A	5-2	190

# ENSTROM TH-28/480 SERIES ILLUSTRATED PARTS CATALOG

## PART NUMBER INDEX

Part Number	Figure	Item	Part Number	Figure	Item
AN364-1032A	5-2	250	AN364-632A	10-1	–
AN364-1032A	5-2	710	AN364-632A	10-18	14
AN364-1032A	5-2	770	AN364-632A	10-18	37
AN364-1032A	5-2	800	AN364-632A	10-19	–
AN364-1032A	5-2	830	AN364-632A	10-19	8
AN364-1032A	5-5	8	AN364-632A	10-28	11
AN364-1032A	5-6	16	AN364-632A	10-29	120
AN364-1032A	5-8	66	AN364-632A	10-29	180
AN364-1032A	5-9	4	AN364-632A	10-4	–
AN364-1032A	6-1	79	AN364-632A	11-4	7
AN364-1032A	6-10	5	AN364-632A	11-6	170
AN364-1032A	6-10	5	AN364-632A	8-7	31
AN364-1032A	6-11	26	AN364-832A	10-33	9
AN364-1032A	6-12	28	AN364-832A	11-1	19
AN364-1032A	7-10	–	AN364-832A	11-1	39
AN364-1032A	7-10	–	AN364-832A	11-5	290
AN364-1032A	7-11	26	AN364-832A	3-3	18
AN364-1032A	7-4	20	AN364-832A	5-10	5
AN364-1032A	7-5	23	AN364-832A	5-11	240
AN364-1032A	7-9	6	AN364-832A	5-12	260
AN364-1032A	9-1	9	AN364-832A	5-2	460
AN364-1216A	8-3	40	AN364-832A	5-5	42
AN364-428A	3-6	110	AN364-832A	5-6	24
AN364-428A	4-1	5	AN364-832A	6-1	76
AN364-428A	4-1	23	AN364-832A	6-3	56
AN364-428A	4-2	24	AN364-832A	6-4	7
AN364-428A	4-6	4	AN364-832A	6-4	18
AN364-428A	5-2	300	AN364-832A	6-9	52
AN364-428A	8-7	28	AN364-832A	7-3	29
AN364-524A	4-4	28	AN365-1032A	10-16	17
AN364-524A	7-4	28	AN365-1032A	10-18	10
AN364-524A	7-5	31	AN365-1032A	10-18	32
AN364-524A	7-6	5	AN365-1032A	3-10	9
AN364-524A	7-6.1	5	AN365-1032A	3-11	5
AN364-624A	3-1	330	AN365-1032A	3-15	9
AN364-624A	4-1	35	AN365-1032A	3-19	16
AN364-624A	8-3	45	AN365-1032A	3-8	9

# ENSTROM TH-28/480 SERIES ILLUSTRATED PARTS CATALOG

## PART NUMBER INDEX

Part Number	Figure	Item	Part Number	Figure	Item
AN365-1032A	4-4	20	AN365-632A	4-4	13
AN365-1032A	4-6	14	AN365-832	9-14	62
AN365-1032A	5-12	50	AN365-832A	10-18	17
AN365-1032A	5-9	4	AN365-832A	3-13	29
AN365-1032A	6-10	17	AN365-832A	9-14	62
AN365-1032A	6-9	6	AN3-6A	10-14	9
AN365-1032A	6-9	42	AN3-6A	10-14	13
AN365-1032A	7-11	26	AN3-6A	6-9	3
AN365-1032A	7-3	22	AN3-6A	7-3	17
AN365-1032A	7-8	37	AN3-6A	7-9	4
AN365-1032A	9-2	48	AN370-3	6-9	56
AN365-1032A	9-2	58	AN3-7A	6-10	13
AN365-428A	3-6.1	140	AN3-7A	6-9	29
AN365-428A	3-9	4	AN3-7A	7-3	17
AN365-428A	4-1	12	AN3-7A	7-3	19
AN365-428A	4-1	31	AN3-7A	7-9	4
AN365-428A	4-2	10	AN380-4-8	8-3	24
AN365-428A	6-10	26	AN381-2-10	3-6.1	90
AN365-428A	6-9	39	AN381-2-10	9-15	22
AN365-428A	7-10	18	AN381-2-12	9-11	10
AN365-428A	7-3	11	AN381-2-16	9-15	14
AN365-428A	7-8.2	80	AN381-2-7	9-14	18
AN365-524A	4-1	9	AN381-2-8	6-1	86
AN365-524A	4-1	28	AN381-2-8	9-10	6
AN365-524A	4-2	14	AN381-2-8	9-13	8
AN365-524A	4-3	8	AN381-3-12	9-1	35
AN365-524A	4-4	25	AN381-3-12	9-12	28
AN365-524A	4-6	7	AN381-3-12	9-14	43
AN365-524A	6-13	8	AN381-3-16	8-6	9
AN365-524A	6-6	20	AN381-3-16	9-12	34
AN365-524A	8-1	160	AN381-3-8	10-33	4
AN365-524A	8-2	16	AN386-2-7A	7-11	24
AN365-624A	4-2	21	AN386-2-8A	6-10	3
AN365-624A	4-3	4	AN386-2-8A	6-10	3
AN365-624A	7-6	22	AN386-2-8A	7-8	35
AN365-624A	7-6.1	21	AN386-2-9A	6-10	3
AN365-624A	8-3	57	AN386-2-9A	7-10	—

# ENSTROM TH-28/480 SERIES ILLUSTRATED PARTS CATALOG

## PART NUMBER INDEX

Part Number	Figure	Item	Part Number	Figure	Item
AN386-2-9A	7-10	–	AN4-34A	4-1	24
AN386-2-9A	7-4	18	AN4-36A	4-6	2
AN386-2-9A	7-5	21	AN4-37A	4-1	21
AN3-8A	11-1	29	AN4-37A	4-2	22
AN393-9	3-2	–	AN4-3A	10-18	27
AN3H3A	6-7.1	3	AN4-3A	7-8	22
AN3H-3A	7-11	28	AN4-3A	7-8.1	19
AN3H4A	9-12	36	AN4-4A	5-12	80
AN3H5A	7-3	2	AN4-5A	3-18	31
AN3H5A	7-10	12	AN4-5A	5-12	80
AN4076-1	7-8	8	AN4-5A	8-7	26
AN4076-1	7-8.1	5	AN4-6A	3-18	37
AN4-10A	3-8	3	AN4-6A	7-6	16
AN4-11	9-13	9	AN4-6A	7-6.1	15
AN4-11A	3-10	10	AN470AD3-5	3-5	70
AN4-13	9-15	28	AN4-7A	3-18	40
AN4-13	9-15	38	AN4-7A	6-10	23
AN4-14	9-10	1	AN4C5A	10-17	4
AN4-14	9-15	38	AN4C6A	10-17	5
AN4-14A	4-1	10	AN4H10A	8-5	17
AN4-14A	4-1	29	AN4H15A	8-5	28
AN416-1	9-1	27	AN4H3A	5-1	60
AN4-17A	3-9	5	AN4H3A	5-1.1	60
AN4-17A	3-12	7	AN4H-4A	8-7	25
AN4-17A	3-18	33	AN4H-4A	9-12	17
AN4-17A	7-8.2	59	AN4-7A	7-10	15
AN4-20A	3-12	7	AN4H5A	7-3	9
AN4-20A	7-8.2	59	AN4H7A	7-10	15
AN4-21A	3-9	19	AN4-XXX	10-24.1	16
AN4-21A	6-9	37	AN502-10-10	9-12	36
AN4-22A	3-9	2	AN502-10-10	9-3	39
AN4-22A	6-9	41	AN502-10-12	7-11	17
AN4-25A	3-12	7	AN502-10-8	9-3	16
AN4-26A	3-12	7	AN503-10-10	9-10	15
AN42B-14A	3-4	180	AN503-10-10	9-12	11
AN4-33A	4-2	8	AN503-10-18	9-15	4
AN4-34A	4-1	3	AN503-10-6	11-2	15

# ENSTROM TH-28/480 SERIES ILLUSTRATED PARTS CATALOG

## PART NUMBER INDEX

Part Number	Figure	Item	Part Number	Figure	Item
AN503-10-6	11-2	32	AN515-832R7	5-8	88
AN503-8-6	6-11	5	AN515-8R10	10-21	4
AN503-8-6	6-12	5	AN515-8R10	10-24.1	4
AN503-8-6	9-3	29	AN515-8R10	3-2	—
AN503-8-8	8-2	49	AN515-8R10	3-2	—
AN503-8-8	9-3	9	AN515-8R10	3-2	—
AN507-1024R7	6-4	22	AN515-8R10	5-10	8
AN507-1032R14	10-17	14	AN515-8R10	6-3	30
AN507-1032R8	3-19	14	AN515-8R10	6-4	14
AN507-632R4	10-30	5	AN515-8R12	6-1	29
AN507-632R4	3-8	29	AN515-8R14	10-21	8
AN507-632R7	10-30	7	AN515-8R14	10-23	3
AN507-632R7	3-8	28	AN515-8R14	7-3	27
AN507-6R8	3-16	7	AN515-8R6	11-1	42
AN507-832R-10	9-9	11	AN515-8R7	11-1	37
AN507-832R7	4-5	190	AN515-8R7	11-2	10
AN507-832R8	9-7.1	8	AN515-8R7	11-2	26
AN507-832R8	9-7.1	10	AN515-8R7	5-6	22
AN507-832R8	9-7.2	8	AN515-8R7	5-8	19
AN507-832R8	9-7.2	10	AN515-8R7	5-8	59
AN507-8R6	6-5	5	AN515-8R7	9-7.1	23
AN507-8R8	6-5	6	AN515-8R7	9-7.2	23
AN509-10R10	3-6.1	230	AN515-8R8	10-20	5
AN509-8R10	11-5	110	AN515-8R8	10-24.1	4
AN509-8R10	6-5	12	AN515-8R8	11-1	17
AN509-8R14	6-5	16	AN515-8R8	5-10	3
AN509-8R16	11-1	46	AN515-8R8	5-11	130
AN5-11	9-13	15	AN515-8R8	6-1	81
AN5-11A	7-5	28	AN515-8R8	6-1	108
AN5-12A	4-2	17	AN515-8R8	6-4	5
AN5-13A	4-2	17	AN515-8R8	6-4	19
AN5-13A	6-1	93	AN515-8R8	6-7.2	8
AN515-4R12	9-3	35	AN515-8R9	10-22	6
AN515-6R8	11-4	3	AN515-8R9	10-24	4
AN515-6R8	11-5	210	AN5-15A	4-2	12
AN515-8-10	5-12	250	AN515B6R10	10-1	—
AN515-8-12	5-12	300	AN515B6R10	10-1	—

# ENSTROM TH-28/480 SERIES ILLUSTRATED PARTS CATALOG

## PART NUMBER INDEX

Part Number	Figure	Item	Part Number	Figure	Item
AN515B6R10	10-2	–	AN525-10R10	3-6	590
AN515B6R10	10-2	–	AN525-10R10	3-6	740
AN515B6R10	10-3	–	AN525-10R10	5-1	200
AN515B6R10	App A	–	AN525-10R10	5-1.1	210
AN515-B6R10	App A	–	AN525-10R10	5-3	15
AN515B6R14	10-4	–	AN525-10R10	5-4	15
AN515B6R16	10-1	–	AN525-10R10	6-3	2
AN515B6R16	10-1	–	AN525-10R10	6-3	37
AN515B6R16	10-1	–	AN525-10R10	6-3	39
AN515B6R16	10-1	–	AN525-10R10	7-9	9
AN515B6R16	10-2	–	AN525-10R12	3-6	640
AN515B6R16	10-2	–	AN525-10R12	3-6	820
AN515B6R16	10-2	–	AN525-10R12	3-8	21
AN515B6R16	10-2	–	AN525-10R12	5-2	170
AN515B6R16	10-2	–	AN525-10R12	6-3	42
AN515B6R16	10-3	–	AN525-10R12	7-9	9
AN515B6R16	10-3	–	AN525-10R14	3-8	21
AN515B6R16	10-3	–	AN525-10R14	3-8	32
AN515B6R16	10-4	–	AN525-10R14	5-2	130
AN515B6R16	10-4	–	AN525-10R14	7-9	9
AN515B6R16	10-4	–	AN525-10R16	5-2	220
AN515B6R4	10-10	6	AN525-10R18	5-1	150
AN515B6R7	10-1	–	AN525-10R6	5-1	190
AN515B6R7	10-2	–	AN525-10R6	5-1.1	200
AN515B6R7	10-3	–	AN525-10R6	6-3	3
AN515B6R7	10-3	–	AN525-10R6	6-3	6
AN515B6R7	10-4	–	AN525-10R6	7-1.1	100
AN515B8R8	10-1	–	AN525-10R7	5-1	–
AN515B8R8	10-2	–	AN525-10R7	5-1.1	–
AN515B8R8	10-3	–	AN525-10R7	5-3	14
AN515B8R8	10-4	–	AN525-10R7	5-4	14
AN5-16	9-13	18	AN525-10R7	6-3	9
AN5-16A	4-3	6	AN525-10R7	6-3	9
AN5-16A	4-4	24	AN525-10R8	11-6	80
AN520-10-“X”	8-7	24	AN525-10R8	3-13	30
AN520-10R16	5-5	5	AN525-10R8	3-19	10
AN520-10R16	5-6	13	AN525-10R8	5-1	–

# ENSTROM TH-28/480 SERIES ILLUSTRATED PARTS CATALOG

## PART NUMBER INDEX

Part Number	Figure	Item	Part Number	Figure	Item
AN525-10R8	5-1.1	–	AN526-1032R6	3-6	220
AN525-10R8	5-3	17	AN526-1032R6	3-6	260
AN525-10R8	5-4	17	AN526-1032R6	3-6	390
AN525-416R8	5-1	240	AN526-1032R6	3-6	490
AN525-416R8	5-1.1	250	AN526-1032R6	3-6	950
AN525-416R10	5-1	250	AN526-1032R6	5-2	470
AN525-416R10	5-1.1	260	AN526-1032R8	3-6	160
AN525-416R10	5-4	32	AN526-1032R8	3-6	260
AN525-416R14	5-1.1	280	AN526-1032R8	3-6	390
AN525-416R14	5-13	1110	AN526-1032R8	3-6	450
AN525-416R6	5-3	13	AN526-1032R8	3-6	590
AN525-416R6	5-4	13	AN526-1032R8	3-6	640
AN525-632R10	3-8	27	AN526-1032R8	3-6	700
AN525-832R10	3-2	31	AN526-1032R8	3-6	740
AN525-832R10	3-3	–	AN526-1032R8	3-6	820
AN525-832R10	5-11	80	AN526-1032R8	3-6	870
AN525-832R16	11-1	47	AN526-1032R8	3-6	910
AN525-832R6	3-8	42	AN526-1032R8	3-6	950
AN525-832R7	10-38	70	AN526-1032R8	3-6.1	–170
AN525-832R7	11-1	23	AN526-1032R8	3-23	310
AN525-832R7	11-6	70	AN526-632R	10-29	140
AN525-832R7	3-8	42	AN526-632R10	10-30	6
AN525-832R7	4-5	130	AN526-632R12	11-5	250
AN525-832R7	5-11	220	AN526-632R4	6-7.1	2
AN525-832R7	5-2	440	AN526-632R6	10-1	–
AN525-832R7	5-5	40	AN526-632R6	10-35	4
AN525-832R7	6-6	28	AN526-632R6	3-21	–
AN525-832R7	6-8	22	AN526-632R6	3-4	30
AN525-832R7	6-9	50	AN526-632R6	3-4	230
AN525-832R8	10-33	7	AN526-632R7	10-18	12
AN525-832R8	10-38	30	AN526-632R7	10-18	35
AN525-832R8	11-5	300	AN526-632R7	10-19	–
AN525-832R8	3-3	16	AN526-632R7	10-19	6
AN525-832R8	3-8	42	AN526-632R7	10-29	10
AN525-832R8	5-3	16	AN526-632R7	11-4	5
AN525-832R8	5-4	16	AN526-632R8	10-28	7
AN525-832R8	6-1.1	230	AN526-632R8	10-29	100

# ENSTROM TH-28/480 SERIES ILLUSTRATED PARTS CATALOG

## PART NUMBER INDEX

Part Number	Figure	Item	Part Number	Figure	Item
AN526-632R8	3-4	90	AN5-35A	4-6	5
AN526-632R8	3-4	260	AN5-37A	4-1	26
AN526-6R6	10-24.1	7	AN5-37A	4-1	33
AN526-832R7	9-14	63	AN5-37A	6-13	6
AN526-832R8	10-28	16	AN5-43A	8-1	50
AN526-832R8	10-29	90	AN5-43A	8-2	5
AN526-832R8	3-13	27	AN5-44A	8-1	50
AN526-832R8	3-18	9	AN5-44A	8-2	5
AN526-832R8	3-18	18	AN5-4A	4-6	9
AN526-832R8	3-23	120	AN5-4A	7-8.1	33
AN526-832R8	6-12	9	AN5534-2	10-21	2
AN526-832R8	9-1	39	AN5546-1	7-8	38
AN526-832R8	9-14	63	AN5546-1	7-8.1	34
AN526-832R-8	9-9	9	AN5816-2	10-33	16
AN526-8R8	9-14	63	AN5H-45A	8-1	20
AN526C-1032R9	3-4	190	AN5H-45A	8-2	2
AN530-4-6	11-5	190	AN5H-46A	8-1	20
AN530-6R4	3-6	700	AN5H-46A	8-2	2
AN530-6R4	3-6	870	AN5H-6A	8-1	10
AN530-6R6	10-1	15	AN5H-6A	8-2	1
AN530-6R6	10-10	8	AN6-20A	4-3	2
AN530-6R6	10-2	15	AN6227-11	7-11	8
AN530-6R6	10-3	15	AN6227-3	7-11	12
AN530-6R6	10-4	15	AN6227-6	7-8	–
AN530-6R6	11-4	12	AN6227-6	7-9	–
AN530-6R6	4-2	–	AN6-23A	4-2	19
AN530-8R8	4-2	–	AN654-832A	11-2	14
AN531-6R12	3-17	–	AN654-832A	11-2	30
AN531-6R8	3-16	4	AN690-10	3-14	–
AN531-6R8	6-1.1	400	AN742F10	6-4	4
AN531-8R8	3-2	–	AN742F8	6-4	3
AN5-33A	7-6	3	AN743-13	11-2	2
AN5-33A	7-6	3	AN743-13	5-5	21
AN5-33A	7-6	3	AN743-13	5-6	27
AN5-33A	7-6.1	3	AN75-A12	8-3	54
AN5-35A	4-1	26	AN75-A6	8-3	53
AN5-35A	4-1	7	AN7H-7A	8-7	33

# ENSTROM TH-28/480 SERIES ILLUSTRATED PARTS CATALOG

## PART NUMBER INDEX

Part Number	Figure	Item	Part Number	Figure	Item
AN814-2D	8-2	32	AN900-6	7-8	1
AN814-2DL	5-8	52	AN900-6	7-8.1	1
AN814-2DL	7-1	220	AN900-8	7-11	10
AN814-2DL	7-1.1	200	AN924-4	6-1	40
AN814-2DL	7-11	7	AN924-4D	5-2	430
AN814-2DL	7-5	10	AN924-4D	6-3	51
AN814-2DL	8-5	26	AN924-4W	5-2	430
AN814-4DL	6-9	24	AN924-4W	6-3	51
AN814-5DL	7-8	2	AN924-6D	5-15	90
AN814-5DL	7-8.1	2	AN924-6D	5-7	10
AN814-6DL	6-9	13	AN924-6J	6-3	16
AN814-8DL	6-9	11	AN924-6J	6-4	34
AN814-8DL	7-5	7	AN929-4D	10-33	21
AN815-6J	6-4	24	AN929A4J	6-1	68
AN816-4D	5-12	110	AN929A4S	6-3	64
AN816-4D	5-13	280	AN929L8J	6-4	–
AN816-4D	5-9	11	AN931-10-20	10-13	30
AN816-6D	7-8	9	AN931-3-5	10-1	–
AN816-6D	7-8.1	6	AN931-3-5	10-2	–
AN816-8D	11-2	8	AN931-3-5	10-3	–
AN816-8D	11-2	24	AN931-3-5	10-4	41
AN816-8J	11-2	7	AN931-3-5	6-9	5
AN816-8J	11-2	23	AN931-3-9	6-1.1	270
AN818-4D	10-33	–	AN931-4-12	7-7	7
AN818-4D	6-3	61	AN931-4-7	5-8	–
AN818-4J	6-3	61	AN931-5-12	3-2	–
AN824-6J	6-3	12	AN931-5-12	3-2	–
AN824-6J	6-4	36	AN931-8-13	7-7	7
AN824-8D	11-1	10	AN931-8-20	7-7	6
AN824-8D	11-3	7	AN932-3D	7-8	3
AN824-8D	5-5	2	AN935-10	6-7.1	11
AN824-8J	11-1	7	AN935-4	9-3	36
AN832-4D	6-3	50	AN935-416L	7-8	21
AN833-4	6-1	38	AN935-416L	7-8.1	18
AN833-6J	6-3	14	AN935-6	10-1	–
AN833-6J	6-4	33	AN935-6	10-2	–
AN900-10	7-9	24	AN935-6	10-3	–

# ENSTROM TH-28/480 SERIES ILLUSTRATED PARTS CATALOG

## PART NUMBER INDEX

Part Number	Figure	Item	Part Number	Figure	Item
AN935-8	10-21	6	AN960-10	5-2	820
AN935-8	10-22	8	AN960-10	5-8	23
AN935-8	10-24	6	AN960-10	5-8	55
AN935-8	6-1	32	AN960-10	5-8	91
AN935-8	6-1	74	AN960-10	5-9	3
AN935-8	6-1	111	AN960-10	6-1	36
AN935B8	10-1	–	AN960-10	6-1	85
AN935B8	10-2	–	AN960-10	6-10	4
AN935B8	10-3	–	AN960-10	6-10	4
AN935B8	10-4	–	AN960-10	6-10	16
AN936-416	11-5	260	AN960-10	6-14	4
AN936A2	10-23	9	AN960-10	6-2	9
AN936A416	11-1	25	AN960-10	6-7.1	12
AN936-A416	4-5	150	AN960-10	6-9	4
AN936-A516	11-2	5	AN960-10	7-10	13
AN936-A516	11-2	21	AN960-10	7-11	25
AN936A716	6-6	2	AN960-10	7-4	19
AN936-B4	9-3	–	AN960-10	7-5	22
AN938-8	10-20	7	AN960-10	7-8	36
AN950-516L	4-3	9	AN960-10	8-3	–
AN960-10	10-12	5	AN960-10	8-3	30
AN960-10	10-12	11	AN960-10	8-7	23
AN960-10	10-13	15	AN960-10	9-14	41A
AN960-10	10-13	22	AN960-10	9-14	46
AN960-10	10-16	16	AN960-10	9-3	17
AN960-10	10-17	3	AN960-10L	10-12	15
AN960-10	3-12	14	AN960-10L	10-12	19
AN960-10	3-6	170	AN960-10L	10-13	19
AN960-10	3-6	580	AN960-10L	10-13	26
AN960-10	3-6	730	AN960-10L	10-14	6
AN960-10	3-8	16	AN960-10L	10-16	12
AN960-10	4-6	13	AN960-10L	10-17	11
AN960-10	5-11	270	AN960-10L	10-17	25
AN960-10	5-12	40	AN960-10L	10-18	19
AN960-10	5-2	700	AN960-10L	10-18	25
AN960-10	5-2	760	AN960-10L	10-19	2
AN960-10	5-2	790	AN960-10L	10-27	15

# ENSTROM TH-28/480 SERIES ILLUSTRATED PARTS CATALOG

## PART NUMBER INDEX

Part Number	Figure	Item	Part Number	Figure	Item
AN960-10L	11-1	30	AN960-10L	9-2	43
AN960-10L	3-11	4	AN960-10L	9-2	53
AN960-10L	3-12	13	AN960-10L	9-4	31
AN960-10L	3-15	8	AN960-10L	9-6	36
AN960-10L	3-19	15	AN960-10L	9-7.1	29
AN960-10L	3-8	8	AN960-10L	9-8	2
AN960-10L	4-2	28	AN960-10L	9-9	6
AN960-10L	4-4	19	AN960-3	6-3	24
AN960-10L	5-2	100	AN960-416	3-8	4
AN960-10L	5-2	140	AN960-416	4-1	4
AN960-10L	5-2	180	AN960-416	4-1	22
AN960-10L	5-2	240	AN960-416	4-2	11
AN960-10L	5-5	7	AN960-416	4-6	3
AN960-10L	5-6	15	AN960-416	5-12	90
AN960-10L	5-9	3	AN960-416	6-10	24
AN960-10L	6-10	14	AN960-416	7-1	260
AN960-10L	6-10	16	AN960-416	7-8	20
AN960-10L	6-10	20	AN960-416	7-8.1	17
AN960-10L	6-11	7	AN960-416	8-5	16
AN960-10L	6-11	25	AN960-416	9-13	6
AN960-10L	6-12	7	AN960-416	9-15	31
AN960-10L	6-12	27	AN960-416L	10-18	28
AN960-10L	6-6	10	AN960-416L	10-24.1	17
AN960-10L	6-7	13	AN960-416L	3-12	4
AN960-10L	6-7.1	5	AN960-416L	3-6	120
AN960-10L	6-9	4	AN960-416L	3-6.1	130
AN960-10L	7-11	27	AN960-416L	3-8	4
AN960-10L	7-3	18	AN960-416L	3-9	3
AN960-10L	7-9	5	AN960-416L	4-1	11
AN960-10L	8-3	31	AN960-416L	4-1	30
AN960-10L	8-7	23	AN960-416L	4-2	9
AN960-10L	9-1	8	AN960-416L	5-2	310
AN960-10L	9-10	8	AN960-416L	6-1	20
AN960-10L	9-12	37	AN960-416L	6-10	24
AN960-10L	9-14	26	AN960-416L	9-10	2
AN960-10L	9-14	41	AN960-416L	9-10	12
AN960-10L	9-15	5	AN960-416L	9-12	16

# ENSTROM TH-28/480 SERIES ILLUSTRATED PARTS CATALOG

## PART NUMBER INDEX

Part Number	Figure	Item	Part Number	Figure	Item
AN960-416L	9-15	29	AN960-516L	8-2	6
AN960-416L	9-2	2	AN960-516L	9-13	16
AN960-416L	9-5	8	AN960-516L	9-15	20
AN960-416L	9-8	23	AN960-516L	9-5	24
AN960-4L	3-3	–	AN960-6	10-1	–
AN960-4L	3-3	24	AN960-6	10-1	–
AN960-4L	6-7.2	5	AN960-6	10-2	–
AN960-4L	7-8.2	70	AN960-6	10-3	–
AN960-4L	9-3	41	AN960-6	11-4	6
AN960-516	4-1	8	AN960-6	4-4	12
AN960-516	4-1	27	AN960-616	3-1	220
AN960-516	4-2	13	AN960-616	3-1	320
AN960-516	4-3	7	AN960-616	3-1	350
AN960-516	4-6	6	AN960-616	3-1	370
AN960-516	6-1	94	AN960-616	3-1	400
AN960-516	6-1	102	AN960-616	4-1	14
AN960-516	7-3	31	AN960-616	4-3	3
AN960-516	7-4	26	AN960-616	7-6	21
AN960-516	7-5	29	AN960-616	7-6.1	20
AN960-516	7-6	4	AN960-616	7-7	3
AN960-516	7-6	4	AN960-616	9-12	26
AN960-516	7-6	4	AN960-616L	4-2	20
AN960-516	7-6.1	4	AN960-616L	4-3	5
AN960-516	8-1	60	AN960-616L	6-7.2	15
AN960-516	8-2	6	AN960-616L	9-12	21
AN960-516	9-13	21	AN960-6L	10-18	13
AN960-516L	4-2	18	AN960-6L	10-18	36
AN960-516L	4-4	23	AN960-6L	10-19	–
AN960-516L	4-6	10	AN960-6L	10-19	7
AN960-516L	5-8	13	AN960-6L	10-28	10
AN960-516L	6-1	92	AN960-6L	10-29	110
AN960-516L	6-1	94	AN960-6L	10-29	150
AN960-516L	7-2	12	AN960-6L	10-29	170
AN960-516L	7-3	31	AN960-6L	10-4	–
AN960-516L	7-4	26	AN960-6L	11-6	160
AN960-516L	7-5	29	AN960-6L	3-4	40
AN960-516L	8-1	60	AN960-6L	3-4	240

# ENSTROM TH-28/480 SERIES ILLUSTRATED PARTS CATALOG

## PART NUMBER INDEX

Part Number	Figure	Item	Part Number	Figure	Item
AN960-716	5-2	420	AN960-8L	5-11	230
AN960-716	8-7	32	AN960-8L	5-2	450
AN960-716L	9-11	8	AN960-8L	5-5	41
AN960-8	10-20	6	AN960-8L	5-6	23
AN960-8	10-33	8	AN960-8L	5-8	7
AN960-8	11-1	38	AN960-8I	5-8	33
AN960-8	11-2	13	AN960-8L	5-8	74
AN960-8	11-2	29	AN960-8L	6-1	33
AN960-8	5-12	270	AN960-8L	6-1.1	240
AN960-8	5-12	320	AN960-8L	6-12	10
AN960-8	5-8	15	AN960-8L	6-3	55
AN960-8	6-1	75	AN960-8L	6-4	6
AN960-8	6-1	110	AN960-8L	6-4	16
AN960-8	6-2	9	AN960-8L	6-9	51
AN960-8	6-3	31	AN960-8L	8-1	340
AN960-8	6-4	17	AN960-8L	8-2	38
AN960-816	5-9	8	AN960-8L	9-14	64
AN960-816	6-1	39	AN960-8L	9-3	10
AN960-816	8-6	6	AN960-8L	9-3	31
AN9608L	6-7.2	10	AN960-8L	9-9	10
AN960-8L	10-17	22	AN960-916	6-3	15
AN960-8L	10-18	16	AN960-916	6-4	32
AN960-8L	10-21	5	AN960B8	10-1	–
AN960-8L	10-22	7	AN960B8	10-2	–
AN960-8L	10-24	5	AN960B8	10-3	–
AN960-8L	10-30	3	AN960B8	10-4	–
AN960-8L	11-1	18	AN960C10	10-16	3
AN960-8L	11-5	280	AN960C10	10-16	10
AN960-8L	3-13	28	AN960C10	6-13	9
AN960-8L	3-2	–	AN960C10	6-14	7
AN960-8L	3-2	–	AN960C10	6-6	25
AN960-8L	3-2	–	AN960C10	6-8	6
AN960-8L	3-2	–	AN960C10L	6-1	80
AN960-8L	3-2	–	AN960C10L	6-6	23
AN960-8L	3-3	17	AN960C10L	6-8	6
AN960-8L	5-10	4	AN960C1216	8-3	39
AN960-8L	5-11	210	AN960C416	7-10	16

# ENSTROM TH-28/480 SERIES ILLUSTRATED PARTS CATALOG

## PART NUMBER INDEX

Part Number	Figure	Item	Part Number	Figure	Item
AN960C416L	10-17	6	AN960D416L	11-5	220
AN960C416L	10-17	16	AN960D416L	5-1	50
AN960C416L	10-18	–	AN960D416L	9-14	15
AN960C416L	6-8	20	AN960D416L	9-2	4
AN960C416L	7-10	16	AN960D516	8-1	30
AN960C516	6-1	56	AN960D516	8-2	3
AN960C516L	10-17	30	AN960D516	8-3	52
AN960D10	10-18	3	AN960D516L	8-1	30
AN960D10	10-19	–	AN960D516L	8-2	3
AN960D10	10-23	6	AN960D516L	10-4	–
AN960D10	11-2	16	AN960D616	8-3	44
AN960D10	11-2	31	AN960D616	9-1	32
AN960D10	11-6	90	AN960D616L	9-1	33
AN960D10	6-8	18	AN960D8	3-2	23
AN960D10	6-9	30	AN960D8	8-1	190
AN960D10	8-7	23	AN960D8	8-2	18
AN960D10	9-1	21	AN960D8	8-3	36
AN960D10L	10-17	28	AN960D8L	10-28	10
AN960D10L	10-18	31	AN960D8L	10-33	8
AN960D10L	10-25	7	AN960D8L	3-3	17
AN960D10L	10-26	8	AN960KD10L	9-4	21
AN960D10L	11-6	100	AN960PD10	10-16	22
AN960D10L	3-2	–	AN960PD10	7-3	3
AN960D10L	3-2	25	AN960PD10L	3-6.1	210
AN960D10L	3-21	–	AN960PD10L	3-6.1	240
AN960D10L	6-8	18	AN960PD10L	3-8	22
AN960D10L	8-7	23	AN960PD416	7-3	10
AN960D10L	9-10	14	AN960PD416	7-6	17
AN960D10L	9-4	7	AN960PD416	7-6.1	16
AN960D10L	9-4	21	AN960PD8L	7-3	28
AN960D3L	10-28	14	AN964-6C	6-4	31
AN960D3L	10-29	220	AN970-3	5-2	230
AN960D416	11-5	230	AN970-3	6-12	30
AN960D416	6-9	38	AN970-3	6-3	25
AN960D416	9-14	15	AN970-3	6-3	26
AN960D416	9-14	16	AN975-3	6-10	4
AN960D416	9-2	8	AN975-3	7-5	22

# ENSTROM TH-28/480 SERIES ILLUSTRATED PARTS CATALOG

## PART NUMBER INDEX

Part Number	Figure	Item	Part Number	Figure	Item
AN975-3	7-10	–	BPF 15/16	10-15	–
AN975-3	7-10	–	BPF-1/2	3-8	14
ANL100	App A	–	BPF-1/2	4-5	230
ANL-100	10-16	6	BPF-3/4	4-5	220
ANL-100	10-17	15	BPF-3/4	9-7	19
ANL-100	App A	–	BPSPT-094-175W	10-23.1	–
ANL150	App A	–	C0455-039-0500M	9-6	20
ANL-150	10-17	15	C0480-035-0750-M	3-17	28
ANL-150	App A	–	C0480-035-0750-M	3-17	34
ANL35	App A	–	C0480-045-0880-S	3-18	6
ANL-35	10-17	29	C0480-045-0880-S	3-18	15
ANL-35	App A	–	C0480-045-0880-S	3-23	110
AP-1-3-50-051	10-1	24	C0600-063-1250	3-17	22
AP-1-3-50-051	10-2	24	C102780	3-16	15
AP-1-3-50-051	10-7	1	C102780	3-18	25
AP-1-3-50-051	10-8	1	C145712	6-7	17
AP-1-3-50-051	10-9	1	C145712	6-7	18
AP22-6	8-6	3	C148740	7-4	22
AS-N-345	10-23.1	–	C148740	7-5	25
AS3084-08	6-1	12	C23-805	10-4	29
AS3209-113	6-1	54	C23-805	10-4	29
AS3209-113	6-1	54	C23-806	10-4	30
AS3209-113	6-1	54	C23-806	10-4	30
AS3209-113	6-1	54	C23-806	10-4	30
AS3491-01	6-1	18	C23-807	10-4	31
AS3492-01	6-1	55	C23-807	10-4	31
AV-22	10-38	120	C307PS	10-4	–
AV-22	10-39	110	CA3106F10-6S	10-1	–
AX-142P	4-5	125	CA3106F10-6S	10-2	–
B-00396-1	10-18	6	CA3106F10-6S	10-3	–
B1000-050-S	9-9	17	CA3106F12S3SF80	5-12	200
B1210	App A	–	CA3106F14S-5SF80	10-1	–
B-1210	8-7	5	CA3106F14S-5SF80	10-1	–
B-1210	App A	–	CA3106F14S-5SF80	10-2	–
B-1GF2-B	5-9	5	CA3106F14S-5SF80	10-2	–
B46-2 1/2	9-3	11	CA3106F14S-5SF80	10-2	–
BPF 15/16	10-12	22	CA3106F14S-5SF80	10-3	–
BPF 15/16	10-13	32	CA3106F14S-5SF80	10-3	–

# ENSTROM TH-28/480 SERIES ILLUSTRATED PARTS CATALOG

## PART NUMBER INDEX

Part Number	Figure	Item	Part Number	Figure	Item
CA3106F14S-5SF80	10-3	–	CCR264SS-3-3	5-8	57
CA3106F14S-5SF80	10-3	–	CCR264SS-3-3	5-8	93
CA3106F20-29SF80	10-18	–	CCR-264-SS-3-3	3-2	–
CBA-2376	8-7	16	CCR-264-SS-3-3	3-2	19
CBA-2382	8-7	17	CCR-264-SS-3-3	3-2	27
CBR1M-M	10-23.1	–	CCR274SS-3-02	3-20	–
CBR1M-M	10-24.1	–	CCS38-S8-C0	10-4	34
CBR1M-M	10-24.2	–	CL42498	7-1	50
CBR1M-M	10-36	–	CP25WB+	5-11	180
CBR1M-M	10-39	50	CP25WB+	6-4	30
CBR1M-M	5-13	160	CP8-TB	10-24.1	11
CBR2M-M	10-23.1	–	CP8-TB	10-24.2	8
CBR2M-M	10-24.1	–	CP8-TB	5-2	360
CBR2M-M	10-24.2	–	CR 17240	8-3	16
CBR2M-M	10-36	–	CR 17240	App A	–
CBR3I-M	10-24.1	–	CR20526	App A	–
CBR3I-M	10-24.2	–	CR2-M	10-24.1	–
CBR3I-M	10-36	–	CR2-M	10-24.2	10
CBR3S-M	10-24.1	–	CR2-M	10-25	4
CBR3S-M	10-24.2	–	CR2-M	10-26	4
CBR3S-M	10-36	–	CR2-M	10-36	13
CC-3251	3-3	11	CR2-M	10-39	60
CCH25-S10-C	10-38	60	CR3212-4-02	5-2	540
CCR-264 SS-3-3	App A	–	CR3212-4-02	9-6	6
CCR264-3-3	App A	–	CR3212-4-02	9-7	6
CCR264SS-3-02	4-5	–	CR3212-4-02	App A	–
CCR264SS-3-02	4-5	–	CR3212-4-03	4-4	21
CCR264SS-3-02	4-5	–	CR3212-4-03	5-2	500
CCR264SS-3-02	4-5	–	CR3212-4-03	5-2	510
CCR264SS-3-02	4-5	–	CR3212-4-03	5-2	550
CCR264SS-3-02	4-5	–	CR3212-4-04	3-6.2	–
CCR264SS-3-02	5-2	490	CR3212-4-07	3-6.2	40
CCR264SS-3-02	5-2	530	CR3212-4-2	App A	–
CCR-264-SS-3-2	4-5	–	CR3213-4-02	10-19	–
CCR-264-SS-3-2	4-5	–	CR3213-4-02	3-11	6
CCR264SS-3-3	3-8	41	CR3213-4-02	3-6.1	160
CCR264SS-3-3	5-8	25	CR3213-4-02	5-5	22

# ENSTROM TH-28/480 SERIES ILLUSTRATED PARTS CATALOG

## PART NUMBER INDEX

Part Number	Figure	Item	Part Number	Figure	Item
CR3213-4-02	5-6	28	DE110963-1	10-1	35
CR3213-4-02	6-3	–	DEU-9P	10-1	33
CR3213-4-02	9-4	15	DEU-9S	10-1	36
CR3213-4-02	9-14	73	DT-370-MOMF-5	7-9	26
CR3213-4-02	App A	–	DU08	App A	–
CR3213-4-03	3-10	18	DU-08	App A	–
CR3213-4-03	4-4	21	E-18STPA	3-6	410
CR3213-4-03	5-14	40	E-18STPA	3-6	840
CR3213-4-03	6-3	–	E9000-10	6-1	14
CR3213-4-03	9-14	73	E9002-1	11-1	11
CR3213-4-04	3-6.2	10	E9002-2	11-1	12
CR3213-4-2	App A	–	EA9309NA	3-10	–
CR3213-5-02	9-4	17	EA9309NA	5-2	400
CR3213-5-03	5-2	720	EA9359	5-11	300
CR3213-5-03	9-1	29	EA9394	10-23.1	–
CR3213-5-04	9-4	–	EA9394	5-2	850
CR3213-6-03	App A	–	EC-776	5-2	840
CR3213-6-3	4-2	26	ECD001-11	8-7	13
CR3213-6-3	App A	–	ECD001-13	8-7	13
CR3214-4-02	5-3	–	ECD001-15	8-7	13
CR3214-4-02	5-4	–	ECD002-13	8-7	15
CR3523-6-05	9-1	7	ECD009-11	9-11	3
CR3523-6-5	9-1	7	ECD013-11	9-12	8
CR3523-6-5	9-1	7	ECD014-11	7-6	9
CR3523-6-5	9-1	7	ECD014-11	7-6.1	8
CR91484-4-( )	3-3	20	ECD015-11	7-10	7
CRWI14809	7-1	130	ECD016-11	9-15	9
CRWI14809	App A	–	ECD030-11	9-12	–
CTJ122E25E	10-36	8	ECD030-11	9-15	–
D-436-37	10-23.1	–	ECD034-11	9-3	13
D110277	10-1	37	ECD050-11	3-12	8
D110278	10-1	34	ECD050-11	3-16	15
D1250	4-4	3	ECD050-11	3-22	340
D4-AJW4-35	6-11	21	ECD050-11	9-15	34
D4-AJW4-35	6-12	23	ECD050-11	9-15	36
D4-GA4-250	6-11	22	ECD050-15	9-12	23
D4-GA4-250	6-12	24	ECD050-19	9-13	19

# ENSTROM TH-28/480 SERIES ILLUSTRATED PARTS CATALOG

## PART NUMBER INDEX

Part Number	Figure	Item	Part Number	Figure	Item
ECD050-25	9-8	10	ECD4032-3	3-5	10
ECD066-1	9-3	3	ECD4032-7	3-6.2	70
ECD075-13	10-16	1	ECD4034-1	6-9	45
ECD075-13	10-18	9	ECD4034-3	6-9	44
ECD075-15	10-16	1	ECD4034-5	6-9	46
ECD075-15	10-18	9	ECD4034-7	6-9	43
ECD084-1	8-3	25	ECD4034-9	6-9	47
ECD091-1	8-5	20	ECD4035-1	10-1	11
ECD092-1	8-1	240	ECD4035-1	10-2	11
ECD092-1	8-1	370	ECD4035-1	10-3	11
ECD092-1	8-2	27	ECD4035-5	10-4	11
ECD092-3	8-2	40	ECD4036-150	5-3	5
ECD093-11	11-5	100	ECD4036-150	5-4	5
ECD093-11	5-11	280	ECD4037-11	5-1	130
ECD093-11	5-8	–	ECD4037-11	5-4	22
ECD093-11	6-5	–	ECD4037-3	5-4	23
ECD111-11	7-9	–	ECD4038-3	10-2	9
ECD115-11	5-13	560	ECD4038-3	10-3	9
ECD115-15	5-13	30	ECD4038-4	10-2	9
ECD115-17	5-13	500	ECD4038-4	10-3	9
ECD4000-11	7-3	33	ECD4038-5	10-4	9
ECD4011-13	6-10	6	ECD4039-1	10-25	6
ECD4014-11	7-1	160	ECD4039-1	10-26	7
ECD4014-11	7-1.1	13	ECD4039-3	10-25	6
ECD4015-11	7-1	30	ECD4039-3	10-26	12
ECD4016-11	7-1	90	ECD4040-1	10-1	10
ECD4017-11	7-2	7	ECD4040-1	10-2	10
ECD4017-11	7-2	7	ECD4040-1	10-3	10
ECD4019-1	3-14	–	ECD4040-5	10-4	10
ECD4019-3	3-14	–	ECD4041-1	10-1	12
ECD4019-5	3-14	–	ECD4041-1	10-2	12
ECD4020-11	9-8	28	ECD4041-7	10-3	12
ECD4024-1	7-4	24	ECD4041-7	10-4	12
ECD4024-1	7-5	27	ECD4041-9	10-4	12
ECD4025-1	7-10	14	ECD4042-1	10-1	6
ECD4031-11	9-3	23	ECD4042-1	10-2	6
ECD4031-13	9-3	23	ECD4042-1	10-3	6

# ENSTROM TH-28/480 SERIES ILLUSTRATED PARTS CATALOG

## PART NUMBER INDEX

Part Number	Figure	Item	Part Number	Figure	Item
ECD4042-7	10-4	6	ECD4056-3	7-5	5
ECD4043-1	10-1	8	ECD4056-5	7-4	5
ECD4043-1	10-2	8	ECD4056-5	7-5	5
ECD4043-4	10-2	8	ECD4057-11	4-2	25
ECD4043-4	10-3	8	ECD4057-13	4-2	25
ECD4043-5	10-3	8	ECD4057-15	4-2	25
ECD4043-7	10-4	8	ECD4059-3	10-1	20
ECD4044-1	10-1	7	ECD4059-3	10-2	20
ECD4044-1	10-2	7	ECD4059-3	10-3	20
ECD4044-4	10-3	7	ECD4059-5	10-3	20
ECD4044-5	10-4	7	ECD4059-5	10-4	20
ECD4046-1	5-15	80	ECD4060-11	9-7.1	18
ECD4046-1	5-7	9	ECD4060-11	9-7.2	18
ECD4049-11	5-1	30	ECD4060-15	9-7.1	18
ECD4049-11	5-1.1	30	ECD4061-1	3-16	10
ECD4049-13	5-1	110	ECD4061-1	3-22	320
ECD4049-13	5-1.1	110	ECD4064-13	6-3	29
ECD4050-1	10-2	2	ECD4066-1	6-3	7
ECD4050-1	10-3	2	ECD4066-2	6-3	8
ECD4050-1	10-4	2	ECD4066-3	6-3	7
ECD4052-4	10-3	8	ECD4066-4	6-3	8
ECD4052-5	10-3	8	ECD4069-1	7-9	1
ECD4053-1	10-1	1	ECD4072-1	10-18	23
ECD4053-1	10-2	1	ECD4074-1	6-9	1
ECD4053-3	10-2	1	ECD4074-5	6-9	1
ECD4053-4	10-2	1	ECD4078-1	10-4	20
ECD4053-5	10-2	1	ECD4078-X	10-4	20
ECD4053-5	10-3	1	ECD4079-1	10-18	38
ECD4053-6	10-3	1	ECD4079-1	10-23.1	10
ECD4053-6	10-4	1	ECD4080-11	6-1	91
ECD4053-7	10-3	1	ECD4089-11	10-35	–
ECD4053-7	10-4	1	ECD4089-11	3-21	230
ECD4054-3	10-2	8	ECD4089-11	3-22	–
ECD4054-3	10-3	8	ECD4089-13	3-22	–
ECD4056-1	7-4	5	ECD4089-15	10-35	–
ECD4056-1	7-5	5	ECD4089-15	3-21	260
ECD4056-3	7-4	5	ECD4089-17	5-14	80

# ENSTROM TH-28/480 SERIES ILLUSTRATED PARTS CATALOG

## PART NUMBER INDEX

Part Number	Figure	Item	Part Number	Figure	Item
ECD4089-23	3-18	–	G06DU	9-9	16
ECD4089-23	3-18	–	G08DU	6-6	6
ECD4089-23	3-21	235	G08DU	App A	–
ECD4089-23	3-23	280	G2-0032	9-1	36
ECD4089-25	3-21	255	G-641	10-14	1
ECD4089-25	3-23	290	GA4-250	3-2	–
ECD4092-1	5-1.1	160	GA4-250	3-2	–
ECD4092-3	5-13	1130	GA4-250	3-2	–
ECD4093-1	10-4	27	GA4-250	3-2	–
ECD4094-1	6-6	1	GA4-250	3-2	–
ECD4097-1	5-13	-870	GA4-250	6-11	22
ECD4097-3	5-13	-880	GA4-250	6-12	24
ECD4098-11	5-13	540	GB-910	9-13	2
ECD4099-1	5-13	760	GCSG 501-2	App A	–
ELP30-28-03	11-6	220	GCSG501-2	10-18	1
ELP30-2803-281	11-6	220	GCSG501-2	App A	–
ELR07-2800WB-2	11-6	200	GEE62FR-C	10-19	–
ELR17-2800WB-2	11-6	200	GF-5500-88	5-3	21
ES49026-8	11-1	4	GF-5500-88	5-4	27
ESS-64204	3-21	290	H1637Z3	7-10	10
F12NE4717-054	9-15	21	H1637Z3	8-1	360
F12NE-4753-02	9-14	28	H1637Z3	8-2	39
F12-NE-4753-048	9-13	7	H1637Z3	9-12	12
F12-NE-4753-054	9-13	17	H1641Z3	8-1	290
F12NE-4753-080	8-6	8	H1641Z3	8-3	20
F22NA1-02	10-12	2	H1641Z3	9-11	6
F22NA1-02	10-13	11	H1641Z3	9-13	3
F22NA1-62	10-28	2	H1911Z3	7-4	9
F22NA17A-02	11-2	18	H1911Z3	7-6	14
F22NKM62	3-4	50	H1911Z3	7-6.1	13
FIT-221V-1/8	6-9	58	H1911Z3	8-1	350
FIT-221V-3/32	10-36	–	HD6158510090030	App A	–
FLX200120003208	6-1	104	HD6158-510-090-030	10-10	4
FN22M-624	7-7	4	HD6158-510-090-030	App A	–
FN22M-624	8-6	4	HD6158-510-090-030H	10-10	4
FN22M-624	App A	–	HFLVV3M	6-8	9
FN-22M-624	App A	–	HFLVV3M	7-3	15

# ENSTROM TH-28/480 SERIES ILLUSTRATED PARTS CATALOG

## PART NUMBER INDEX

Part Number	Figure	Item	Part Number	Figure	Item
HFLVV3M	App A	–	HMLVV-5M	App A	–
HFLVV-3M	App A	–	HMVV3M	6-6	5
HFVV3M	3-6	270	HMVV3M	6-6	18
HFVV3M	3-6	560	HMVV3M	6-7	1
HFVV3M	3-6	710	HMVV3M	6-7	10
HFVV3M	7-3	13	HMVV3M	6-8	4
HFVV3M	App A	–	HMVV3M	App A	–
HFVV-3M	App A	–	HMVV-3M	App A	–
HGVV3M	App A	–	HMVV4M	6-8	17
HGVV-3M	App A	–	HMVV4M	9-14	4
HL18PB5-2	9-8	34	HMVV4M	9-14	9
HL18PB5-3	9-5	12	HMVV4M	9-2	20
HL18PB70-5-5	3-8	2	HMVV4M	9-5	2
HL70-5	9-5	13	HMVV4M	9-5	18
HL70-5	9-8	35	HMVV4M	App A	–
HM3M	6-7	1	HMVV-4M	App A	–
HM3M	6-7	10	HMVV5M	9-5	–
HM3M	App A	–	HMVV5M	App A	–
HM-3M	App A	–	HMVV-5M	App A	–
HML3M	6-7	5	HP-1003	7-9	23
HML3M	6-7	6	HPF1260-6-58	8-6	1
HML3M	App A	–	HS-99338	3-6	–525
HML-3M	App A	–	HS-99338	3-6	–645
HMLVV3M	6-6	16	HS-99338	3-6	–775
HMLVV3M	6-7	5	HS-99417	3-6	530
HMLVV3M	6-7	6	HS-99417	3-6	650
HMLVV3M	App A	–	HS-99417	3-6	780
HMLVV-3M	App A	–	HV79-13	5-8	12
HMLVV4M	9-14	7	ILT1.5IM	10-36	11
HMLVV4M	9-14	12	ILT1M-M	10-36	10
HMLVV4M	9-2	22	ILT2S-M	10-24.1	–
HMLVV4M	9-5	4	ILT2S-M	10-24.2	–
HMLVV4M	9-5	20	ILT2S-M	10-36	12
HMLVV4M	App A	–	IPT-20RT1-1000	App A	–
HMLVV-4M	App A	–	IPT-20RT1-1000-150G	10-20	2
HMLVV5M	9-5	–	IPT-20RT1-1000-150G	App A	–
HMLVV5M	App A	–	J-3459-8	9-3	7

# ENSTROM TH-28/480 SERIES ILLUSTRATED PARTS CATALOG

## PART NUMBER INDEX

Part Number	Figure	Item	Part Number	Figure	Item
JC-D4N-300L	6-7.1	7	LDF-5-157	9-5	28
JC-D4N-300L	6-7.3	10	LED-41-11-HE-39062	10-4	19
J-D4N-300M	10-16	–	LHMS-S5-D	10-27	17
JE-1	10-23	8	LHMS-S5-D	10-36	16
JE-1	6-1	88	LHSSE-5	9-12	–
K010-0406	7-8	39	LSP1351-08	7-5	8
K010-0406	7-8.1	35	LR3-40-17-HE-81041	10-4	18
K010406	6-9	9	LR3-40-17-HE-81042	10-4	17
K10712	7-9	–	LR3-40-17-HE-81043	10-4	16
K1AN	App A	–	LW12878-4S-260	5-5	29
K1A-N	11-5	40	LW12878-4S-260	5-6	35
K1A-N	6-5	14	LWB-22-6-58	8-6	1
K203RA	7-9	25	M1270	7-5	8
K94RA	7-11	11	M12883/41-14	10-16	–
KA1-N	App A	–	M22759/16-22-9	10-23.1	–
KN500B1/8	10-1	30	M25988-1-113	5-13	590
KN500B1/8	10-2	30	M25988-1-326	5-13	530
KN500B1/8	10-7	11	M25988/1-906	7-1	210
KN500B1/8	10-8	11	M25988/1-906	7-1.1	170
KN500B1/8	10-9	12	M39029/22-192	10-1	–
KN500B1/8	10-9	12	M39029/22-192	10-2	–
KN500B1/8	App A	–	M39029/22-192	10-3	–
KN500B-1/8	App A	–	M39029/22-192	10-4	–
KN700B1/4	11-6	210	M39029/22-192	10-4	–
KUP-5D55-24	10-18	33	M39029/22-192	10-4	–
KXD-X9N	10-18	15	M39029/22-192	10-4	–
L-14X	8-4	–	M39029/89-498	10-26	–
L-18X	8-3	6	M39029/89-501	10-26	–
L47N-600-3	9-1	28	M39029/92-536	6-7.3	30
L47N-600-3	9-14	60	M45913/2-4CG5C	3-5	20
L58D-G24-W	10-4	25	M45913/2-4CG5C	3-6.2	50
L58D-Y24-W	10-3	23	M5594/1-3	10-1	25
L58D-Y24-W	10-4	25	M81934/1-08C012	9-12	30
L-7X	8-4	–	M83248/1-008	7-11	12
LCB	10-24.1	–	M83248/1-011	7-8	–
LCB	10-36	–	M83248/1-011	7-9	–
LDF-5-157	9-2	61	M83248/1032	App A	–

# ENSTROM TH-28/480 SERIES ILLUSTRATED PARTS CATALOG

## PART NUMBER INDEX

Part Number	Figure	Item	Part Number	Figure	Item
M83248/1-032	8-2	45	MS171531	3-17	35
M83248/1-032	App A	–	MS171535	3-17	5
M83248/1-138	6-9	36	MS17825-3	9-14	28
M83248/1-911	7-8	16	MS17825-4	9-13	7
M83248/1-911	7-8.1	13	MS17825-4	9-15	32
M83536/10-024M	10-16	–	MS17825-5	9-13	17
M83536/2-024L	10-18	33	MS17826-3	6-6	11
M83536/33-003L	10-18	34	MS17826-3	6-7	14
MAC-VR	10-18	11	MS17826-3	6-7	19
MB542DD	9-1	3	MS17826-3	6-8	7
MB542DD	9-1	3	MS17826-3	9-6	37
MB542DD	9-1	3	MS17826-3	9-7.1	30
MCI-06-01	3-17	32	MS17826-4	6-8	21
MM-46-70	7-9	–	MS17826-4	9-10	5
MOBIL 1 75-90	App A	–	MS17826-4	9-14	17
MOBIL 1 75W-90	App A	–	MS17826-4	9-2	5
MOBIL 1 LS 75W-90	App A	–	MS17826-4	9-5	9
MS1042-08	6-4	7	MS17826-4	9-8	24
MS1083N08	7-3	29	MS17826-5	9-5	25
MS14101-6	9-1	12	MS17826-6	9-1	34
MS14103-4	9-12	–	MS17987C409	9-14	59
MS14104-6	9-1	12	MS18066-25	3-6	90
MS15001-1	8-1	290	MS18066-69	6-7	21
MS16555-27	8-3	17	MS18066-69	6-7.2	18
MS16562-196	6-7.2	14	MS18066-8	3-6	090
MS16562-211	9-3	–	MS18066-8	3-6	300
MS16562-213	9-3	40	MS20002C4	7-3	10
MS16562-215	8-4	2	MS20002C4	App A	–
MS16562-216	3-6	100	MS20002-C4	App A	–
MS16562-218	3-19	5	MS20002C6	3-1	120
MS16562-222	5-8	50	MS20002C6	3-1	200
MS16562-232	5-8	44	MS20002-C6	3-7	3
MS16562-232	5-8	85	MS20006H12	3-1	190
MS16998-10L	9-4	–	MS20006H12	3-7	4
MS16998-46	3-8	13	MS20006H14	3-1	110
MS171527	3-17	20	MS20006H14	3-7	2
MS171531	3-17	18	MS20073-0304	App A	–

# ENSTROM TH-28/480 SERIES ILLUSTRATED PARTS CATALOG

## PART NUMBER INDEX

Part Number	Figure	Item	Part Number	Figure	Item
MS20073-03-04	App A	–	MS20426AD3-3	10-13	34
MS20074-03-04	9-10	15	MS20426AD3-3	10-18	–
MS20074-05-06	8-3	53	MS20426AD3-3	10-18	5
MS20074-05-12	8-3	54	MS20426AD3-3	10-28	3
MS20074-05-16	8-3	51	MS20426AD3-3	11-2	19
MS20074-05-17	8-3	50	MS20426AD3-3	3-13	25
MS20074-05-23	8-3	48	MS20426AD3-3	3-2	–
MS20253-P2	3-13	–	MS20426AD3-3	3-2	–
MS20253-P2	3-13	–	MS20426AD3-3	3-2	–
MS20253-P2	3-13	–	MS20426AD3-3	3-2	–
MS20253-P2	3-13	–	MS20426AD3-3	4-5	–
MS20253-P2	3-2	32	MS20426AD3-3	4-5	–
MS20364-1032A	9-9	7	MS20426AD3-3	5-8	3
MS20364-428	3-16	17	MS20426AD3-3	5-8	29
MS20364-428	3-22	330	MS20426AD3-3	5-8	70
MS20392-1C11	6-7.2	4	MS20426AD3-3	6-12	–
MS20392-1C9	6-7.2	4	MS20426AD3-3	6-2	6
MS20392-2C17	3-6.1	80	MS20426AD3-3.5	6-12	–
MS20392-2C31	6-1	84	MS20426AD3-4	10-28	3
MS20426A3-3	6-3	–	MS20426AD3-4	10-29	70
MS20426A3-3	6-3	–	MS20426AD3-4	10-29	250
MS20426A3-3	6-3	–	MS20426AD3-4	11-5	150
MS20426A3-3	6-3	–	MS20426AD3-4	3-19	8
MS20426A3-3	6-3	–	MS20426AD3-4	3-2	–
MS20426A3-3	6-11	14	MS20426AD3-4	3-2	–
MS20426A3-3	6-12	15	MS20426AD3-4	3-2	–
MS20426A3-4	11-5	150	MS20426AD3-4	3-2	–
MS20426A3-4	3-13	–	MS20426AD3-4	3-2	–
MS20426A3-4	3-13	–	MS20426AD3-4	3-8	24
MS20426A3-4	3-13	–	MS20426AD3-5	3-8	18
MS20426A3-4	3-2	–	MS20426AD3-5	3-9	14
MS20426A3-4	3-2	–	MS20426AD3-5	6-11	19
MS20426A3-5	10-29	240	MS20426AD3-5	6-12	21
MS20426A5-4	3-19	3	MS20426AD3-5	9-14	32
MS20426AD3-2	6-9	28	MS20426AD3-6	10-28	4
MS20426AD3-3	10-12	3	MS20426AD3-6	3-13	34
MS20426AD3-3	10-12	8	MS20426AD3-7	3-13	32

# ENSTROM TH-28/480 SERIES ILLUSTRATED PARTS CATALOG

## PART NUMBER INDEX

Part Number	Figure	Item	Part Number	Figure	Item
MS20426AD4-4	10-13	3	MS20470AD4-4	11-2	3
MS20426AD4-4	11-4	17	MS20470AD4-4	3-2	–
MS20426AD4-4	3-2	–	MS20470AD4-4	3-2	–
MS20426AD4-6	3-2	–	MS20470AD4-4	3-6.1	340
MS20426AD4-6	3-2	–	MS20470AD4-4	5-2	600
MS20426AD4-8	3-6.2	40	MS20470AD4-6	3-19	6
MS20427M3-3	6-1.1	–	MS20470AD4-12-5	6-7	–
MS20427M3-3	6-1.1	–	MS20470AD4-12-5	6-7	–
MS20427M3-3	6-1.1	–	MS20470AD5-4	9-14	66
MS20427M3-3	6-1.1	–	MS20470AD5-7	3-8	2
MS20427M3-3	6-1.1	–	MS20500-428	3-12	9
MS20427M3-3	6-1.1	–	MS20500-524	6-1	57
MS20427M3-3	6-1.1	–	MS20500-524	6-1	95
MS20427M3-3	6-1.1	–	MS20604AD4W( )	3-3	20
MS20470A3-3	3-2	–	MS20615-3M2	6-1.1	–
MS20470A3-3	6-1.1	120	MS20615-3M4	10-28	13
MS20470A3-3	6-1.1	320	MS20615-3M4	10-29	210
MS20470A3-4	10-29	190	MS20813-1	4-4	–
MS20470A3-4	3-2	–	MS20819-4D	10-33	–
MS20470A3-4	3-2	–	MS20819-4D	6-3	62
MS20470A3-4	6-2	6	MS20822-4D	5-8	9
MS20470A4-4	5-2	600	MS20822-4D	6-3	57
MS20470AD3-3	3-13	–	MS20822-4D	7-9	28
MS20470AD3-3	3-13	–	MS20822-4J	7-9	11
MS20470AD3-3	3-13	17	MS20822-6D	7-8	10
MS20470AD3-3	3-19	–	MS20822-6D	7-8.1	7
MS20470AD3-3	4-5	–	MS20823-4D	5-8	51
MS20470AD3-3	4-5	–	MS20823-4D	5-8	89
MS20470AD3-3	4-5	–	MS20913-1	5-12	210
MS20470AD3-3	4-5	–	MS20995C20	5-8	–
MS20470AD3-4	3-2	–	MS20995C20	5-1	–
MS20470AD3-4	3-2	–	MS20995C25	5-1.1	–
MS20470AD3-4	8-3	–	MS20995C25	5-12	170
MS20470AD4-2	3-2	–	MS20995C25	5-13	840
MS20470AD4-3	11-2	3	MS20995C25	9-12	–
MS20470AD4-3	3-19	12	MS20995C25	9-2	–
MS20470AD4-3	3-5	40	MS20995-C25	6-7.1	6

# ENSTROM TH-28/480 SERIES ILLUSTRATED PARTS CATALOG

## PART NUMBER INDEX

Part Number	Figure	Item	Part Number	Figure	Item
MS20995-C25	7-1.1	–	MS21042-3	9-1	22
MS20995C32	11-2	–	MS21042-3	9-10	9
MS20995C32	11-2	–	MS21042-3	9-2	44
MS20995C32	3-1	100	MS21042-3	9-2	54
MS20995C32	3-1	180	MS21042-3	9-4	9
MS20995C32	3-7	11	MS21042-3	9-4	22
MS20995C32	5-7	–	MS21042-3	9-8	4
MS20995C32	6-9	57	MS21042-4	10-24.1	18
MS20995C32	7-10	–	MS21042-4	3-12	5
MS20995C32	7-8	–	MS21042-4	9-8	11
MS20995C32	7-8.1	–	MS21042-6	3-1	230
MS20995C32	7-9	–	MS21042-6	3-1	380
MS20995-C32	App A	–	MS21042-6	4-1	18
MS20995C41	7-6	–	MS21043-3	7-1.1	120
MS20995C41	7-6.1	–	MS21043-4	10-18	–
MS20995C41	7-10	–	MS21043-4	6-1	19
MS21042-08	10-24.1	5	MS21043-4	7-1	270
MS21042-08	3-3	18	MS21044N06	10-4	–
MS21042-08	5-12	260	MS21044N06	4-4	13
MS21042-08	5-12	310	MS21044N08	9-14	62
MS21042-08	5-13	110	MS21044N3	10-13	27
MS21042-08	5-5	18	MS21044N3	3-10	9
MS21042-08	5-5	51	MS21044N3	3-19	16
MS21042-08	6-1	82	MS21044N3	3-8	9
MS21042-08	6-1	109	MS21044N3	3-9	11
MS21042-08	6-3	32	MS21044N3	4-4	20
MS21042-3	10-22	15	MS21044N3	4-6	14
MS21042-3	11-1	31	MS21044N3	5-12	50
MS21042-3	3-14	–	MS21044N3	5-13	800
MS21042-3	3-6.1	220	MS21044N3	6-10	12
MS21042-3	3-6.1	250	MS21044N3	6-10	17
MS21042-3	5-13	340	MS21044N3	6-9	42
MS21042-3	6-1	35	MS21044N3	6-9	6
MS21042-3	6-1.1	420	MS21044N3	7-3	22
MS21042-3	6-13	10	MS21044N3	9-2	48
MS21042-3	6-14	5	MS21044N3	9-2	58
MS21042-3	6-3	27	MS21044N4	3-6	110

# ENSTROM TH-28/480 SERIES ILLUSTRATED PARTS CATALOG

## PART NUMBER INDEX

Part Number	Figure	Item	Part Number	Figure	Item
MS21044N4	3-6.1	140	MS21078-3	3-2	–
MS21044N4	3-9	4	MS21080-06	3-8	23
MS21044N4	4-1	12	MS21080-08	11-2	18
MS21044N4	4-1	31	MS21080-08K	3-2	–
MS21044N4	4-2	10	MS21080-3	10-13	12
MS21044N4	6-10	26	MS21080-3	11-2	18
MS21044N4	6-9	39	MS21080-3	3-9	13
MS21044N4	7-8.2	80	MS21081-3	3-8	17
MS21044N5	4-1	28	MS21083N06	3-22	290
MS21044N5	4-1	9	MS21083N08	10-33	9
MS21044N5	4-2	14	MS21083N08	11-1	19
MS21044N5	4-3	8	MS21083N08	11-1	39
MS21044N5	4-4	25	MS21083N08	11-5	290
MS21044N5	7-4	28	MS21083N08	5-13	490
MS21044N5	7-5	31	MS21083N08	5-2	460
MS21044N5	7-6	5	MS21083N08	6-1	76
MS21044N5	7-6	5	MS21083N08	6-3	56
MS21044N5	7-6	5	MS21083N08	6-4	18
MS21044N5	7-6.1	5	MS21083N08	6-4	7
MS21044N5	8-1	160	MS21083N08	6-9	52
MS21044N5	8-2	16	MS21083N12	8-3	40
MS21044N6	4-3	4	MS21083N3	10-13	16
MS21044N6	7-6	22	MS21083N3	10-13	20
MS21044N6	7-6.1	21	MS21083N3	10-13	23
MS21044N6	8-3	57	MS21083N3	3-12	15
MS21059-08	5-8	69	MS21083N3	3-17	12
MS21061L3	5-1	–	MS21083N3	3-18	47
MS21061L3	5-1.1	–	MS21083N3	3-23	570
MS21061L3	6-3	44	MS21083N3	3-8	44
MS21075L3N	5-1	–	MS21083N3	5-2	110
MS21075L3N	5-1.1	–	MS21083N3	5-2	150
MS21075L3N	6-9	27	MS21083N3	5-2	190
MS21075L4	9-14	31	MS21083N3	5-2	250
MS21078-06	3-8	23	MS21083N3	5-2	710
MS21078-08K	4-5	–	MS21083N3	5-2	770
MS21078-08K	4-5	–	MS21083N3	5-2	800
MS21078-3	3-13	24	MS21083N3	5-2	830

# ENSTROM TH-28/480 SERIES ILLUSTRATED PARTS CATALOG

## PART NUMBER INDEX

Part Number	Figure	Item	Part Number	Figure	Item
MS21083N3	6-1	79	MS21919F4	5-11	120
MS21083N3	6-10	5	MS21919WCJ12	5-13	240
MS21083N3	6-10	5	MS21919WCJ12	5-5	54
MS21083N3	6-11	26	MS21919WCJ12	6-4	27
MS21083N3	6-12	28	MS21919WCJ14	10-22	4
MS21083N3	7-9	6	MS21919WCJ14	5-13	60
MS21083N3	8-3	–	MS21919WCJ14	5-5	14
MS21083N5	7-5	31	MS21919WCJ14	6-3	53
MS21083N4	3-10	13	MS21919WCJ16	10-22	5
MS21083N4	3-18	26	MS21919WCJ16	5-13	250
MS21083N4	3-23	410	MS21919WCJ16	5-5	15
MS21083N4	4-1	23	MS21919WCJ16	6-4	26
MS21083N4	4-1	5	MS21919WCJ18	5-13	70
MS21083N4	4-2	24	MS21919WCJ18	5-5	20
MS21083N4	5-2	300	MS21919WCJ3	6-4	20
MS21083N5	4-4	28	MS21919WCJ4	5-11	120
MS21083N6	3-1	330	MS21919WCJ4	6-3	52
MS21083N6	3-17	24	MS21919WCJ6	6-1.1	134
MS21083N6	4-1	35	MS21919WCJ6	6-4	28
MS21083N6	4-2	21	MS21919WCJ8	5-13	390
MS21083N6	8-3	45	MS21919WCJ8	5-5	26
MS21240-08C12	9-12	30	MS21919WCJ8	5-5	47
MS21240-08C12	App A	–	MS21919WCJ8	9-2	46
MS21240-08C-12	App A	–	MS21919WCJ8	9-2	56
MS21250-06-048	7-7	1	MS21919WDF14	5-6	14
MS21251-B3L	9-14	33	MS21919WDG14	6-4	27
MS21251-B3S	9-14	33	MS21919WDG16	6-4	26
MS21255-3LS	9-14	35	MS21919WDG3	6-4	20
MS21255-3RS	9-14	34	MS21919WDG3	7-1.1	80
MS21256-1	9-14	36	MS21919WDG4	11-5	310
MS21256-2	9-14	36	MS21919WDG6	6-4	28
MS21299C6	8-6	2	MS21919WF10	5-5	30
MS21428-42	9-1	3	MS21919WF10	5-6	36
MS21428-42	9-1	3	MS21919WF12	10-22	10
MS21428-44	9-4	12	MS21919WF12	10-24.1	2
MS21571-2S	10-17	17	MS21919WF12	11-1	15
MS21919F14	5-9	13	MS21919WF-12	5-12	230

# ENSTROM TH-28/480 SERIES ILLUSTRATED PARTS CATALOG

## PART NUMBER INDEX

Part Number	Figure	Item	Part Number	Figure	Item
MS21919WF14	10-22	10	MS24665-1013	6-3	65
MS21919WF14	10-24	2	MS24665-1013	9-13	8
MS21919WF14	5-6	20	MS24665-1013	9-14	18
MS21919WF14	6-9	49	MS24665-1013	9-15	33
MS21919WF16	10-20	4	MS24665-105	6-8	8
MS21919WF16	10-22	10	MS24665-151	10-33	4
MS21919WF16	10-24	8	MS24665-151	11-5	200
MS21919WF16	10-24.1	3	MS24665-151	3-2	–
MS21919WF16	11-1	16	MS24665-151	5-9	7
MS21919WF16	5-5	15	MS24665-151	6-1	86
MS21919WF16	5-6	21	MS24665-151	6-8	25
MS21919WF16	6-1	27	MS24665-151	9-13	27
MS21919WF-16	5-12	280	MS24665-151	9-15	22
MS21919WF18	5-6	26	MS24665-151	9-8	25
MS21919WF18	6-9	48	MS24665-152	3-6.1	90
MS21919WF-18	5-12	290	MS24665-153	5-9	7
MS21919WF4	11-1	28	MS24665-153	6-6	12
MS21919WF4	5-10	6	MS24665-153	6-7	15
MS21919WF4	5-5	39	MS24665-153	6-7	20
MS21919WF4	5-6	32	MS24665-153	9-11	10
MS21919WF8	10-20	3	MS24665-153	9-2	6
MS21919WF8	10-22	10	MS24665-153	9-5	10
MS21919WF8	10-24	3	MS24665-153	9-6	38
MS21919WF8	10-24.1	14	MS24665-153	9-7.1	31
MS21919WF8	11-1	22	MS24665-153	9-8	36
MS21919WF8	9-2	46	MS24665-155	9-15	14
MS21919WF8	9-2	56	MS24665-300	9-1	35
MS2191WCJ8	6-1	106	MS24665-300	9-12	28
MS24523-21	10-1	26	MS24665-300	9-14	43
MS24524-31	10-9	1	MS24665-302	5-8	61
MS24524-31	10-9	1	MS24665-302	9-12	34
MS24525-31	10-1	21	MS24665-323	9-14	54
MS24525-31	10-2	21	MS24665-357	9-14	67
MS24525-31	10-3	21	MS24665-389	9-14	67
MS24525-31	10-4	21	MS24665-88	6-8	8
MS24566-2B	9-14	39	MS24677-49	8-3	53
MS24665-1010	6-7.2	6	MS24677-52	8-3	49

# ENSTROM TH-28/480 SERIES ILLUSTRATED PARTS CATALOG

## PART NUMBER INDEX

Part Number	Figure	Item	Part Number	Figure	Item
MS24677-52	8-3	54	MS24693-BB52	10-4	–
MS246935287FLTH	8-3	–	MS24693-BB52	10-4	–
MS24693BB52	App A	–	MS24693-BB52	10-4	–
MS24693-BB52	10-1	–	MS24693-BB52	App A	–
MS24693-BB52	10-1	–	MS24693S24	App A	–
MS24693-BB52	10-1	–	MS24693-S24	10-36	2
MS24693-BB52	10-1	–	MS24693-S24	10-37	20
MS24693-BB52	10-1	–	MS24693-S24	10-4	24
MS24693-BB52	10-1	–	MS24693-S24	3-8	29
MS24693-BB52	10-2	–	MS24693-S24	App A	–
MS24693-BB52	10-2	–	MS24693-S27	3-22	310
MS24693-BB52	10-2	–	MS24693-S27	3-8	28
MS24693-BB52	10-2	–	MS24693-S272	3-19	14
MS24693-BB52	10-2	–	MS24693-S273	3-6.1	270
MS24693-BB52	10-2	–	MS24693S275	App A	–
MS24693-BB52	10-2	–	MS24693-S275	10-17	31
MS24693-BB52	10-2	–	MS24693-S275	App A	–
MS24693-BB52	10-2	–	MS24693-S287	8-3	–
MS24693-BB52	10-2	–	MS24693-S294	5-1.1	90
MS24693-BB52	10-2	–	MS24693-S48	6-5	5
MS24693-BB52	10-2	–	MS24693-S48	6-5	6
MS24693-BB52	10-3	–	MS24693-S50	9-7.1	8
MS24693-BB52	10-3	–	MS24693-S50	9-7.1	10
MS24693-BB52	10-3	–	MS24693-S50	9-7.2	8
MS24693-BB52	10-3	–	MS24693-S50	9-7.2	10
MS24693-BB52	10-3	–	MS24693-S51	3-2	–
MS24693-BB52	10-3	–	MS24694-47	3-6	490
MS24693-BB52	10-3	–	MS24694-51	3-21	–
MS24693-BB52	10-3	–	MS24694-51	3-6	250
MS24693-BB52	10-3	–	MS24694-51	3-6	440
MS24693-BB52	10-3	–	MS24694-51	3-6	520
MS24693-BB52	10-3	–	MS24694-51	3-6	900
MS24693-BB52	10-4	–	MS24694-S103	5-13	1160
MS24693-BB52	10-4	–	MS24694-S11	6-5	16
MS24693-BB52	10-4	–	MS24694-S13	11-1	46
MS24693-BB52	10-4	–	MS24694-S301	5-2	290
MS24693-BB52	10-4	–	MS24694-S49	10-13	18

# ENSTROM TH-28/480 SERIES ILLUSTRATED PARTS CATALOG

## PART NUMBER INDEX

Part Number	Figure	Item	Part Number	Figure	Item
MS24694-S5	4-5	–	MS25182-2	10-12	21
MS24694-S5	4-5	–	MS25182-2	10-13	31
MS24694-S52	3-6.1	230	MS25182-2	10-15	4
MS24694S51	5-1	–	MS25226-6-4	10-18	–
MS24694S51	5-1.1	–	MS26574-1	10-16	18
MS24694S51	App A	–	MS26574-1	10-16	19
MS24694-S51	3-21	–	MS26574-10	10-2	28
MS24694-S51	3-15	11	MS26574-10	10-5	4
MS24694-S51	3-6	250	MS26574-10	10-6	4
MS24694-S51	3-6	900	MS26574-2	10-16	18
MS24694-S51	App A	–	MS26574-2	10-16	18
MS24694S54	App A	–	MS26574-2	10-5	1
MS24694-S54	10-12	10	MS26574-2	10-6	1
MS24694-S54	10-13	14	MS26574-3	10-5	2
MS24694-S54	App A	–	MS26574-3	10-6	2
MS24694S55	App A	–	MS26574-5	10-16	19
MS24694-S55	10-16	5	MS26574-5	10-5	3
MS24694-S55	App A	–	MS26574-5	10-6	3
MS24694S56	App A	–	MS27039-0806	10-18	39
MS24694-S56	10-16	15	MS27039-0806	10-23.1	20
MS24694-S56	5-2	90	MS27039-0806	6-2	8
MS24694-S56	App A	–	MS27039-0807	5-13	600
MS24694S58	App A	–	MS27039-0807	6-2	3
MS24694-S58	3-15	10	MS27039-0807	6-8	22
MS24694-S58	5-2	755	MS27039-0808	11-5	300
MS24694-S58	10-13	14	MS27039-0808	3-2	22
MS24694-S58	App A	–	MS27039-1-06	6-3	6
MS24694-S7	11-5	110	MS27039-1-07	10-17	24
MS24694-S7	6-5	12	MS27039-1-07	6-2	8
MS24694S94	App A	–	MS27039-1-07	6-3	3
MS24694-S94	5-1	90	MS27039-1-07	6-3	9
MS24694-S94	App A	–	MS27039-1-07	6-3	9
MS24694S95	App A	–	MS27039-1-08	10-17	2
MS24694-S95	5-13	1000	MS27039-1-08	11-6	20
MS24694-S95	5-4	21	MS27039-1-08	3-19	10
MS24694-S95	App A	–	MS27039-1-08	3-2	24
MS24694-S99	5-13	1090	MS27039-1-08	3-21	–

# ENSTROM TH-28/480 SERIES ILLUSTRATED PARTS CATALOG

## PART NUMBER INDEX

Part Number	Figure	Item	Part Number	Figure	Item
MS27039-1-08	3-21	292	MS27473E16B99S	10-4	—
MS27039-1-08	3-6.1	200	MS27473E16B99SA	10-4	—
MS27039-1-08	5-11	260	MS27473E16B99SB	10-4	—
MS27039-1-08	5-8	22	MS27473E16B99SC	10-4	—
MS27039-1-08	5-8	54	MS27488-16	10-4	—
MS27039-1-08	5-8	90	MS27488-16	10-4	—
MS27039-1-08	6-11	6	MS27488-16	10-4	—
MS27039-1-08	6-12	6	MS27488-16	10-4	—
MS27039-1-09	10-16	13	MS27488-16	10-4	—
MS27039-1-09	10-16	21	MS27488-20	10-26	—
MS27039-1-09	10-33	14	MS27488-20	10-4	—
MS27039-1-09	3-17	13	MS27488-20	10-4	—
MS27039-1-09	3-6.1	270	MS27488-20	10-4	—
MS27039-1-09	5-2	780	MS27488-20	10-4	—
MS27039-1-09	5-2	810	MS27488-20	10-4	—
MS27039-1-10	6-3	2	MS27488-20	10-4	—
MS27039-1-10	6-3	37	MS27488-20	10-4	—
MS27039-1-10	6-3	39	MS27506B14-2	10-26	—
MS27039-1-11	10-16	2	MS27506B14-2	10-4	—
MS27039-1-11	10-16	9	MS27506B14-2	10-4	—
MS27039-1-11	10-17	10	MS27506B14-2	10-4	—
MS27039-1-11	10-18	24	MS27506B16-2	10-4	—
MS27039-1-11	3-12	12	MS27506B16-2	10-4	—
MS27039-1-11	3-17	14	MS27506B16-2	10-4	—
MS27039-1-11	5-2	690	MS27506B16-2	10-4	—
MS27039-1-12	6-3	42	MS27641-6	9-1	12
MS27039-1-14	6-11	8	MS27641-6	9-1	12
MS27039-1-14	6-12	8	MS27641-6	9-1	12
MS27039-1-16	3-15	7	MS27718-22-1	9-6	27
MS27039-1-16	5-2	750	MS27718-22-1	9-7.1	12
MS27039-1-17	3-14	—	MS27718-22-1	9-7.2	12
MS27129-8	5-14	60	MS28034-3	6-9	7
MS27212-3-4	10-18	—	MS28042-1A	10-1	—
MS27473E14B15S	10-4	—	MS28042-1A	10-1	—
MS27473E14B15SB	10-4	—	MS28042-1A	10-1	—
MS27473E14B18S	10-26	—	MS28042-1A	10-1	—
MS27473E14B18SA	10-4	—	MS28042-1A	10-1	—

# ENSTROM TH-28/480 SERIES ILLUSTRATED PARTS CATALOG

## PART NUMBER INDEX

Part Number	Figure	Item	Part Number	Figure	Item
MS28042-1A	10-1	–	MS28775-018	7-11	4
MS28042-1A	10-2	–	MS28775-020	5-8	10
MS28042-1A	10-2	–	MS28775-024	8-2	21
MS28042-1A	10-2	–	MS28775-029	7-9	21
MS28042-1A	10-2	–	MS28775-111	9-15	37
MS28042-1A	10-2	–	MS28775-113	5-8	11
MS28042-1A	10-2	–	MS28775-113	7-11	8
MS28042-1A	10-2	–	MS28775-131	4-4	15
MS28042-1A	10-2	–	MS28775-218	4-4	5
MS28042-1A	10-2	–	MS28775-233	5-1.1	150
MS28042-1A	10-26	–	MS28775-233	5-13	1140
MS28042-1A	10-3	–	MS28778-10	6-1	6
MS28042-1A	10-3	–	MS28778-10	6-9	20
MS28042-1A	10-3	–	MS28778-10	7-8	–
MS28042-1A	10-3	–	MS28778-10	7-8.1	–
MS28042-1A	10-3	–	MS28778-12	5-12	340
MS28042-1A	10-3	–	MS28778-12	5-15	-120
MS28042-1A	10-3	–	MS28778-12	5-7	13
MS28042-1A	10-3	–	MS28778-12	6-1	44
MS28042-1A	10-4	–	MS28778-12	6-9	16
MS28042-1A	10-4	–	MS28778-12	6-9	22
MS28042-1A	10-4	–	MS28778-2	7-11	6
MS28042-1A	10-4	–	MS28778-3	7-11	2
MS28042-1A	10-4	–	MS28778-3	7-8	33
MS28042-1A	10-4	–	MS28778-4	6-9	8
MS28042-1A	10-4	–	MS28778-4	6-9	25
MS28042-2A	10-2	–	MS28778-4	7-8	23
MS28042-2A	10-2	–	MS28778-4	7-8	33
MS28042-2A	10-2	–	MS28778-4	7-8.1	20
MS28042-2A	10-3	–	MS28778-4	7-8.1	30
MS28042-2A	10-3	–	MS28778-4	7-9	13
MS28042-2A	10-3	–	MS28778-6	6-4	–
MS28042-2A	10-4	–	MS28778-6	6-9	14
MS28775-008	7-11	12	MS28778-6	7-9	27
MS28775-013	7-9	–	MS28778-8	6-1	2
MS28775-014	5-8	20	MS28778-8	6-1	4
MS28775-015	4-4	30	MS28778-8	6-1	12

# ENSTROM TH-28/480 SERIES ILLUSTRATED PARTS CATALOG

## PART NUMBER INDEX

Part Number	Figure	Item	Part Number	Figure	Item
MS28778-8	6-9	12	MS3126F12-10S	10-2	–
MS28778-8	6-9	18	MS3126F12-10S	10-2	–
MS28778-8	7-8	16	MS3126F12-10S	10-2	–
MS28778-8	7-8.1	13	MS3126F12-10S	10-23.1	–
MS28778-8	7-9	–	MS3126F12-10S	10-3	–
MS28889-2	4-4	29	MS3126F12-10S	10-3	–
MS29512-04	5-12	–	MS3126F12-10S	10-4	–
MS29512-4	6-1	26	MS3126F14-15S	10-25	9
MS29513-010	5-8	53	MS3126F14-15S	10-26	10
MS29513-012	5-15	30	MS3187A20	10-23.1	–
MS29513-012	5-7	2	MS33737-16C	10-3	–
MS29513-017	5-15	70	MS33737-16C	10-3	–
MS29513-017	5-7	8	MS33737-16C	10-4	–
MS29513-020	5-8	35	MS33737-16C	10-4	–
MS29513-020	5-8	76	MS3417-14C	10-22	3
MS29513-110	5-7	2	MS3420-4	5-12	180
MS29513-116	5-7	6	MS3456KT14S-5S	10-22	2
MS29561-226	6-9	–	MS3476L20-16S	10-18	–
MS3106F12-10S	10-1	–	MS35190-251	5-14	70
MS3106F12-10S	10-2	–	MS35206-203	11-4	3
MS3106F12-10S	10-3	–	MS35206-211	9-3	–
MS3106F12-10S	10-3	–	MS35206-225	9-6	18
MS3106F12-10SW	10-1	–	MS35206-225	9-6	32
MS3106F12-10SW	10-2	–	MS35206-225	9-7	18
MS3106F12-10SW	10-3	–	MS35206-225	9-7	26
MS3115-10A	10-12	7	MS35206-225	9-7.1	24
MS3115-10A	10-13	4	MS35206-225	9-7.2	24
MS3116F8-33S	10-27	16	MS35206-227	10-4	–
MS3126F10-6S	10-12	23	MS35206-228	11-6	150
MS3126F10-6S	10-13	33	MS35206-228	5-13	410
MS3126F10-6S	10-15	3	MS35206-228	5-13	1170
MS3126F10-6S	10-2	–	MS35206-230	11-5	210
MS3126F10-6S	10-2	–	MS35206-230	3-22	210
MS3126F10-6S	10-3	–	MS35206-232	11-5	250
MS3126F12-10S	10-1	–	MS35206-243	11-1	42
MS3126F12-10S	10-18	40	MS35206-243	6-1.1	–
MS3126F12-10S	10-2	–	MS35206-244	10-30	2

# ENSTROM TH-28/480 SERIES ILLUSTRATED PARTS CATALOG

## PART NUMBER INDEX

Part Number	Figure	Item	Part Number	Figure	Item
MS35206-244	11-1	37	MS35207-263	10-19	3
MS35206-244	11-2	10	MS35207-263	10-23	5
MS35206-244	11-2	26	MS35207-263	10-25	8
MS35206-244	5-5	48	MS35207-263	10-26	9
MS35206-244	9-7.1	23	MS35207-263	6-12	6
MS35206-244	9-7.2	23	MS35207-265	5-4	28
MS35206-245	11-1	17	MS35214-15	9-7.1	19
MS35206-245	3-2	–	MS35214-15	9-7.2	19
MS35206-245	3-2	–	MS35214-15	10-4	–
MS35206-245	5-11	200	MS35214-40	10-4	40
MS35206-245	5-8	88	MS35214-41	10-4	36
MS35206-245	6-1	81	MS35214-44	10-26	14
MS35206-245	6-1	108	MS35215-58	10-1	–
MS35206-245	6-12	9	MS35215-58	10-1	–
MS35206-245	6-3	54	MS35215-58	10-1	–
MS35206-245	6-4	19	MS35215-58	10-1	–
MS35206-245	6-4	5	MS35215-58	10-1	–
MS35206-246	10-24.1	4	MS35215-58	10-1	–
MS35206-246	3-2	–	MS35215-58	10-2	–
MS35206-246	3-2	–	MS35215-58	10-2	–
MS35206-246	3-2	–	MS35215-58	10-2	–
MS35206-246	3-2	–	MS35215-58	10-2	–
MS35206-246	5-11	30	MS35215-58	10-2	–
MS35206-246	5-12	250	MS35215-58	10-2	–
MS35206-246	5-13	80	MS35215-58	10-2	–
MS35206-246	5-5	16	MS35215-58	10-2	–
MS35206-246	5-5	52	MS35215-58	10-2	–
MS35206-246	6-3	30	MS35215-58	10-2	–
MS35206-246	6-4	14	MS35215-58	10-2	–
MS35206-247	5-12	300	MS35215-58	10-2	–
MS35206-247	5-13	90	MS35215-58	10-26	13
MS35206-247	6-1	29	MS35215-58	10-3	–
MS35206-248	7-3	27	MS35215-58	10-3	–
MS35206-321	10-23	11	MS35215-58	10-3	–
MS35206-325	6-8	15	MS35215-58	10-3	–
MS35207-225	10-33	17	MS35215-58	10-3	–
MS35207-245	6-1	63	MS35215-58	10-3	–

# ENSTROM TH-28/480 SERIES ILLUSTRATED PARTS CATALOG

## PART NUMBER INDEX

Part Number	Figure	Item	Part Number	Figure	Item
MS35215-58	10-3	–	MS35338-42	5-11	140
MS35215-58	10-3	–	MS35338-42	6-1	32
MS35215-58	10-3	–	MS35338-42	6-1	74
MS35215-58	10-3	–	MS35338-42	6-1.1	–
MS35215-58	10-3	–	MS35338-99	10-4	38
MS35215-58	10-4	–	MS35489-10	3-2	–
MS35215-58	10-4	–	MS35489-10	3-2	–
MS35215-58	10-4	–	MS35489-10	3-2	–
MS35215-58	10-4	–	MS35489-10	5-12	140
MS35215-58	10-4	–	MS35489-14	3-2	–
MS35215-58	10-4	–	MS35489-14	3-2	–
MS35215-58	10-4	–	MS35489-14	5-5	11
MS35215-58	10-4	–	MS35489-14	5-5	36
MS35265-15	7-9	–	MS35489-14	5-6	17
MS35333-38	5-13	1220	MS35489-14	7-7	7
MS35333-40	10-33	–	MS35489-15	7-7	6
MS35333-40	10-38	50	MS35489-17	3-2	–
MS35333-40	11-1	25	MS35489-17	3-2	–
MS35333-40	11-3	–	MS35489-18	10-13	30
MS35333-40	11-5	260	MS35489-20	3-2	–
MS35333-40	3-2	–	MS35489-20	3-8	35
MS35333-40	3-2	–	MS35489-20	5-5	37
MS35333-40	5-5	53	MS35489-20	5-6	43
MS35333-41	10-33	–	MS35489-4	10-24.2	7
MS35333-42	3-6.2	–	MS35489-6	10-21	3
MS35333-44	5-13	300	MS35489-7	5-6	42
MS35333-44	5-9	9	MS35489-7	7-7	7
MS35333-75	6-4	11	MS35490-1	10-4	42
MS35338-136	10-33	–	MS35649-2314	6-4	12
MS35338-139	10-17	7	MS35649-262	10-24.1	8
MS35338-244	5-5	50	MS35649-262	5-13	1200
MS35338-41	10-24.1	10	MS35649-262	5-13	1240
MS35338-41	5-13	1190	MS35649-282	10-24.1	5
MS35338-41	5-13	1230	MS35649-282	10-38	100
MS35338-42	10-38	90	MS35649-282	5-11	60
MS35338-42	5-11	40	MS35649-282	5-11	110
MS35338-42	5-11	90	MS35649-282	5-11	160

# ENSTROM TH-28/480 SERIES ILLUSTRATED PARTS CATALOG

## PART NUMBER INDEX

Part Number	Figure	Item	Part Number	Figure	Item
MS35649-282	6-1	31	MS51922-1	3-6.2	50
MS35649-282	6-1	82	MS51957-26	10-36	5
MS35649-282	6-1.1	–	MS51957-26	10-37	40
MS35649-282	6-4	15	MS51957-26	11-6	–
MS35649-282	9-12	39	MS51957-26	11-6	–
MS35649-286	10-4	39	MS51957-26	11-6	–
MS35769-11	7-8	4	MS51958-26	10-33	17
MS35769-11	7-9	24	MS5198-26	10-33	14
MS35769-6	7-8	6	MS9101-03	6-1	28
MS35769-6	7-8.1	3	MS9135-01	6-1	55
MS35769-9	7-11	10	MS995C32	App A	–
MS35842-13	7-9	–	MTP5S-E6-C	5-12	240
MS51521B8S	11-1	5	MTP-J-F	10-25	–
MS51521B8S	6-1	–	MTP-J-F	10-25	–
MS51525-6-4	7-9	11	MTP-J-F	10-26	–
MS51525B3S	7-1.1	220	MTP-J-F	10-26	–
MS51525B4S	7-8	24	MTP-J-M	10-25	10
MS51525B4S	7-8.1	21	MTP-J-M	10-26	11
MS51525B4S	7-9	16	N5000-175-PP	7-11	20
MS51527A65	6-4	38	N5000-187-S-PP	7-10	8
MS51527A6S	6-4	1	N5000-187-S-PP	7-2	8
MS51527A-6S	6-3	10	N5000-187-S-PP	7-2	8
MS51527B3S	7-1.1	240	N5000-206-PP	7-11	15
MS51527B4S	7-9	16	N5000-268-S-PP	7-1	100
MS51844-83	9-14	38	N5000-62-PP	9-3	6
MS51861-14	11-5	190	N5000-87-PP	9-3	14
MS51861-24	4-2	–	N5002-100	8-7	10
MS51861-34	4-5	–	N5002-125-PP	9-11	4
MS51861-34	4-5	–	N5002-268-PP	9-15	10
MS51861-34	4-5	–	N5002-354-S-PP	7-6	13
MS51861-34	4-5	–	N5002-354-S-PP	7-6.1	12
MS51861-35	4-2	–	N5100-118	6-10	7
MS51861-35	4-5	–	N5100-137-S-PP	7-1	110
MS51861-35	4-5	–	N5100-137-S-PP	7-1.1	18
MS51862-14	3-22	270	N5100-78-S-PP	7-1	300
MS51862-14	6-1.1	400	N5100-98-S-PP	7-2	9
MS51922-1	3-5	20	N5100-98-S-PP	7-2	9

# ENSTROM TH-28/480 SERIES ILLUSTRATED PARTS CATALOG

## PART NUMBER INDEX

Part Number	Figure	Item	Part Number	Figure	Item
N5108-56-PP	9-3	20	NAS1103-11	3-17	8
NAJ1-02BC	3-13	24	NAS1104-9D	9-2	7
NAJ1-02BC	3-2	–	NAS1149BN832H	10-4	37
NAJ1-62	3-8	23	NAS1149C0332R	6-1	80
NAJ1-82	5-8	2	NAS1149C0332R	6-6	23
NAJ1-82	5-8	28	NAS1149C0332R	6-8	6
NAJ1-82	5-8	69	NAS1149C0363R	3-4	140
NAJ1-82	6-12	–	NAS1149C0363R	3-4	200
NAJ1-82-BC	10-28	17	NAS1149C0363R	6-8	24
NAS 6203-17H	9-10	7	NAS1149C0432R	3-18	34
NAS1024N08K	4-5	–	NAS1149C0432R	3-23	490
NAS1024N08K	4-5	–	NAS1149C0432R	6-1	20
NAS1033A3	10-13	5	NAS1149C0432R	6-8	20
NAS1068-4	9-14	31	NAS1149C0432R	7-1	260
NAS1068A3	10-18	4	NAS1149C0432R	9-15	36
NAS1068A3	3-2	26	NAS1149C0463R	5-1.1	270
NAS1068A3	5-2	480	NAS1149C0463R	5-13	1110
NAS1068A3	5-2	520	NAS1149C0463R	9-15	36
NAS1068A3	6-3	43	NAS1149C0463R	9-15	40
NAS1068A3	6-3	48	NAS1149C0563R	6-1	56
NAS1068-A3	5-8	24	NAS1149C0563R	7-5	29
NAS1068-A3	5-8	56	NAS1149C0632R	3-17	27
NAS1068-A3	5-8	92	NAS1149C0632R	3-17	33
NAS1068-A3	6-9	27	NAS1149C1290R	8-3	39
NAS1068A4	10-18	–	NAS1149D0316H	10-33	–
NAS1096-2-10	5-8	5	NAS1149D0316H	3-2	–
NAS1096-2-10	5-8	31	NAS1149D0316H	3-2	25
NAS1096-2-10	5-8	72	NAS1149D0316H	3-21	–
NAS1096-2-8	5-8	72	NAS1149D0316H	3-9	10A
NAS1097AD3-3	6-12	15	NAS1149D0316H	6-8	18
NAS1097AD3-3	6-9	28	NAS1149D0316H	9-4	21
NAS1097AD3-4	11-2	19	NAS1149D0316H	9-4	7
NAS1097AD3-5	3-18	–	NAS1149D0316J	3-17	9
NAS1097AD3-5	5-14	20	NAS1149D0316J	3-6.1	210
NAS1097AD4-4	10-13	3	NAS1149D0316J	3-6.1	240
NAS1101-08-6	6-11	5	NAS1149D0316J	3-8	22
NAS1101-08-6	6-12	5	NAS1149D0316J	5-13	770

# ENSTROM TH-28/480 SERIES ILLUSTRATED PARTS CATALOG

## PART NUMBER INDEX

Part Number	Figure	Item	Part Number	Figure	Item
NAS1149D0316J	5-13	860	NAS1149DN832H	8-3	36
NAS1149D0363H	10-33	–	NAS1149DN832H	8-3	4
NAS1149D0363H	10-33	–	NAS1149F0332P	10-13	19
NAS1149D0363H	11-2	16	NAS1149F0332P	10-22	14
NAS1149D0363H	11-2	31	NAS1149F0332P	11-1	30
NAS1149D0363H	5-13	790	NAS1149F0332P	3-12	13
NAS1149D0363H	6-8	18	NAS1149F0332P	3-19	15
NAS1149D0363H	6-9	30	NAS1149F0332P	3-8	8
NAS1149D0363H	9-1	21	NAS1149F0332P	3-9	10
NAS1149D0363J	10-13	15	NAS1149F0332P	4-2	28
NAS1149D0363J	6-1.1	415	NAS1149F0332P	4-4	19
NAS1149D0363J	7-3	3	NAS1149F0332P	5-13	380
NAS1149D0416H	11-5	220	NAS1149F0332P	5-2	100
NAS1149D0416H	5-1.1	50	NAS1149F0332P	5-2	140
NAS1149D0416H	9-14	15	NAS1149F0332P	5-2	180
NAS1149D0416H	9-2	4	NAS1149F0332P	5-2	240
NAS1149D0463H	11-5	16	NAS1149F0332P	5-5	57
NAS1149D0463H	11-5	230	NAS1149F0332P	6-10	10
NAS1149D0463H	6-9	38	NAS1149F0332P	6-10	14
NAS1149D0463H	9-14	15	NAS1149F0332P	6-10	16
NAS1149D0463H	9-14	16	NAS1149F0332P	6-10	20
NAS1149D0463H	9-2	8	NAS1149F0332P	6-11	25
NAS1149D0463J	3-16	12	NAS1149F0332P	6-11	7
NAS1149D0463J	3-22	–	NAS1149F0332P	6-12	7
NAS1149D0463J	7-6	17	NAS1149F0332P	6-6	10
NAS1149D0463J	7-6.1	16	NAS1149F0332P	6-9	4
NAS1149D0563H	8-1	30	NAS1149F0332P	6-9	32
NAS1149D0563H	8-2	3	NAS1149F0332P	7-1.1	110
NAS1149D0563H	8-3	52	NAS1149F0332P	7-3	18
NAS1149D0616H	9-1	33	NAS1149F0332P	7-9	5
NAS1149D0663H	8-3	44	NAS1149F0332P	8-3	31
NAS1149D0663H	9-1	32	NAS1149F0332P	9-12	37
NAS1149DN816H	10-33	8	NAS1149F0332P	9-14	26
NAS1149DN816J	7-3	28	NAS1149F0332P	9-14	41
NAS1149DN816J	8-1	190	NAS1149F0332P	9-15	5
NAS1149DN816J	8-2	18	NAS1149F0332P	9-2	43
NAS1149DN832H	3-2	23	NAS1149F0332P	9-2	53

# ENSTROM TH-28/480 SERIES ILLUSTRATED PARTS CATALOG

## PART NUMBER INDEX

Part Number	Figure	Item	Part Number	Figure	Item
NAS1149F0332P	9-4	31	NAS1149F0432P	3-6.1	130
NAS1149F0332P	9-7.1	29	NAS1149F0432P	3-9	3
NAS1149F0363P	10-13	22	NAS1149F0432P	4-1	11
NAS1149F0363P	10-13	26	NAS1149F0432P	4-1	30
NAS1149F0363P	3-10	7	NAS1149F0432P	4-2	9
NAS1149F0363P	3-12	14	NAS1149F0432P	5-1.1	140
NAS1149F0363P	3-18	23	NAS1149F0432P	5-13	830
NAS1149F0363P	3-18	46	NAS1149F0432P	5-13	1040
NAS1149F0363P	3-23	430	NAS1149F0432P	5-2	310
NAS1149F0363P	3-8	16	NAS1149F0432P	6-1	20
NAS1149F0363P	4-6	13	NAS1149F0432P	6-10	24
NAS1149F0363P	5-12	40	NAS1149F0432P	7-8.2	75
NAS1149F0363P	5-13	330	NAS1149F0432P	9-12	16
NAS1149F0363P	5-2	700	NAS1149F0432P	9-13	6
NAS1149F0363P	5-2	760	NAS1149F0432P	9-15	29
NAS1149F0363P	5-2	790	NAS1149F0432P	9-2	2
NAS1149F0363P	5-2	820	NAS1149F0463P	3-8	4
NAS1149F0363P	5-8	91	NAS1149F0463P	3-18	32
NAS1149F0363P	6-1	36	NAS1149F0463P	3-18	42
NAS1149F0363P	6-1	85	NAS1149F0463P	3-23	370
NAS1149F0363P	6-10	16	NAS1149F0463P	4-1	22
NAS1149F0363P	6-10	4	NAS1149F0463P	4-1	4
NAS1149F0363P	6-10	4	NAS1149F0463P	4-2	11
NAS1149F0363P	6-1.1	430	NAS1149F0463P	4-6	3
NAS1149F0363P	6-2	9	NAS1149F0463P	5-12	90
NAS1149F0363P	6-9	4	NAS1149F0463P	6-10	24
NAS1149F0363P	7-3	34	NAS1149F0463P	8-5	16
NAS1149F0363P	7-9	5	NAS1149F0463P	9-13	25
NAS1149F0363P	8-3	30	NAS1149F0463P	9-15	31
NAS1149F0363P	9-14	41A	NAS1149F0532P	4-3	7
NAS1149F0363P	9-14	46	NAS1149F0532P	4-4	23
NAS1149F0432P	3-8	4	NAS1149F0532P	4-3	9
NAS1149F0432P	3-8	12	NAS1149F0532P	6-1	92
NAS1149F0432P	3-10	11	NAS1149F0532P	6-1	94
NAS1149F0432P	3-12	4	NAS1149F0532P	7-2	12
NAS1149F0432P	3-16	16	NAS1149F0532P	8-1	60
NAS1149F0432P	3-22	250	NAS1149F0532P	8-2	6

# ENSTROM TH-28/480 SERIES ILLUSTRATED PARTS CATALOG

## PART NUMBER INDEX

Part Number	Figure	Item	Part Number	Figure	Item
NAS1149F0532P	9-13	26	NAS1149F0863P	6-1	39
NAS1149F0532P	9-15	20	NAS1149F0963P	6-3	15
NAS1149F0563	9-13	21	NAS1149F0963P	6-4	32
NAS1149F0563P	3-10	19	NAS1149FN316P	3-2	—
NAS1149F0563P	4-1	27	NAS1149FN616P	10-24.1	9
NAS1149F0563P	4-1	8	NAS1149FN616P	10-4	—
NAS1149F0563P	4-2	13	NAS1149FN616P	3-22	280
NAS1149F0563P	4-2	18	NAS1149FN616P	5-13	420
NAS1149F0563P	4-6	6	NAS1149FN616P	5-13	1180
NAS1149F0563P	6-1	94	NAS1149FN632P	4-4	12
NAS1149F0563P	6-1	102	NAS1149FN632P	5-13	430
NAS1149F0563P	7-6	4	NAS1149FN816P	10-24.1	6
NAS1149F0563P	7-6	4	NAS1149FN816P	10-38	80
NAS1149F0563P	7-6	4	NAS1149FN816P	11-1	18
NAS1149F0563P	7-6.1	4	NAS1149FN816P	11-5	280
NAS1149F0563P	8-1	60	NAS1149FN816P	3-2	—
NAS1149F0563P	8-2	6	NAS1149FN816P	3-2	—
NAS1149F0632P	4-3	5	NAS1149FN816P	3-2	—
NAS1149F0632P	9-11	21	NAS1149FN816P	3-2	—
NAS1149F0632P	9-12	21	NAS1149FN816P	3-2	—
NAS1149F0663P	3-1	220	NAS1149FN816P	5-13	100
NAS1149F0663P	3-1	320	NAS1149FN816P	5-2	450
NAS1149F0663P	3-1	350	NAS1149FN816P	5-5	17
NAS1149F0663P	3-1	370	NAS1149FN816P	5-5	49
NAS1149F0663P	3-1	400	NAS1149FN816P	5-8	74
NAS1149F0663P	3-18	5	NAS1149FN816P	6-1	33
NAS1149F0663P	3-18	14	NAS1149FN816P	6-1.1	—
NAS1149F0663P	3-23	100	NAS1149FN816P	6-1.1	240
NAS1149F0663P	4-1	14	NAS1149FN816P	6-12	10
NAS1149F0663P	4-2	20	NAS1149FN816P	6-3	55
NAS1149F0663P	4-3	3	NAS1149FN816P	6-4	16
NAS1149F0663P	7-6	21	NAS1149FN816P	6-4	6
NAS1149F0663P	7-6.1	20	NAS1149FN816P	6-9	51
NAS1149F0663P	9-12	26	NAS1149FN816P	9-14	64
NAS1149F0732P	9-11	8	NAS1149FN832P	11-1	38
NAS1149F0763P	5-2	420	NAS1149FN832P	11-2	13
NAS1149F0863P	5-13	290	NAS1149FN832P	11-2	29

# ENSTROM TH-28/480 SERIES ILLUSTRATED PARTS CATALOG

## PART NUMBER INDEX

Part Number	Figure	Item	Part Number	Figure	Item
NAS1149FN832P	5-11	50	NAS1612-2	7-5	9
NAS1149FN832P	5-11	100	NAS1612-2	8-5	25
NAS1149FN832P	5-11	150	NAS1612-2	App A	–
NAS1149FN832P	5-12	320	NAS1612-2A	7-1	230
NAS1149FN832P	5-13	480	NAS1612-2A	7-5	9
NAS1149FN832P	6-1	75	NAS1612-2A	8-2	33
NAS1149FN832P	6-1	110	NAS1612-2A	8-5	25
NAS1149FN832P	6-2	9	NAS1612-2A	App A	–
NAS1149FN832P	6-3	31	NAS1612-8	7-5	6
NAS1149FN832P	6-4	17	NAS1612-8	App A	–
NAS1149FN832P	8-1	340	NAS1612-8A	7-5	6
NAS1149FN832P	8-2	38	NAS1612-8A	App A	–
NAS1204-40D	9-2	13	NAS1833-08-500	10-23.1	30
NAS1306-8	3-1	210	NAS1833-3-500	5-2	120
NAS1351-3H32	7-9	22	NAS1833-3-500	5-2	210
NAS1351-3-8P	5-13	550	NAS1833-3-500	5-2	280
NAS1351-4-20P	3-8	13	NAS1833-3-500	5-2	370
NAS1351C3H8	10-18	2	NAS1834A3-500	5-2	730
NAS1351C3H8	10-19	–	NAS1834A3K500	5-3	735
NAS1352-08H6	5-8	79	NAS1922-0050-3	5-13	170
NAS144DH-10	7-3	8	NAS1922-0100-3	5-13	580
NAS144DH-12	7-3	9	NAS1922-0100-3	5-5	4
NAS146DH-22	3-1	190	NAS1922-0150-3	4-5	–
NAS146DH-22	3-7	4	NAS1922-0150-3	4-5	–
NAS146DH-24	3-1	110	NAS1922-0150-3	4-5	–
NAS146DH-24	3-7	2	NAS1922-0150-3	4-5	–
NAS1474-A3	6-3	45	NAS1922-0150-3	4-5	–
NAS1474-A3	6-3	47	NAS1922-0150-3	4-5	–
NAS1515H3L	5-13	780	NAS1922-0175-3	4-5	–
NAS1523-4E	7-8.2	60	NAS1922-0175-3	4-5	–
NAS1611-025	8-5	4	NAS1922-0175-3	4-5	–
NAS1611-025	8-5	11	NAS1922-0175-3	4-5	–
NAS1611-029	8-3	14	NAS1922-0175-3	4-5	–
NAS1611-133	8-3	15	NAS1922-0175-3	4-5	–
NAS1611-137	8-5	15	NAS1922-0200-3	5-13	520
NAS1612-10	7-8.1	–	NAS1922-0225-3	5-5	10
NAS1612-10	8-5	24	NAS1922-0275-3	7-1.1	60

# ENSTROM TH-28/480 SERIES ILLUSTRATED PARTS CATALOG

## PART NUMBER INDEX

Part Number	Figure	Item	Part Number	Figure	Item
NAS1922-0350-3	6-2	11	NAS6204-14D	9-2	38
NAS1922-0700-3	6-3	20	NAS6204-16D	9-14	20
NAS1922-0925-3	6-3	21	NAS6204-16D	9-2	30
NAS1922-100-3	6-1	47	NAS6204-21D	9-2	10
NAS428K4-10	9-14	29	NAS6204-22	3-16	13
NAS428K4A10	9-14	29	NAS6204-26D	9-14	19
NAS509-12	6-1	103	NAS6204-26D	9-2	31
NAS509-12	7-4	23	NAS6204-46D	9-5	16
NAS509-12	7-5	26	NAS6204-5	3-16	11
NAS509-8	8-5	19	NAS6204-5	3-22	–
NAS559-3	8-5	18	NAS6204-9	3-12	3
NAS617-2	10-26	–	NAS6204-9D	9-14	14
NAS617-3	6-1	10	NAS6205-12D	9-5	23
NAS617-5	6-1	8	NAS6205-4H	6-1	101
NAS620-10	6-12	27	NAS6206-23D	9-1	30
NAS620-10	6-9	32	NAS6206-24D	9-1	30
NAS6203-10D	6-6	21	NAS6206-32D	9-12	20
NAS6203-13D	6-7	16	NAS6206-58	3-1	390
NAS6203-14D	6-6	9	NAS6206-58	4-1	13
NAS6203-14D	6-7	11	NAS620-6L	9-4	–
NAS6203-14D	9-7.1	28	NAS626-58	8-6	1
NAS6203-2	9-1	20	NAS6603-1	10-13	21
NAS6203-27	9-8	1	NAS6603-1	6-3	33
NAS6203-38	9-8	12	NAS6603-1	9-2	47
NAS6203-6	9-2	42	NAS6603-1	9-2	57
NAS6203-6	9-2	52	NAS6603-10	6-1.1	410
NAS6203-6	9-4	6	NAS6603-12	10-13	25
NAS6203-7D	6-8	5	NAS6603-12	4-4	18
NAS6203-8D	6-8	23	NAS6603-12	6-10	19B
NAS6203-9D	6-6	13	NAS6603-12	9-4	30
NAS6203-9D	9-6	39	NAS6603-14	8-3	29
NAS6203-9D	9-7.1	32	NAS6603-2	3-8	15
NAS6204-11D	6-8	19	NAS6603-4	3-23	560
NAS6204-11D	9-2	1	NAS6603-4	4-2	26
NAS6204-11D	9-2	59	NAS6603-4	6-10	19A
NAS6204-11D	9-8	22	NAS6603-4	6-3	23
NAS6204-12D	9-5	6	NAS6603-4	6-9	33

# ENSTROM TH-28/480 SERIES ILLUSTRATED PARTS CATALOG

## PART NUMBER INDEX

Part Number	Figure	Item	Part Number	Figure	Item
NAS6603-4	7-9	7	NAS6604-9	3-8	3
NAS6603-6	6-9	3	NAS6604D15	9-15	28
NAS6603-6	7-9	4	NAS6604D15	9-15	38
NAS6603-8	6-10	13	NAS6604H1	9-12	17
NAS6603-8	6-9	29	NAS6604H19	8-5	28
NAS6603-8	7-9	4	NAS6604H2	5-1.1	130
NAS66032	3-23	440	NAS6604H2	5-13	1030
NAS66032	6-11	24	NAS6604H5	5-13	820
NAS66032	6-12	26	NAS6604H9	8-5	17
NAS66032	6-9	3	NAS6605-15	6-1	93
NAS66032	6-9	31	NAS6605-19	4-2	12
NAS66032	9-4	32	NAS6605-21	4-4	24
NAS6603D14	9-14	25	NAS6605-52	4-1	26
NAS6603D4	6-10	9	NAS6605-52	4-1	7
NAS6603D4	9-14	45	NAS6605-56	4-1	33
NAS6603D6	9-14	40	NAS6606-29	4-2	19
NAS6603H2	9-12	36	NAS6606-8	3-1	210
NAS6604-13	3-16	9	NAS686A06K	10-28	2
NAS6604-13	3-22	240	NAS686A06K	10-29	60
NAS6604-17	3-22	350	NAS686A06K	10-29	260
NAS6604-17	4-1	10	NAS686A08K	10-28	17
NAS6604-17	4-1	29	NAS686A08K	3-2	–
NAS6604-23	3-12	7	NAS686A08K	3-2	–
NAS6604-23	3-16	13	NAS686A08K	6-12	–
NAS6604-23	3-23	510	NAS686A08K	6-2	5
NAS6604-25	3-12	7	NAS686A3K	3-13	24
NAS6604-27	6-9	37	NAS686-A08K	6-1.1	–
NAS6604-29	6-9	41	NAS73-3E108	3-10	8
NAS6604-3	3-23	450	NAS73-4E002	9-14	24
NAS6604-48	4-2	8	NAS73-4E003	9-2	3
NAS6604-5	3-23	520	NAS73-4E004	9-14	27
NAS6604-50	4-1	24	NAS73-4E004	9-5	7
NAS6604-50	4-1	3	NAS73-5E003	9-5	26
NAS6604-56	4-1	21	NAS75-4-006	9-2	60
NAS6604-56	4-2	22	NAS75-6-010	4-1	16
NAS6604-7	6-10	23	NAS77-6-012	4-1	15
NAS6604-9	3-23	390	NAS77A6-007	3-10	3

# ENSTROM TH-28/480 SERIES ILLUSTRATED PARTS CATALOG

## PART NUMBER INDEX

Part Number	Figure	Item	Part Number	Figure	Item
NK500-8-5	9-3	30	P261P-S1AS3CB1K	10-8	10
NK-500-8R5	8-1	180	P261P-S1AS3CB1K	10-9	11
NK-500-8R5	8-2	48	P4-900054	9-6	28
NK500-8R6	App A	–	P4-900054	9-7.1	13
NK-500-8R6	5-8	16	P4-900054	9-7.2	13
NK-500-8R6	8-1	170	PACMO-APZ21N	10-4	28
NK-500-8R6	8-3	35	PAI700	10-1	13
NK-500-8R6	App A	–	PAI700	10-2	13
NK500-8R8	App A	–	PAI700	10-3	13
NK-500-8R8	8-2	17	PAI700	10-4	13
NK-500-8R8	App A	–	PCS111A	App A	–
NK-510-10R10	8-1	280	PCS-111A	10-24	1
NK-510-10R10	8-2	31	PCS-111A	10-24.1	1
NP500-8R5	8-1	180	PCS-111A	10-24.2	3
NP500-8R5	8-2	48	PCS-111A	App A	–
NP500-8R6	App A	–	PGZF0A0180	8-5	9
NP-500-8R6	App A	–	PK 86XZ-8-8	6-1	22
NP500-8R8	8-2	17	PLB2S-CO	7-8	40
NP500-8R8	8-3	3	PLB2S-CO	7-8.1	36
NP500-8R8	App A	–	PLB3S-CO	9-7.1	35
NP-500-8R8	App A	–	PLB3S-CO	9-7.2	28
NP510-10R10	8-1	280	PLT.7M-MO	10-24.2	9
NP510-10R10	8-2	31	PLT1M-C71	6-1.1	145
NP5-4A	3-10	5	PLT2S	9-2	–
NP5-6A	3-10	5	PLT2S-CO	10-24.2	11
NPN	3-6.2	60	PLT4S-CO	11-4	11
NPN	5-9	6	PLT4S-CO	11-5	320
NPS24694S5	9-6	13	PR1425B1/2	3-3	19
NPS24694S5	9-6	16	PR1425B1/2	3-3	23
NPS24694S5	9-7	13	PR1425B1/2	3-3	25
NPS24694S5	9-7	16	PR1425B2	3-3	–
NPS24694S5	9-7.1	2	PR1440B1/2QT	5-2	30
NPS24694S5	9-7.2	2	PR1440B2	5-2	30
ON78EXTSP	7-1	300	PR1440B2	5-7	–
P1-112	9-1	–	PWMS-H25-C	10-27	7
P1-90254	9-7.1	15	QS200-M10S	5-3	23
P1-90254	9-7.2	15	QS200-M10S	5-6	7

# ENSTROM TH-28/480 SERIES ILLUSTRATED PARTS CATALOG

## PART NUMBER INDEX

Part Number	Figure	Item	Part Number	Figure	Item
QS200-M12S	5-4	26	S-9213EC-2	11-1	1
QS200-M24S	10-23	13	S-9216EC-1	6-1	11
QS200-M28S	5-3	–	S-9230EC-1	11-1	3
QS200-M32S	5-6	12	S-9704EC-1	11-3	2
RST-200	8-3	12	SC628ANP	10-10	–
RV8-4416	10-10	7	SC628ANP	App A	–
S10P175	10-33	15	SC628ANPR	10-10	–
S25P280	3-6.2	80	SC628ANPR	App A	–
S4-200	App A	–	SC628D	10-10	2
S500-12	10-24.1	2	SC628DR	10-10	2
S500-12	5-12	230	SC628W	10-10	3
S500-12	6-4	4	SC628W	App A	–
S500-14	6-4	27	SC628WR	10-10	3
S500-16	10-24.1	3	SC628WR	App A	–
S500-16	5-12	280	SCAT12	6-2	10
S500-18	5-12	290	SCEET12	6-2	10
S500-3	6-1	107	SD15F10JVL0	10-1	–
S500-6	6-4	28	SD15F10JVL0	10-2	–
S500-8	10-24.1	14	SD15F10JVL0	10-3	–
S500-8	6-1	106	SD15F10JVL0	10-3	–
S500-8	6-4	3	SD15F10JVL0	10-4	–
S-6424EC-1	11-3	1	SD15M10JVL0	10-1	–
S6P150	11-5	270	SD15M10JVL0	10-2	–
S83BZ-2	7-1	200	SD15M10JVL0	10-3	–
S83BZ-2	7-1.1	180	SD15M10JVL0	10-3	–
S83BZ-2	7-11	9	SD15M10JVL0	10-4	–
S8P150	10-38	40	SE25PFR-MR0	6-7.3	50
S8P150	11-3	4	SF96-20	App A	–
S8P150	3-2	–	SF96-20-PT	App A	–
S8P150	3-2	–	SJ-3526	10-35	–
S8P150	3-2	–	SJ-3526	7-7	9
S8P150	3-2	–	SJ-3527	10-35	–
S8P150	3-3	22	SJ-3527	7-7	8
S8P150	5-5	18A	SK3500	10-18	18
S8P-150	11-1	24	SL61N5F	8-7	16
S8P-150	4-5	140	SL61N5P	8-7	16
S8P-270	3-6.1	160	SL61N5P	App A	–

# ENSTROM TH-28/480 SERIES ILLUSTRATED PARTS CATALOG

## PART NUMBER INDEX

Part Number	Figure	Item	Part Number	Figure	Item
SL61N-5P	App A	–	SST2S-MP	10-33	11
SL61W5P	8-7	17	SST2S-MP	10-33	20
SL61W5P	App A	–	SST2S-MP	10-36	–
SL61W-5P	App A	–	SST2S-MP	10-39	80
SM21919F8	5-5	6	SST2S-MP	5-6	19
SO-0163-9033	6-7.1	8	SW44	11-6	130
SO-0163-9033	6-7.3	20	T14BH517BC	10-10	5
SPDD2315	6-1	24	T2-0055	9-6	29
SPDD2405	10-27	13	T2-0055	9-7	23
SPDD2415	10-27	13	T2-0055	9-7.1	16
SS-094-0625	8-4	2	T2-0055	9-7.2	16
SS-200-1-2SBT	10-26	6	T3-120-1	10-28	9
SS-4CPA-P7	8-5	8	T3-120-1	10-29	130
SS-44F	10-27	18	T4-0198	9-1	–
SS-44F	10-36	17	T-4122100-1	5-13	1250
SSR-0075-S17	9-6	19	TF3056FR	5-2	860
SST1.5I-M	10-24.2	6	TS-023	9-15	8
SST1.5IMP	10-36	–	TS-023	9-15	15
SST1.5I-MP	10-15	–	TSP-1728	10-14	11
SST1.5I-MP	10-24.2	6	U2-025	9-1	–
SST1.5I-MP	10-25	3	V3-1	9-3	33
SST1.5I-MP	10-26	3	VC1019	6-1	50
SST1.5I-MP	10-33	11	VC-3	11-6	190
SST1.5I-MP	10-33	20	VH-175-S02	9-1	4
SST1.5I-MP	10-39	70	VH-218	7-1	170
SST1.5I-MP	6-9	10	VH-218	7-1.1	19
SST1M-MP	5-5	13	VH-225-S02	9-4	13
SST1M-MP	10-24	9	VH-325	7-4	4
SST1M-MP	10-24.1	–	VH-325	7-5	12
SST1M-MP	10-24.2	2	VH-337	7-1	240
SST1M-MP	10-25	5	VH-375	7-8	28
SST1M-MP	10-26	5	VH-375	7-8.1	25
SST1M-MP	10-27	8	VH-400	7-4	7
SST1M-MP	10-36	–	VH-400	7-5	4
SST1M-MP	6-7.3	60	VH-75	8-3	33
SST2S-MP	10-24.1	–	VH-87-S02	9-1	13
SST2S-MP	10-24.2	–	VH-87-S02	9-1	13

# ENSTROM TH-28/480 SERIES ILLUSTRATED PARTS CATALOG

## PART NUMBER INDEX

Part Number	Figure	Item	Part Number	Figure	Item
VH-87-S02	9-1	13	Y9485	4-5	–
VI-P4T-K2	5-8	47	Y9485	6-5	–
VI-P6T-K2	5-8	40	Z1200J-02	6-1	–
VI-P6T-K2	5-8	81	ZFD10940732	App A	–
VR1528-11B	10-18	1	ZFD-1094-0-7-32	9-1	37
VR1528-11B	10-19	1	ZFD-1094-0-7-32	App A	–
VTB11350	9-11	–			
W-09	8-1	220			
W-09	8-2	25			
W-09	8-4	5			
W1283	10-31	5			
W1283	App A	–			
W1284G	App A	–			
W1284-G	10-31	6			
W1284-G	App A	–			
W1284R	App A	–			
W1284-R	10-31	6			
W1284-R	App A	–			
W129028	App A	–			
W1290-28	10-31	2			
W1290-28	App A	–			
W389CX-13	10-18	34			
W-47	9-15	11			
W97CSX-2	10-18	15			
W97CSX-2	App A	–			
WC-22-6	8-6	2			
WC400-00	4-2	25			
Weld-On 45	10-33	–			
WP-22-6	8-6	3			
X109HT	3-6.1	10			
X1333HT	11-5	170			
X1333HT	3-6.1	40			
X-142	4-5	125			
X-142	8-3	–			
Y9485	4-5	–			
Y9485	4-5	–			
Y9485	4-5	–			

# ENSTROM TH-28/480 SERIES ILLUSTRATED PARTS CATALOG

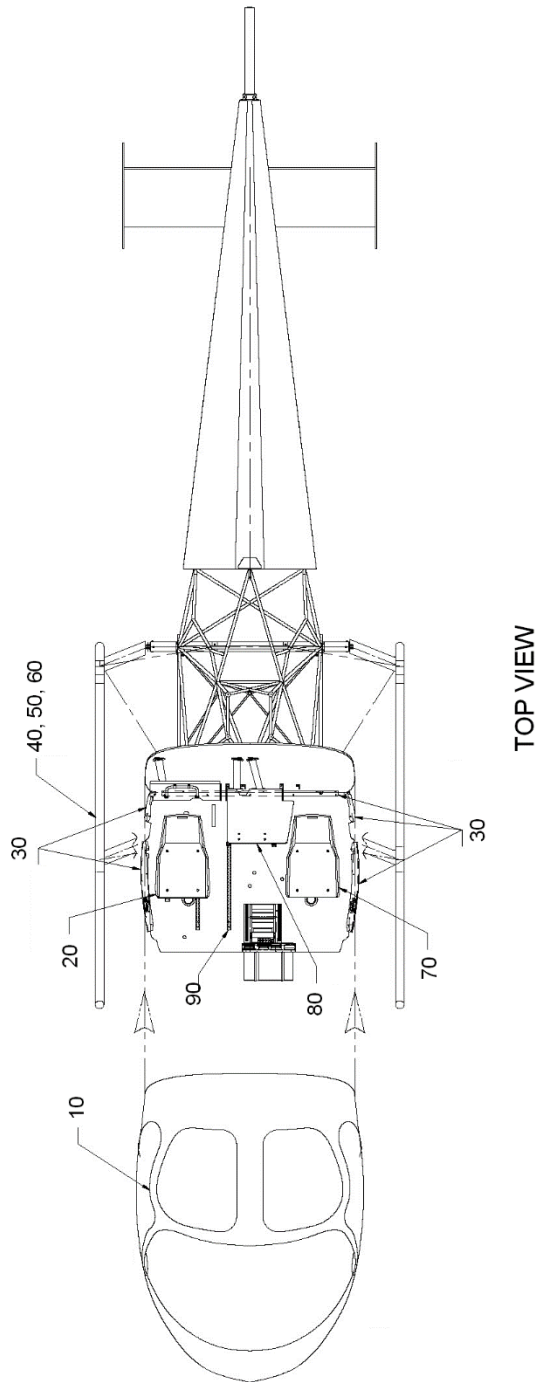
## PART NUMBER INDEX

Part Number	Figure	Item	Part Number	Figure	Item
-------------	--------	------	-------------	--------	------

---

INTENTIONALLY LEFT BLANK

# ENSTROM TH-28/480 SERIES ILLUSTRATED PARTS CATALOG



Sheet 2 of 3

FIGURE 3-1. STRUCTURAL ASSEMBLY

# ENSTROM TH-28/480 SERIES ILLUSTRATED PARTS CATALOG

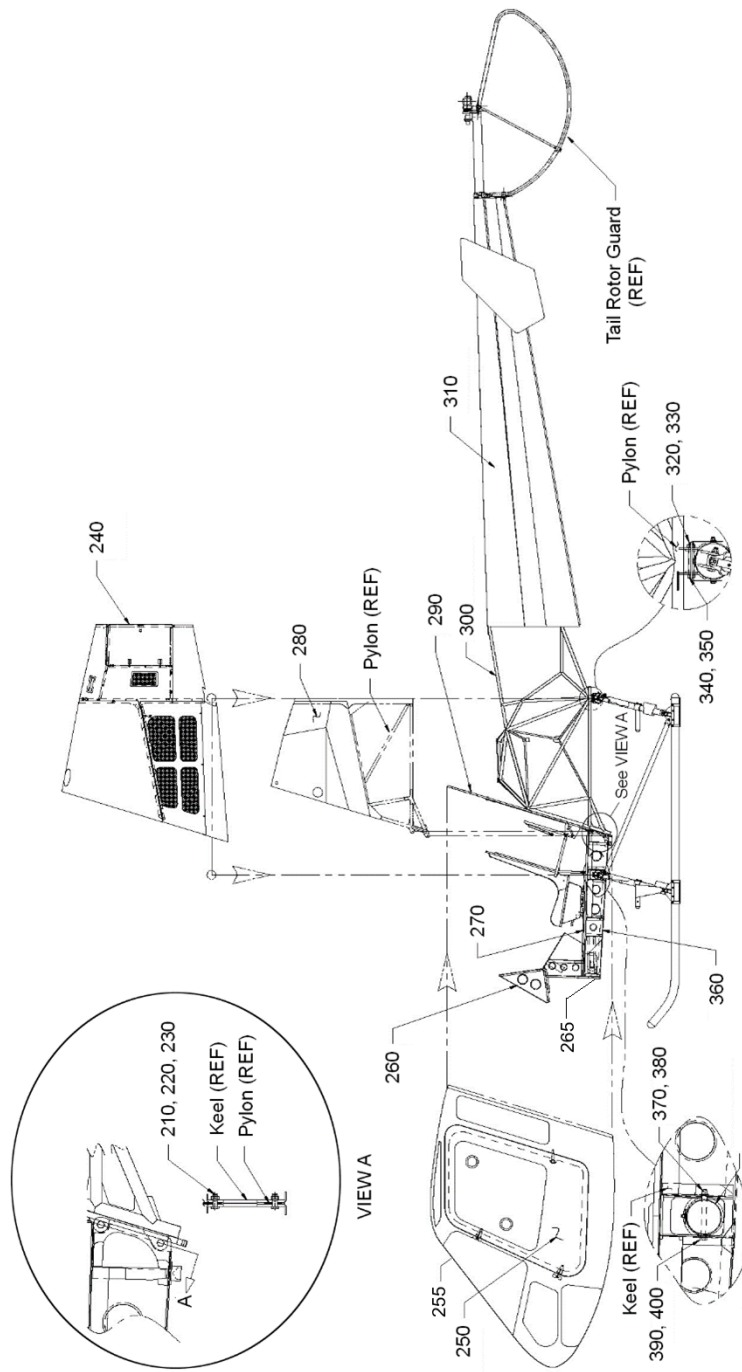


FIGURE 3-1. STRUCTURAL ASSEMBLY

# ENSTROM TH-28/480 SERIES ILLUSTRATED PARTS CATALOG

FIGURE 3-1. STRUCTURAL ASSEMBLY

ITEM NUMBER	PART NUMBER	DESCRIPTION	QTY PER ASSY	EFFECTIVITY		
				TH-28	480	480B
–	4101501-3	Structural Assembly Complete	REF		X	X
–	4101501-3	Structural Assembly Complete (CRFS)	REF			X
10	4114023-901	. Cabin Installation	1	X	X	X
20	4119760-903	. Forward Seat Installation Copilot	1		X	X
30	4114030-3	. Closure Installation	1		X	X
40	4174000-9	. Fairing Installation (Obsolete)	1	X	X	X
50	4174000-7	. Skid Gear Installation	2		X	X
60	4174018-1	. Landing Gear Fairing Installation	2	X	X	X
70	4119760-905	. Forward Seat Installation Pilot	1		X	X
80	4119775-103	. Bench Seat Installation	1		X	X
90	4119759-3	. Floor Track Installation	1		X	X
100	MS20995C32	. Safety Wire	A/R		X	X
110	MS20006H14	. Bolt	1		X	X
110	NAS146DH-24	. Bolt (Superseded by MS20006H14)	1		X	X
120	MS20002C6	. Washer	1		X	X
130	4112025-11	. Shim Tailcone	A/R		X	X
140	4112025-13	. Shim Tailcone	A/R		X	X
150	4112025-15	. Shim Tailcone	A/R		X	X
160	4112025-17	. Shim Tailcone	A/R		X	X
170	4112025-19	. Shim Tailcone	A/R		X	X
180	MS20995C32	. Safety Wire	A/R		X	X
190	MS20006H12	. Bolt	2		X	X
190	NAS146DH-22	. Bolt (Superseded by MS20006H12)	2		X	X
200	MS20002C6	. Washer	2		X	X
210	NAS6606-8	. Bolt	4		X	X
210	NAS1306-8	. Bolt (Superseded by NAS6606-8)	4		X	X
220	NAS1149F0663P	. Washer	12		X	X
220	AN960-616	. Washer (Alternate)	12		X	X
230	MS21042-6	. Nut	6		X	X
240	4119350-902	. Cowl Installation	1	X	X	X
250	4118310-905	. Door Installation L/H	1		X	X
255	4114002-5	. Cabin Glass Detail Installation	1		X	X
–	4118310-906	. Door Installation R/H	1		X	X
260	4182127-5	. Instrument Console Installation	1		X	X
265	4114012-3	. Scuff Plate Installation	1		X	X
270	4114020-1	. Floor Installation	1		X	X

# ENSTROM TH-28/480 SERIES ILLUSTRATED PARTS CATALOG

FIGURE 3-1. STRUCTURAL ASSEMBLY

ITEM NUMBER	PART NUMBER	DESCRIPTION	QTY PER ASSY	EFFECTIVITY		
				TH-28	480	480B
280	4122061-5	. Fuel Bladder Structure Installation (used with 4101501-3)	1			X
280	4122061-5	. Fuel Bladder Structure Installation (used with 4101501-5)	1			X
290	4114018-1	. Cabin Bulkhead Installation	1	X	X	X
300	4110040-201	. Pylon Structure, 480B	1		X	X
310	4112000-903	. Tailcone Structure	1		X	X
320	NAS1149F0663P	. Washer	12			X
320	AN960-616	. Washer (Alternate)	12			X
330	MS21083N6	. Nut	2			X
330	AN364-624A	. Nut (Superseded by MS21083N6)	2			X
340	AN6-27A	. Bolt	2			X
340	28-17150-1	. Bolt Attach Frame Gear Landing (Superseded by AN6-27A)	2			X
350	NAS1149F0663P	. Washer	12			X
350	AN960-616	. Washer (Alternate)	12			X
360	4118850-900	. Keel Assembly	1			X
370	NAS1149F0663P	. Washer	12			X
370	AN960-616	. Washer (Alternate)	12			X
380	MS21042-6	. Nut	6			X
390	NAS6206-58	. Bolt	2			X
400	NAS1149F0663P	. Washer	12			X
400	AN960-616	. Washer (Alternate)	12			X
-	9080221	. Lubricant, Spray	A/R			X
-	9080331	. Anti-Seize Thread Compound	A/R			X
-	9080443	. Lubricant, Film, Solid	A/R			X

# ENSTROM TH-28/480 SERIES ILLUSTRATED PARTS CATALOG

FIGURE 3-2. COWLING AND ACCESS PANELS

ITEM NUMBER	PART NUMBER	DESCRIPTION	QTY PER ASSY	EFFECTIVITY		
				TH-28	480	480B
—●	MS35206-246	. Screw	4			X
—●	AN515-8R10	. Screw (Superseded by MS35206-246)	4			X
—●	NAS1149FN816P	. Washer	4			X
—●	AN960-8L	. Washer (Alternate)	4			X
—●	4119328-13	. Bracket Attach LH Quarter Panel	1			X
—●	4119328-15	. Bracket Attach LH Quarter Panel	1			X
4●	4119356-4	. Quarter Panel Cowling, R/H	1			X
4†	4119329-4	. Quarter Panel Cowling, R/H (Superseded by 4119356-4)	1	X	X	X
—●	MS35489-14	. Grommet	1			X
—●	MS35489-17	. Grommet	2			X
—	85-35-295-15	. Spring Leaf Receptacle	3	X	X	X
—	MS20426AD4-6	. Rivet	6	X	X	X
—●	S8P150	. PlusNut	4			X
—	A06195-8Z-1D	. Nut, Tinnerman (Superseded by S8P150)	4	X	X	X
—	MS35333-40	. Lock Washer	4		X	X
—●	MS35206-246	. Screw	4			X
—●	AN515-8R10	. Screw (Superseded by MS35206-246)	4			X
—●	NAS1149FN816P	. Washer	4			X
—●	AN960-8L	. Washer (Alternate)	4			X
—●	4119328-14	. Bracket Attach RH Quarter Panel	1			X
—●	4119328-16	. Bracket Attach RH Quarter Panel	1			X
5	4119329-5	. Panel Cowling, Lower Center (Replaced by 4119327-3)	1	X	X	X
—	S8P150	. PlusNut, Flathead, 8-32 X 0.656"	10	X	X	X
—	A06195-8Z-1D	. Nut, Tinnerman (Superseded By S8P150)	10	X	X	X
—	MS20426AD3-3	. Rivet, Solid, 3/32" X 3/16"	20	X	X	X
—	MS35489-10	. Grommet, Rubber, .312" (.750")	4	X	X	X
—	MS35206-246	. Screw, Machine (Rh), 8-32 X 0.625"	2		X	X
—	4119327-1	. Skin Assembly (Replaced by 4119327-3)	1		X	X
—	4119327-13	. Doubler	1		X	X
—	4119327-14	. Doubler	1		X	X
—	4119355-11	. Stiffener Lower Cowl	1		X	X
5‡	4119327-3	. Panel Cowling, Lower Center	1			X
—●	S8P150	. PlusNut	11			X

# ENSTROM TH-28/480 SERIES ILLUSTRATED PARTS CATALOG

FIGURE 3-2. COWLING AND ACCESS PANELS

ITEM NUMBER	PART NUMBER	DESCRIPTION	QTY PER ASSY	EFFECTIVITY		
				TH-28	480	480B
-	MS35333-40	. Lock Washer	11		X	X
-●	MS35206-246	. Screw	11			X
-●	AN515-8R10	. Screw (Superseded by MS35206-246)	11			X
-●	NAS1149FN816P	. Washer	11			X
-●	AN960-8L	. Washer (Alternate)	11			X
-●	MS35489-10	. Grommet	1			X
-	AN931-5-12	. Grommet (Superseded by MS35489-10)	1			X
-●	8X1/2	. Screw	8			X
-	4516-1	. Vinyl Foam Tape	A/R			X
-	4119344-3	Cowl Installation, L/H	REF		X	X
6	4119344-901	. Panel Assembly, Oil Cooler Inlet	1	X	X	X
-	AJ4-35	. Dzus Fastener	5	X	X	X
-	GA4-250	. Fastener Collar	8	X	X	X
7	4119366-1	. Baggage Door Assembly	1	X	X	X
7	4119358-5	. Baggage Door Assembly (Replaced by 4119366-1)	1	X	X	X
7	4119358-3	. Baggage Door Assembly (Replaced by 4119358-5)	1	X	X	X
-	4119366-3	. . Baggage Composite Door	1	X	X	X
-	AN393-9	. Pin	2	X	X	X
-	NAS1149D0316H	. Washer	2	X	X	X
-	AN960D10L	. Washer (Alternate)	2	X	X	X
-	MS24665-151	. Cotter Pin	2	X	X	X
8	4119344-905	. Quarter Panel, Top Left (Used with 4119358-5)	1	X	X	X
- ‡	4119351-19	. Hand Hold, Cowl	1		X	X
- ‡	4119351-13	. Hand Hold, Cowl (Superseded by 4119351-19)	1		X	X
-	4119359-13	. Doubler	1		X	X
-	MS20426A3-4	. Rivet	8		X	X
- ≡	1219-4200-Z3Y	. Spring, Stud Fastener	2	X	X	X
- ≡Δ	MS20426AD3-4	. Rivet	4	X	X	X
-	AJ4-35	. Dzus Fastener, 1/4 Turn	2	X	X	X
-	GA4-250	. Fastener Collar	2	X	X	X
-	82-19-160-16	. Stud	1	X	X	X
-	82-46-101-39	. Washer, Nylon	1	X	X	X

# ENSTROM TH-28/480 SERIES ILLUSTRATED PARTS CATALOG

FIGURE 3-17. SEAT BASE ASSEMBLY

ITEM NUMBER	PART NUMBER	DESCRIPTION	QTY PER ASSY	EFFECTIVITY		
				TH-28	480	480B
–	4119849-903	. Seat Base – Pilot (Includes Upholstery)	1		X	X
–	4119849-902	. Seat Base – Copilot/Passenger (Includes Upholstery)	1		X	X
–	4119743-11	. . Escutcheon Plate	1		X	X
–	AN531-6R12	. . Screw	4		X	X
1	4119761-7	. . Seat Base – Used with 4119849-903	1		X	X
1	4119761-5	. . Seat Base – Used with 4119849-902	1		X	X
2	4119785-21	. . . Handle	1		X	X
3	4119768-19	. . . Knob	1		X	X
4	4119768-21	. . . Knob	1		X	X
5	MS171535	. . . Roll Pin	1		X	X
6	4119789-19	. . . Tube	1		X	X
7	331008-2	. . . Channel	4		X	X
7	4119761-11	. . . Channel (Alternate)	4		X	X
8	NAS1103-11	. . . Bolt	4		X	X
9	NAS1149D0316J	. . . Washer	18		X	X
10	331008-13	. . . Wheel	4		X	X
10	4119761-13	. . . Wheel (Alternate)	4		X	X
11	4119780-19	. . . Spacer	4		X	X
12	MS21083N3	. . . Nut	14		X	X
13	MS27039-1-09	. . . Screw	4		X	X
14	MS27039-1-11	. . . Screw	6		X	X
15	331281-29W	. . . Stud	4		X	X
16	AN316-6R	. . . Nut	8		X	X
17	4119746-17	. . . Guide	4		X	X
18	MS171531	. . . Roll Pin	2		X	X
19	4119785-15	. . . Bellcrank	2		X	X
20	MS171527	. . . Roll Pin	2		X	X
21	4119788-15	. . . Plunger	2		X	X
22	C0600-063-1250-M	. . . Spring	2		X	X
23*	4119758-23	. . . Fitting, Bushing	2		X	X
23	4119758-21	. . . Fitting, Bushing (Superseded by 4119758-23)	2		X	X
24	MS21083N6	. . . Nut	2		X	X
25	5103-62	. . . Retaining Ring	2		X	X
26	4119784-15	. . . Bushing	2		X	X

# ENSTROM TH-28/480 SERIES ILLUSTRATED PARTS CATALOG

FIGURE 3-17. SEAT BASE ASSEMBLY

ITEM NUMBER	PART NUMBER	DESCRIPTION	QTY PER ASSY	EFFECTIVITY		
				TH-28	480	480B
27	NAS1149C0632R	. . . Washer – Used with 4119849-903	8		X	X
28	C0480-035-0750M	. . . Spring – Used with 4119849-903	2		X	X
29	4119791-13	. . . Cam Washer - Used with 4119849-903	2		X	X
30	331381-48W	. . . Stud - Used with 4119849-903	2		X	X
31	4119744-1	. . . Handle - Used with 4119849-902	1		X	X
32	MCI-06-01	. . . Clip - Used with 4119849-902	2		X	X
33	NAS1149C0632R	. . . Washer - Used with 4119849-902	8		X	X
34	C0480-035-0750-M	. . . Spring - Used with 4119849-902	2		X	X
35	MS171531	. . . Roll Pin - Used with 4119849-902	2		X	X
36	4119745-11	. . . Stud - Used with 4119849-902	2		X	X

\* Effectivity 480B S/N 5187 and subsequent. Retrofittable to 480 S/N 5001 and subsequent and 480B S/N 5042 and subsequent.

# ENSTROM TH-28/480 SERIES ILLUSTRATED PARTS CATALOG

INTENTIONALLY LEFT BLANK

# ENSTROM TH-28/480 SERIES ILLUSTRATED PARTS CATALOG

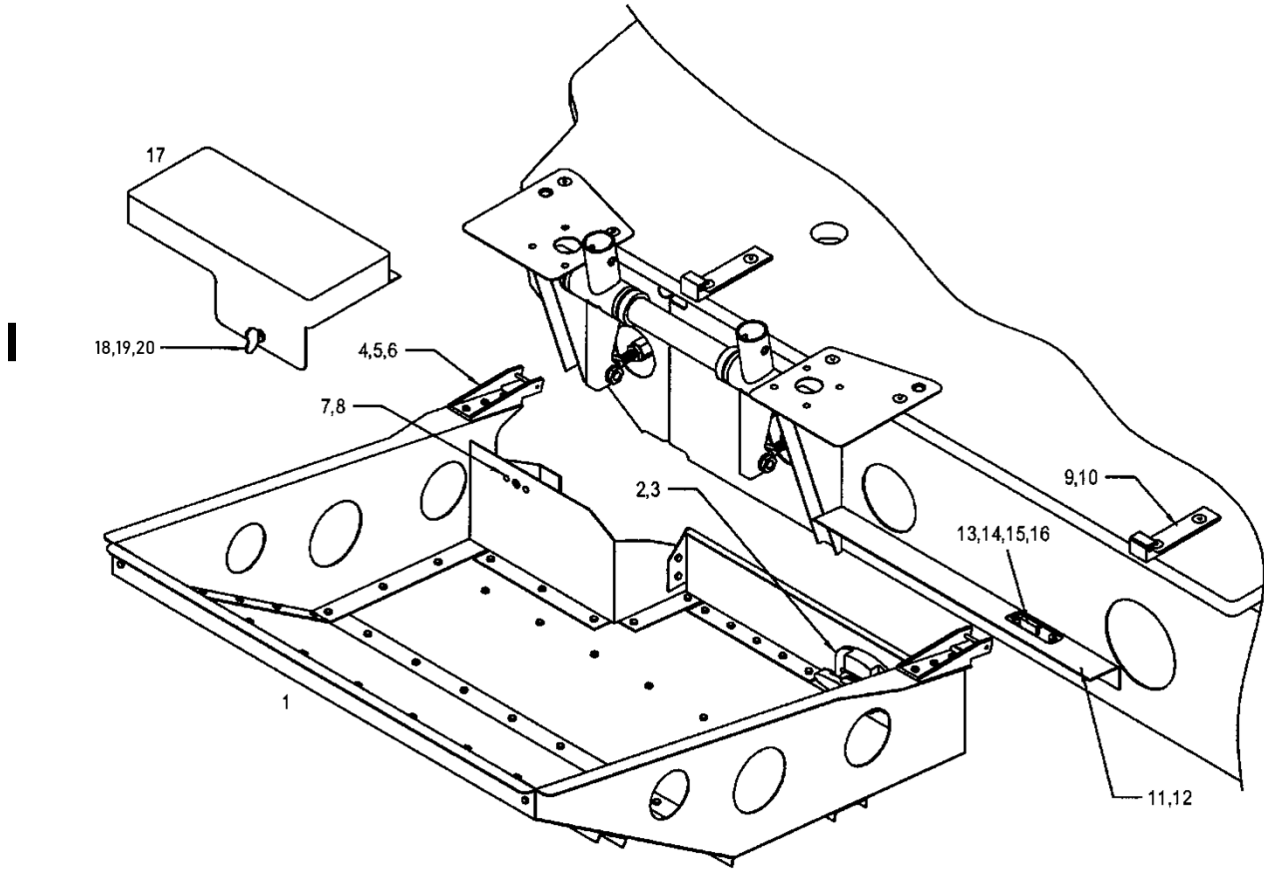


FIGURE 3-19. PASSENGER FOOTREST INSTALLATION

# ENSTROM TH-28/480 SERIES ILLUSTRATED PARTS CATALOG

FIGURE 3-19. PASSENGER FOOTREST INSTALLATION

ITEM NUMBER	PART NUMBER	DESCRIPTION	QTY PER ASSY	EFFECTIVITY		
				TH-28	480	480B
–	4119841-5	Removable Footrest Installation	REF		X	X
1	4119842-5	. Footrest Assembly	1		X	X
–	4220125-19	. Safety Flooring	1		X	X
–▼	108FR	. Polyken Tape	55"		X	X
–	105CPOLYKEN	. Tape (Installed behind flooring) (Replaced by 108FR)	A/R		X	X
2	4230005-11	. Latch Assembly	1		X	X
3	MS20426A5-4	. Rivet	2		X	X
4	4119845-11	. Support Latch	2		X	X
5	MS16562-218	. Spring Pin	2		X	X
6	MS20470AD4-6	. Rivet	6		X	X
7	82-35-302-15	. Receptacle	1		X	X
8	MS20426AD3-4	. Rivet	2		X	X
9*	4119844-15	. Catch	2		X	X
9**	4119844-17	. Catch	2		X	
10	AN525-10R8	. Screw	4		X	X
11	4119858-13	. Angle	1		X	X
12	MS20470AD4-3	. Rivet	5		X	X
13	4230005-13	. Latch	1		X	X
14	MS24693-S272	. Screw	2		X	X
14	AN507-1032R8	. Screw (Superseded by MS24693-S272)	2		X	X
15	NAS1149F0332P	. Washer	2		X	X
15	AN960-10L	. Washer (Alternate)	2		X	X
16	MS21044N3	. Nut	2		X	X
16	AN365-1032A	. Nut (Superseded by MS21044N3)	2		X	X
–	4119855-1	. Tail Rotor Pedal Cover Assembly	1		X	X
17	4119855-11	. Pedal Cover	1		X	X
18	82-12-120-16	. Wing Fastener	1		X	X
19	82-32-101-20	. Retainer, Ring, Split	1		X	X
20	82-46-101-39	. Wear Washer	1		X	X
–	MS20470AD3-3	. Rivet	4		X	X

\* Effectivity 480/480B S/N 5019 and subsequent.

\*\* Effectivity 480 S/N 5001 through 5018.

▼ Apply to opposite side of 4220125-19.

# ENSTROM TH-28/480 SERIES ILLUSTRATED PARTS CATALOG

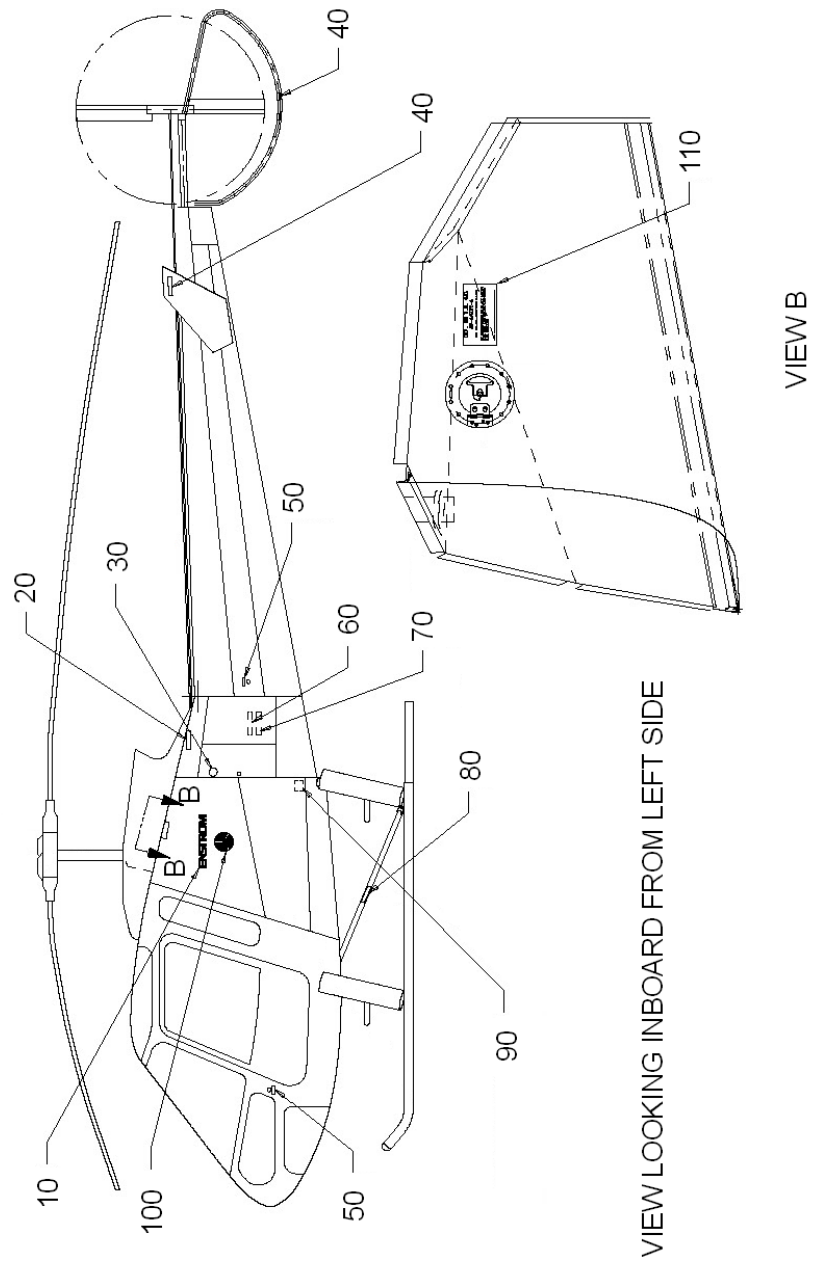
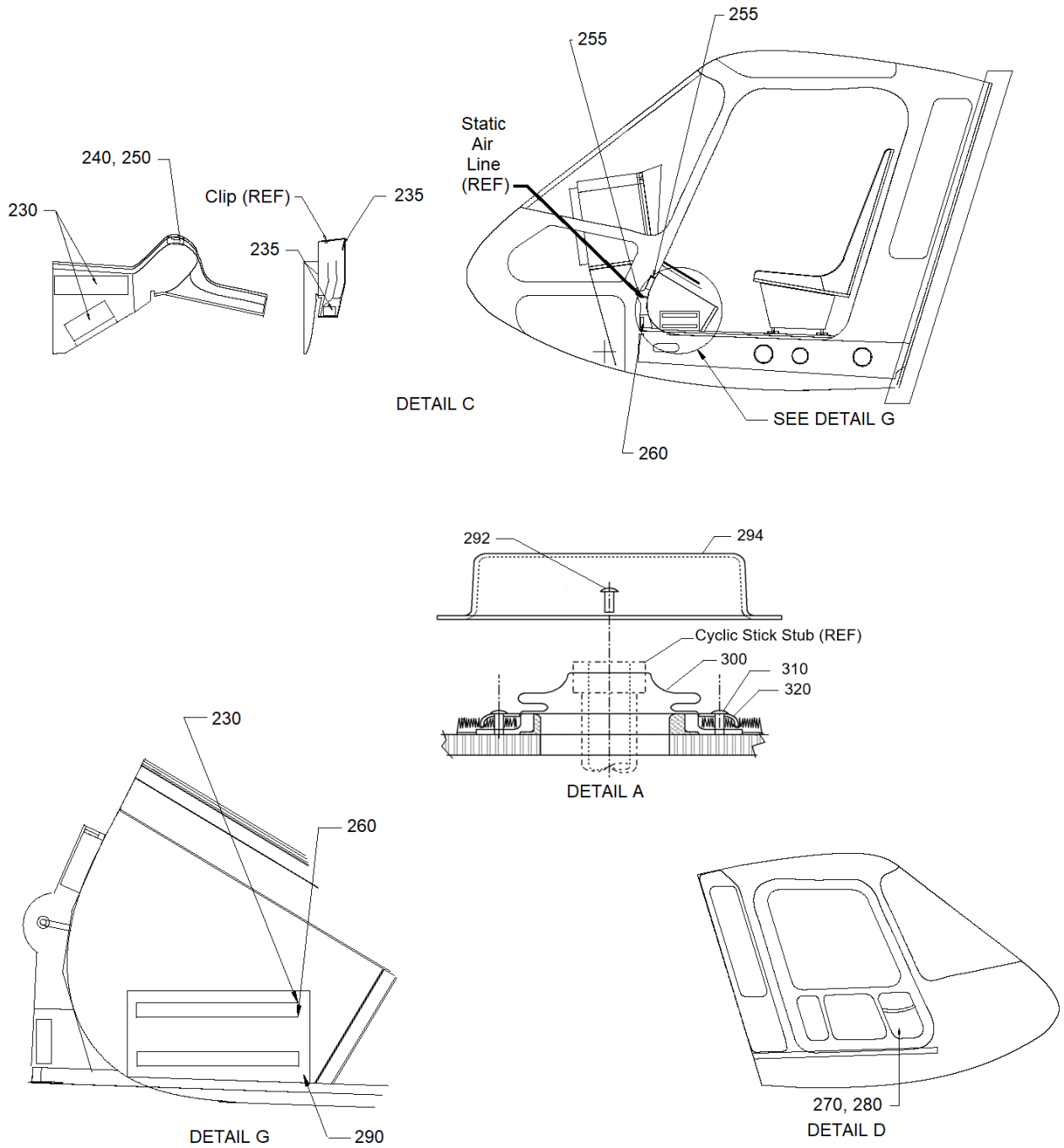


FIGURE 3-20. EXTERIOR MARKINGS

# ENSTROM TH-28/480 SERIES ILLUSTRATED PARTS CATALOG



Sheet 2 of 2

FIGURE 3-21. INTERIORS

# ENSTROM TH-28/480 SERIES ILLUSTRATED PARTS CATALOG

## FIGURE 3-21. INTERIORS

ITEM NUMBER	PART NUMBER	DESCRIPTION	QTY PER ASSY	EFFECTIVITY		
				TH-28	480	480B
–	4119801-1	480/480B Interiors	REF		X	X
–	4119801-3	480B Interiors (2+2)	REF			X
–	4119801-5	480/480B Interiors (Single Controls)	REF		X	X
–	4119801-103	480B Interiors	REF			X
10	4119891-7	. Angle Shroud (Nose) Installation	1		X	X
–	4119861-1	. Scuff Plate Installation	1		X	X
21	4119804-21	. . Plate (Pilot Side, Outboard)	1		X	X
22	4119804-22	. . Plate (Copilot Side, Outboard)	1		X	X
23	4119804-23	. . Plate (Pilot Side, Inboard)	1		X	X
24	4119804-24	. . Plate (Copilot Side, Inboard)	1		X	X
–	MS24694-S51	. . Screw	16		X	X
–	MS24694-51	. . Screw (Replaced by MS24694-S51)	16		X	X
30	4119884-1	. Upholstery Assembly (Aft)	1		X	X
–	4119884-5	. Cushion Collection (Used with 4119801-103)	1		X	X
–	4230042-1	. 2+2 Bench Seat Configuration Installation	1			X
–	4119798-1	. Fixed Arm Assembly and Installation, Long	1		X	X
–	4119798-3	. Fixed Arm Assembly and Installation, Short	1		X	X
40	4119870-3	. Collective Shroud Installation	1		X	X
–	4119870-7	. Collective Shroud Installation	1		X	X
50	4119871-7	. Collective Shroud Installation	1		X	X
50	4119871-3	. Torque Tube Shroud Install (Replaced by 4119871-7)	1		X	X
60	4119872-3	. Collective Shroud Installation	1		X	X
70	4115005-1	. Upholstery Inserts Installation (Left Hand)	1		X	X
80	4115005-3	. Upholstery Inserts Installation (Right Hand)	1		X	X
–	4115005-5	. Upholstery Inserts Installation (2+2)	1			X
–	4115005-7	. Upholstery Inserts Installation (2+2)	1			X
→	4115005-9	. Upholstery Inserts Installation	1			X
–	4115005-101	. Generation Global Interior Installation (Used with 4119801-103)	1			X
90	4115004-1	. Console Shroud Installation (Alternate)	1		X	X
100	4115004-3	. Console Shroud Installation	1		X	X
–	4220627-3	. Shroud Installation	A/R			X
110	4119841-5	. Removable Footrest Installation	1		X	X
120	4119849-1	. Upholstery Assembly (Left Hand)	1		X	X
130	4119849-3	. Upholstery Assembly (Right Hand)	1		X	X
140	4115013-1	. Backwall Trim	1		X	X

# ENSTROM TH-28/480 SERIES ILLUSTRATED PARTS CATALOG

FIGURE 3-21. INTERIORS

ITEM NUMBER	PART NUMBER	DESCRIPTION	QTY PER ASSY	EFFECTIVITY		
				TH-28	480	480B
-	4115014-17	. . Closeout Upper Left	1		X	X
-	4115014-18	. . Closeout Upper Right	1		X	X
-	4115014-19	. . Closeout Upper Center	1		X	X
-	4115014-21	. . Closeout Lower Left	1		X	X
-	4115014-22	. . Closeout Lower Right	1		X	X
150	4199067-1	. Dual US Installation (Mono)	1		X	X
160	4199067-3	. 1/4" US Jack Installation	1		X	X
170	4199067-5	. Dual US Stereo Installation	1		X	X
180	4199067-7	. European Comm System Installation	1		X	X
185	4199067-9	. Bose Comm. Installation with Fuse	1		X	X
190	4199067-101	. Bose Comm. Station Installation	1		X	X
-	4199049-1	. Cover Installation Junction Box	1		X	X
-	4196557-1	. . Angle Assembly	1		X	X
-	AN526-632R6	. . Screw	2		X	X
-	3/8-6R	. . Screw	2		X	X
-	A01784-6Z-1D	. . Tinnerman (with 3/8-6R screw)	2		X	X
-	MS27039-1-08	. . Screw (to floor)	2		X	X
-	NAS1149D0316H	. . Washer	2		X	X
-	AN960D10L	. . Washer (Alternate) (with MS27039-1-08 screw)	2		X	X
200†	4119873-1	. OAT Gauge Installation	1		X	X
210	4115020-1	. VNE Placard Installation	1		X	X
220	4196529-3	. Compass Installation	1		X	X
230	ECD4089-11	. Tape: Velcro	A/R		X	X
235	ECD4089-23	. Hook Velcro	A/R		X	X
240	4119889-1	. Shroud Static Air Line Assy (Left Hand)	A/R		X	X
250	4119889-2	. Shroud Static Air Line Assy (Right Hand)	A/R		X	X
255	ECD4089-25	. Loop Velcro	A/R		X	X
260	ECD4089-15	. Tape: Velcro	1		X	X
270	4119812-1	. Door Pocket Installation (Left Hand)	1		X	X
280	4119812-2	. Door Pocket Installation (Right Hand)	1		X	X
290	80046	. Shop Ticket Holder	1		X	X
290	ESS-64204	. Shop Ticket Holder (Replaced by 80046)	1		X	X
292	MS27039-1-08	. Screw	A/R		X	X
294	4167521-11	. Cover	A/R		X	X
300	4167521-21	. Boot	2		X	X

# ENSTROM TH-28/480 SERIES ILLUSTRATED PARTS CATALOG

FIGURE 3-21. INTERIORS

ITEM NUMBER	PART NUMBER	DESCRIPTION	QTY PER ASSY	EFFECTIVITY		
				TH-28	480	480B
310	AN526-1032R8	. Screw	8		X	X
320	4167521-19	. Boot Cover	1		X	X

† Not equipped on S/N 5240 and subsequent.

◆ Effectivity 480B S/N 5246 – 5251.

# ENSTROM TH-28/480 SERIES ILLUSTRATED PARTS CATALOG

FIGURE 3-22. PILOT AND CO-PILOT SEAT ASSEMBLY

ITEM NUMBER	PART NUMBER	DESCRIPTION	QTY PER ASSY	EFFECTIVITY		
				TH-28	480	480B
-	4101501-3	Structural Assembly Complete	REF		X	X
-	4101501-5	Structural Assembly Complete (CRFS)	REF		X	X
-*	4119760-9	. Pilot Seat Assembly	REF			X
-*	4119760-8	. Co-Pilot Seat Assembly	REF			X
-10	4119849-9	.. Seat Assembly, Pilot	1			X
20	4119849-8	.. Seat Assembly, Co-Pilot	1			X
30	4119871-11-GEN	... Crew Seat, Assembly - Bottom	1			X
40	4119871-12-GEN	... Crew Seat, Assembly - Backrest	1			X
50	4119874-12-GEN	... Cover - Pocket/Back Panel	1			X
60	4119849-7	... Pre-Upholstery Fwd Seat	1			X
70	4119762-5	.... Bucket Assembly	1			X
80	4119763-23	..... Back	1			X
90	4119763-26	..... Wing	1			X
100	4119763-25	..... Wing	1			X
110	4119762-11	..... Plate	6			X
120	4119762-13	..... Spacer	2			X
130	4119797-13	..... Washer	2			X
140	4119779-15	..... Washer	2			X
150	4119763-30	..... Side	1			X
160	4119763-29	..... Side	1			X
170	4119878-10-GEN	.... Crew Seat, Cover	1			X
-	ECD4089-13	.... Velcro Hook	28.5"			X
-	ECD4089-11	.... Velcro Hook, Black	12"			X
-180	4119761-7	... Pilot Tracking Installation	1			X
190	4119761-5	... Co-Pilot Tracking Installation	1			X
200	4119771-10-GEN	... Shroud Assembly - Pedestal	1			X
210	MS35206-230	... Screw	4			X
220	4119765-19	... Plate	1			X
230	4119765-17	... Flanged Block	1			X
240	NAS6604-13	... Bolt	4			X
250	NAS1149F0432P	... Washer	6			X
260	601-6	... Washer	6			X
270	MS51862-14	... Screw	6			X
280	NAS1149FN616P	... Washer	4			X
290	MS21083N06	... Nut	4			X
300	4119743-11	... Plate	1			X
310	MS24693-S27	... Screw	4			X

# ENSTROM TH-28/480 SERIES ILLUSTRATED PARTS CATALOG

FIGURE 3-22. PILOT AND CO-PILOT SEAT ASSEMBLY

ITEM NUMBER	PART NUMBER	DESCRIPTION	QTY PER ASSY	EFFECTIVITY		
				TH-28	480	480B
320	ECD4061-1	. . Shoulder Belt	1			X
330	MS20364-428	. . Nut	2			X
340	ECD050-11	. . Washer	6			X
350	NAS6604-17	. . Bolt	2			X
360	4119780-23	. . Spacer	2			X
-	NAS6204-5	. . Bolt	2			X
-	NAS1149D0463J	. . Washer	2			X

\* Effectivity 480B S/N 5256 and subsequent. Retrofittable 480B S/N 5042 and subsequent.

# ENSTROM TH-28/480 SERIES ILLUSTRATED PARTS CATALOG

INTENTIONALLY LEFT BLANK

# ENSTROM TH-28/480 SERIES ILLUSTRATED PARTS CATALOG

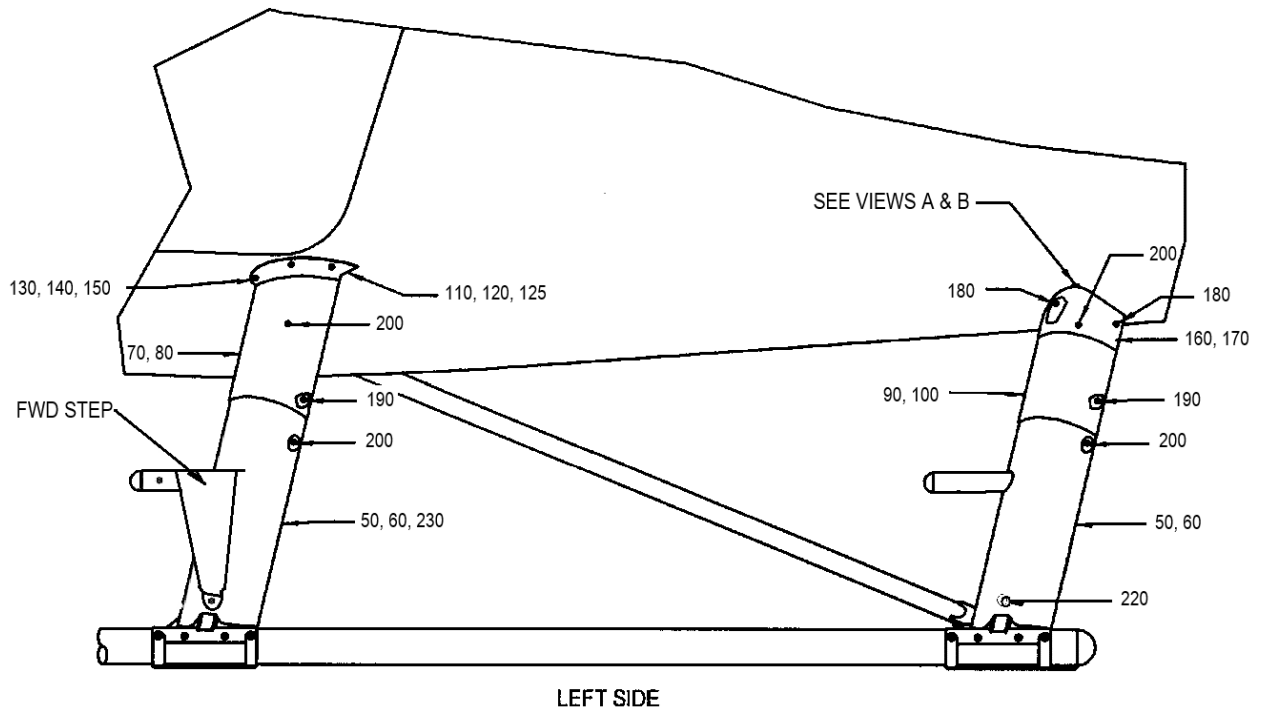
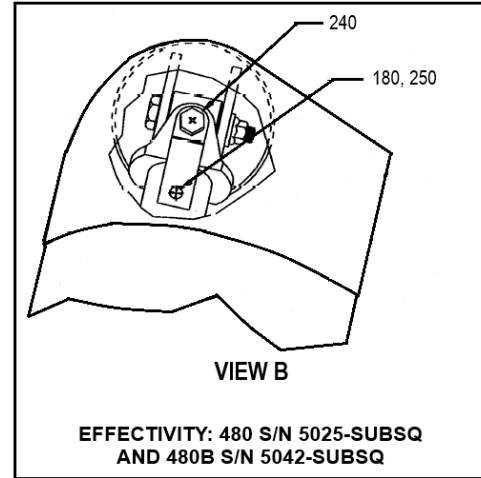
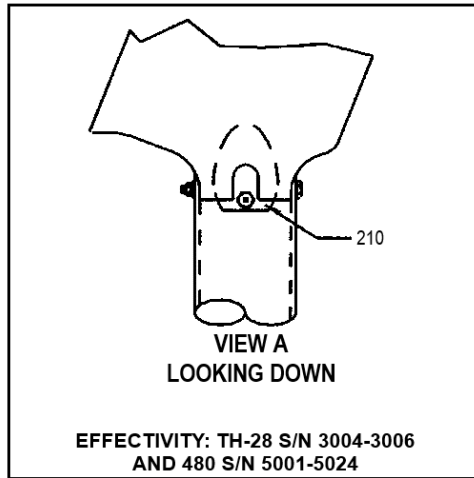
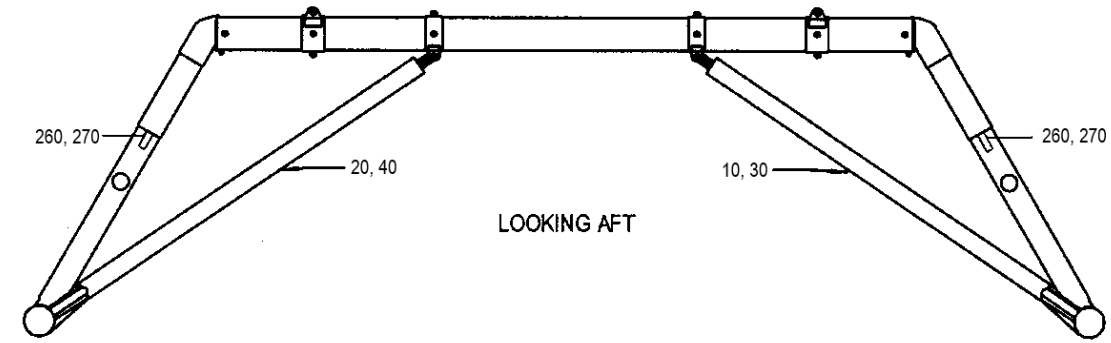


FIGURE 4-5. LANDING GEAR FAIRING INSTALLATION

# ENSTROM TH-28/480 SERIES ILLUSTRATED PARTS CATALOG

## FIGURE 4-5. LANDING GEAR FAIRING INSTALLATION

ITEM NUMBER	PART NUMBER	DESCRIPTION	QTY PER ASSY	EFFECTIVITY		
				TH-28	480	480B
-	4174018-1	Landing Gear Fairing Installation	REF	X	X	X
10†	4174019-7	. Fairing, Gear Leg, Left Forward	1	X	X	X
-	4174019-17	. Landing Gear Fairing L/H Fwd	1			X
-▼	NAS1922-0175-3	. . Clamp	1			X
-**	NAS1922-0150-3	. . Clamp (Superseded by NAS1922-0175-3)	1	X	X	X
-	20020S	. . Clamp (Superseded by NAS1922-0150-3)	1	X	X	X
-	MS20470AD3-3	. . Rivet	11	X	X	X
-	4174020-13	. . Clip	2	X	X	X
20†	4174019-8	. Fairing, Gear Leg, Right Forward	1	X	X	X
-	4174019-18	. . Landing Gear Fairing R/H Fwd	1			X
-▼	NAS1922-0175-3	. . Clamp	1			X
-**	NAS1922-0150-3	. . Clamp (Superseded by NAS1922-0175-3)	1	X	X	X
-	20020S	. . Clamp (Superseded by NAS1922-0150-3)	1	X	X	X
-	MS20470AD3-3	. . Rivet	11	X	X	X
-	4174020-13	. . Clip	2	X	X	X
30†	4174019-9	. Fairing, Gear Leg, Left Aft	1	X	X	X
-	4174019-19	. . Landing Gear Fairing L/H Aft	1			X
-▼	NAS1922-0175-3	. . Clamp	1			X
-**	NAS1922-0150-3	. . Clamp (Superseded by NAS1922-0175-3)	1	X	X	X
-	20020S	. . Clamp (Superseded by NAS1922-0150-3)	1	X	X	X
-	MS20470AD3-3	. . Rivet	12	X	X	X
-	4174020-13	. . Clip	2	X	X	X
40†	4174019-102	. Fairing, Gear Leg, Right Aft	1	X	X	X
-	4174019-20	. Landing Gear Fairing R/H Aft	1			X
-▼	NAS1922-0175-3	. . Clamp	1			X
-**	NAS1922-0150-3	. . Clamp (Superseded by NAS1922-0175-3)	1	X	X	X
-	20020S	. . Clamp (Superseded by NAS1922-0150-3)	1	X	X	X
-	MS20470AD3-3	. . Rivet	16	X	X	X
-	4174020-13	. . Clip	2	X	X	X
50	4174019-1	. Fairing, Oleo, Left Side	2	X	X	X
-	41741019-11	. . Landing Gear Fairing L/H	1			X
-▼	NAS1922-0175-3	. . Clamp	1			X
-**	NAS1922-0150-3	. . Clamp (Superseded by NAS1922-0175-3)	1	X	X	X
-	20020S	. . Clamp (Superseded by NAS1922-0150-3)	1	X	X	X
-	MS21078-08K	. . Nut Plate	1	X	X	X
-	NAS1024N08K	. . Nut Plate (Superseded by MS21078-08K)	1	X	X	X

# ENSTROM TH-28/480 SERIES ILLUSTRATED PARTS CATALOG

## FIGURE 4-5. LANDING GEAR FAIRING INSTALLATION

ITEM NUMBER	PART NUMBER	DESCRIPTION	QTY PER ASSY	EFFECTIVITY		
				TH-28	480	480B
– ≡	A06195-8Z-1D	.. Nut, Tinnerman	5	X	X	X
–	CCR264SS-3-02	.. Rivet	12	X	X	X
–	CCR-264-SS-3-2	.. Rivet (Superseded by CCR264SS-3-02)	12	X	X	X
–	4174020-11	.. Clip	2	X	X	X
–	MS51861-35	.. Screw	5	X	X	X
–	MS24694-S5	.. Screw	1	X	X	X
–	MS20426AD3-3	.. Rivet	4	X	X	X
60	4174019-2	. Fairing, Oleo, Right Side	2	X	X	X
–	4174019-12	.. Landing Gear Fairing R/H	1			X
– ▼	NAS1922-0175-3	.. Clamp	1			X
– **	NAS1922-0150-3	.. Clamp (Superseded by NAS1922-0175-3)	1	X	X	X
–	20020S	.. Clamp (Superseded by NAS1922-0150-3)	1	X	X	X
–	MS21078-08K	.. Nut Plate	1	X	X	X
–	NAS1024N08K	.. Nut Plate (Superseded by MS21078-08K)	1	X	X	X
– ≡	A06195-8Z-1D	.. Nut, Tinnerman	5	X	X	X
–	CCR264SS-3-02	.. Rivet	12	X	X	X
–	CCR-264-SS-3-2	.. Rivet (Superseded by CCR264SS-3-02)	12	X	X	X
–	4174020-11	.. Clip	2	X	X	X
–	MS51861-35	.. Screw	5	X	X	X
–	MS24694-S5	.. Screw	1	X	X	X
–	MS20426AD3-3	.. Rivet	4	X	X	X
70	4174019-3	. Fairing, Oleo, Upper Left Side Forward	1	X	X	X
–	4174019-13	.. Landing Gear Fairing L/H Fwd	1			X
– ≡	A06195-8Z-1D	.. Nut, Tinnerman	1	X	X	X
–	CCR264SS-3-02	.. Rivet	2	X	X	X
–	5451	.. Teflon Tape, 2 in.	AR	X	X	X
–	Y9485	.. Transfer Tape, .75 in.	AR	X	X	X
–	MS51861-34	.. Screw	1	X	X	X
80	4174019-4	. Fairing, Oleo, Upper Right Side Forward	1	X	X	X
–	4174019-14	.. Landing Gear Fairing R/H Fwd	1			X
– ≡	A06195-8Z-1D	.. Nut, Tinnerman	1	X	X	X
–	CCR264SS-3-02	.. Rivet	2	X	X	X
–	5451	.. Teflon Tape, 2 in.	AR	X	X	X
–	Y9485	.. Transfer Tape, .75 in.	AR	X	X	X
–	MS51861-34	.. Screw	1	X	X	X

# ENSTROM TH-28/480 SERIES ILLUSTRATED PARTS CATALOG

## FIGURE 4-5. LANDING GEAR FAIRING INSTALLATION

ITEM NUMBER	PART NUMBER	DESCRIPTION	QTY PER ASSY	EFFECTIVITY		
				TH-28	480	480B
90	4174019-101	. Fairing, Oleo, Upper Left Side Aft	1	X	X	X
-	4174019-21	. Landing Gear Fairing L/H Aft	1			X
- ≡	A01789-8Z-1D	. . Nut, Tinnerman	2	X	X	X
- ≡	A06195-8Z-1D	. . Nut, Tinnerman	1	X	X	X
-	CCR264SS-3-02	. . Rivet	2	X	X	X
-	Y9485	. . Transfer Tape, .75 in.	AR	X	X	X
-	MS51861-34	. . Screw	1	X	X	X
100	4174019-104	. Fairing, Oleo, Upper Right Side Aft	1	X	X	X
-	4174019-22	. Landing Gear Fairing R/H Aft	1			X
- ≡	A01789-8Z-1D	. . Nut, Tinnerman	2	X	X	X
- ≡	A06195-8Z-1D	. . Nut, Tinnerman	1	X	X	X
-	CCR264SS-3-02	. . Rivet	2	X	X	X
-	Y9485	. . Transfer Tape, .75 in.	AR	X	X	X
-	MS51861-34	. . Screw	1	X	X	X
110	4174022-11	. Closeout, Left Side	1	X	X	X
120	4174022-12	. Closeout, Right Side	1	X	X	X
-	5451	. Teflon Tape, 2 in.	AR	X	X	X
125	X-142	. Rubber Channel	AR	X	X	X
125	AX-142P	. Rubber Channel (Alternate)	AR	X	X	X
130	AN525-832R7	. Screw	6	X	X	X
140	S8P-150	. PlusNut	6	X	X	X
150	AN936-A416	. Lock Washer	6	X	X	X
160	4174021-11	. Closeout, Left Side	1	X	X	X
170	4174021-12	. Closeout, Right Side	1	X	X	X
180	8 X3/8	. Screw, Self Tapping	8	X	X	X
180≡	6 X1/2	. Screw, Self Tapping (Superseded by 8 X3/8)	4	X	X	X
190	AN507-832R7	. Screw	4	X	X	X
200	8X1/2	. Screw, Self Tapping	20	X	X	X
210*	4174024-11	. Support	2	X	X	
220	BPF-3/4	. Plug	2	X	X	X
230	BPF-1/2	. Plug	2	X	X	X
240●	4174020-15	. Clip	4	X	X	X
250≡	A01789-8Z-1D	. Nut, Tinnerman	4	X	X	X
260	4174034-11	. Indicator Strip	4	X	X	X
270	5480	. Tape	A/R	X	X	X

# ENSTROM TH-28/480 SERIES ILLUSTRATED PARTS CATALOG

- \* Used on TH-28 S/N 3004-3006, and 480 S/N 5001-5024.
- ≡ See Appendix A for equivalent part information.
- \*\* Effectivity 480B S/N 5207 and subsequent. Retrofittable to 480 S/N 5001, 480B S/N 5042 and subsequent.
- ▼ Effectivity 480B S/N 5255 and subsequent. Retrofittable to 480B S/N 5042 and subsequent.
- † Landing gear leg fairings are customer options.
- Used on 480 S/N 5025-5041, and 480B S/N 5042 and subsequent.

# ENSTROM TH-28/480 SERIES ILLUSTRATED PARTS CATALOG

INTENTIONALLY LEFT BLANK

# ENSTROM TH-28/480 SERIES ILLUSTRATED PARTS CATALOG

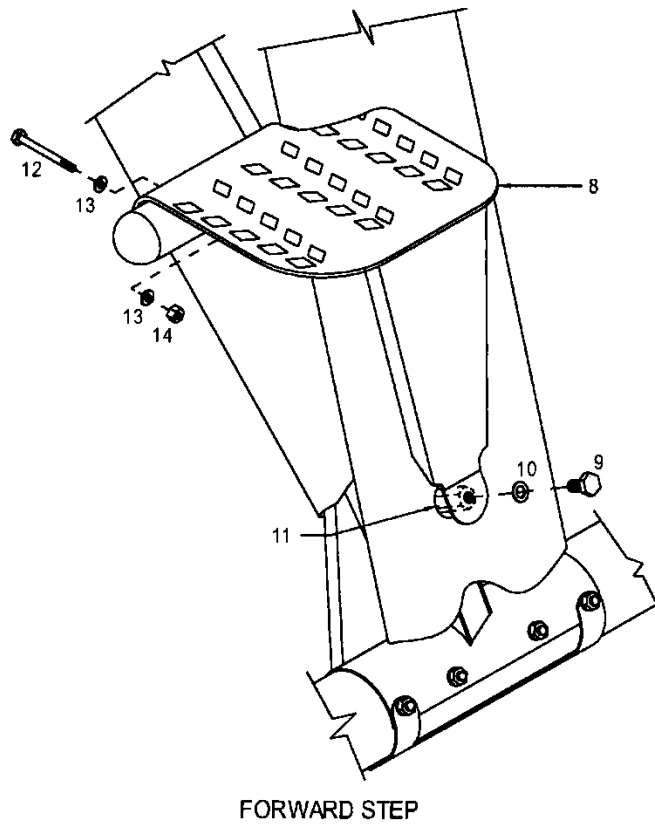
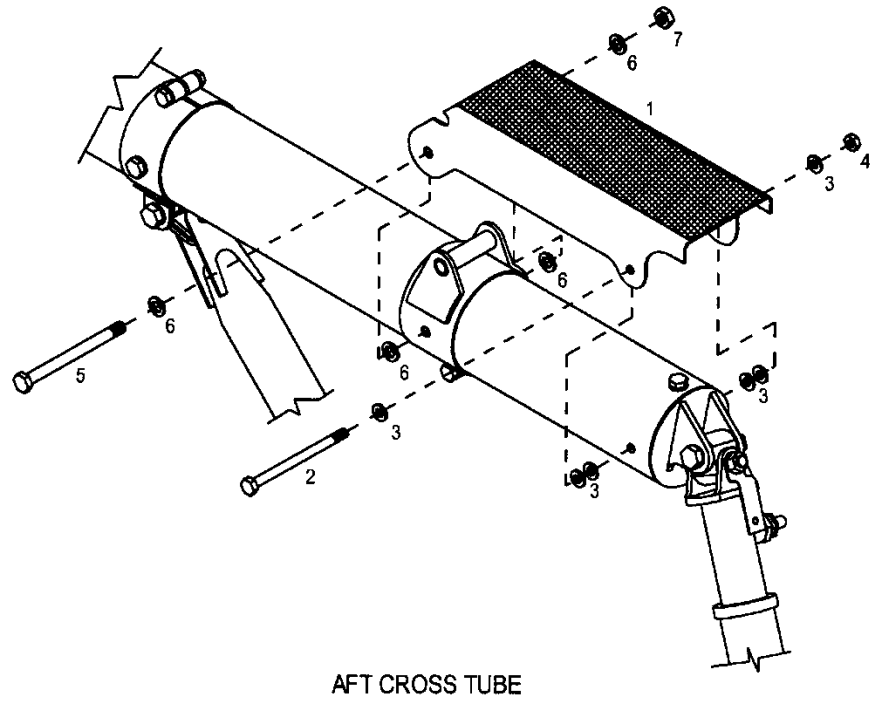


FIGURE 4-6. LANDING GEAR STEPS

# ENSTROM TH-28/480 SERIES ILLUSTRATED PARTS CATALOG

## SECTION 5 – TABLE OF CONTENTS

	Cover	5-1
	Table of Contents	5-1.2
<b> </b>	<a href="#">5-1</a>	Fuel Cell Installation – Aerotech Fuel Cells 5-2
	<a href="#">5-1.1</a>	Fuel Cell Installation – Aerotech/UFCC/FFC Fuel Cells 5-5
	<a href="#">5-2</a>	Fuel Bladder Structure Assy/Install – Aerotech/UFCC/FFC Fuel Cells 5-6
	<a href="#">5-3</a>	Fuel Cell Installation – Aerazur Fuel Cells 5-14
	<a href="#">5-4</a>	Fuel Cell Installation – Aerazur Fuel Cells S/N 5011 and 5012 5-16
<b> </b>	<a href="#">5-5</a>	Fuel Line Installation – Aerotech/UFCC/FFC Fuel Cells 5-20
	<a href="#">5-6</a>	Fuel Line Installation – Aerazur Fuel Cells 5-26
<b> </b>	<a href="#">5-7</a>	Flanged Plate Assembly – Aerotech/UFCC/FFC Fuel Cells 5-30
	<a href="#">5-8</a>	Fuel Shutoff Valve Assembly 5-32
	<a href="#">5-9</a>	Sump Drain Valve Installation 5-40
	<a href="#">5-10</a>	Fuel Shutoff Cable Installation S/N 5001 - 5145 5-42
	<a href="#">5-11</a>	Fuel Shutoff Cable Installation 5-44
	<a href="#">5-12</a>	Optional Airframe Mounted Fuel Filter 5-48
<b> </b>	<a href="#">5-13</a>	Fuel Cell Installation – CRFS 5-52
	<a href="#">5-14</a>	Fuel Cell Structure – CRFS 5-62
	<a href="#">5-15</a>	Sump Assembly – CRFS 5-65

# ENSTROM TH-28/480 SERIES ILLUSTRATED PARTS CATALOG

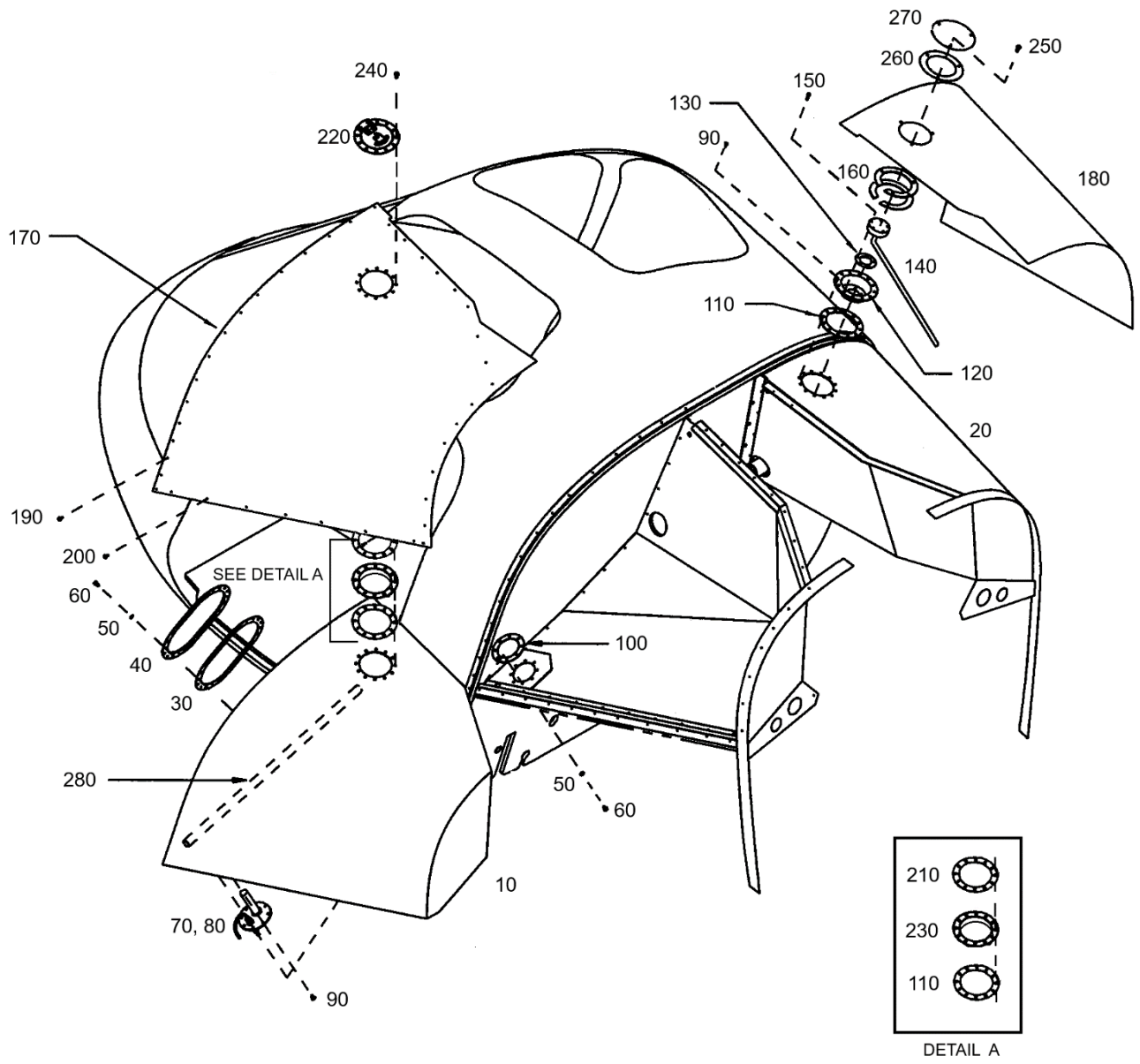


FIGURE 5-1. FUEL CELL INSTALLATION – AEROTECH FUEL CELLS

# ENSTROM TH-28/480 SERIES ILLUSTRATED PARTS CATALOG

FIGURE 5-1. FUEL CELL INSTALLATION – AEROTECH FUEL CELLS

ITEM NUMBER	PART NUMBER	DESCRIPTION	QTY PER ASSY	EFFECTIVITY		
				TH-28	480	480B
→◆	4122054-1	Fuel System Installation (See Note 1)	REF	X	X	X
10	4122052-3	. Fuel Bladder Assembly, L/H	1	X	X	X
–	4122052-1	. . Fuel Bladder, L/H (Without Foam Baffles)	1	X	X	X
–	4122058-901	. . Foam Set: Fuel Bladder, L/H	1	X	X	X
20	4122052-4	. Fuel Bladder Assembly, R/H	1	X	X	X
–	4122052-2	. . Fuel Bladder R/H (Without Foam Baffles)	1	X	X	X
–	4122058-902	. . Foam Set: Fuel Bladder, R/H	1	X	X	X
30	ECD4049-11	. Gasket	2	X	X	X
40	4122053-13	. Flange Plate	2	X	X	X
50	AN960D416L	. Washer	56	X	X	X
60	AN4H3A	. Bolt	56	X	X	X
–	MS20995C20	. Safety Wire	A/R	X	X	X
70	4122057-3	. Flange Plate Assembly, L/H (See Figure 5-7 for breakdown)	1	X	X	X
70	4122057-1	. Flange Plate Assembly, L/H (See Figure 5-7 for breakdown) (Superseded by 4122057-3)	1	X	X	X
80	4122057-4	. Flange Plate Assembly, R/H (See Figure 5-7 for breakdown)	1	X	X	X
80	4122057-2	. Flange Plate Assembly, R/H (See Figure 5-7 for breakdown) (Superseded by 4122057-4)	1	X	X	X
90	MS24694-S94	. Screw	17	X	X	X
100	4122065-27	. Gasket	2	X	X	X
110	ECD4049-13	. Gasket	2	X	X	X
120	4122048-3	. Flanged Mounting Plate	1	X	X	X
130	ECD4037-11	. Gasket	1	X	X	X
140*	4122088-5	. Fuel Capacitance Probe	1	X	X	X
140	4122088-3	. Fuel Capacitance Probe	1	X	X	X
140*	4122088-1	. Fuel Capacitance Probe (Superseded by 4122088-5)	1	X	X	X
150	AN525-10R18	. Screw	5	X	X	X
160	4122065-21	. Spacer	2	X	X	X
170	4119333-3	. Fuel Cell Panel Assembly, L/H	1	X	X	X
180	4119333-4	. Fuel Cell Panel Assembly, R/H	1	X	X	X
190▲	AN525-10R6	. . Screw	34	X	X	X
–▲	MS21075L3N	. . Nutplate	54	X	X	X
–▲	AN525-10R8	. . Screw	2	X	X	X
–▲	MS21061L3	. . Nutplate	2	X	X	X

# ENSTROM TH-28/480 SERIES ILLUSTRATED PARTS CATALOG

FIGURE 5-1. FUEL CELL INSTALLATION – AEROTECH FUEL CELLS

ITEM NUMBER	PART NUMBER	DESCRIPTION	QTY PER ASSY	EFFECTIVITY		
				TH-28	480	480B
-▲	AN525-10R7	. . Screw	26	X	X	X
-▲	MS24694S51	. . Screw	4	X	X	X
200▲	AN525-10R10	. . Screw	32	X	X	X
210	4122065-25	. Gasket	1	X	X	X
220	4122074-5	. Fuel Cap Flange Assembly	1	X	X	X
220	4122074-1	. Fuel Cap Flange Assembly (Superseded by 4122074-5)	1	X	X	X
230	4122074-11	. . Flange	1	X	X	X
240	AN525-416R8	. Screw	10	X	X	X
250	AN525-416R10	. Screw	2	X	X	X
260	4122065-23	. Gasket	1	X	X	X
270	4122065-15	. Cover Plate	1	X	X	X
280‡	4122071-11	. Dip Stick Tube	1	X	X	X
-	4122071-13	. Dip Stick	1	X	X	X

Note 1 This is the installation for the standard (legacy) fuel bladder system and was superseded by 4122054-3 (see Figure 5-1.1). For CRFS bladder installation, refer to Figure 5-13.

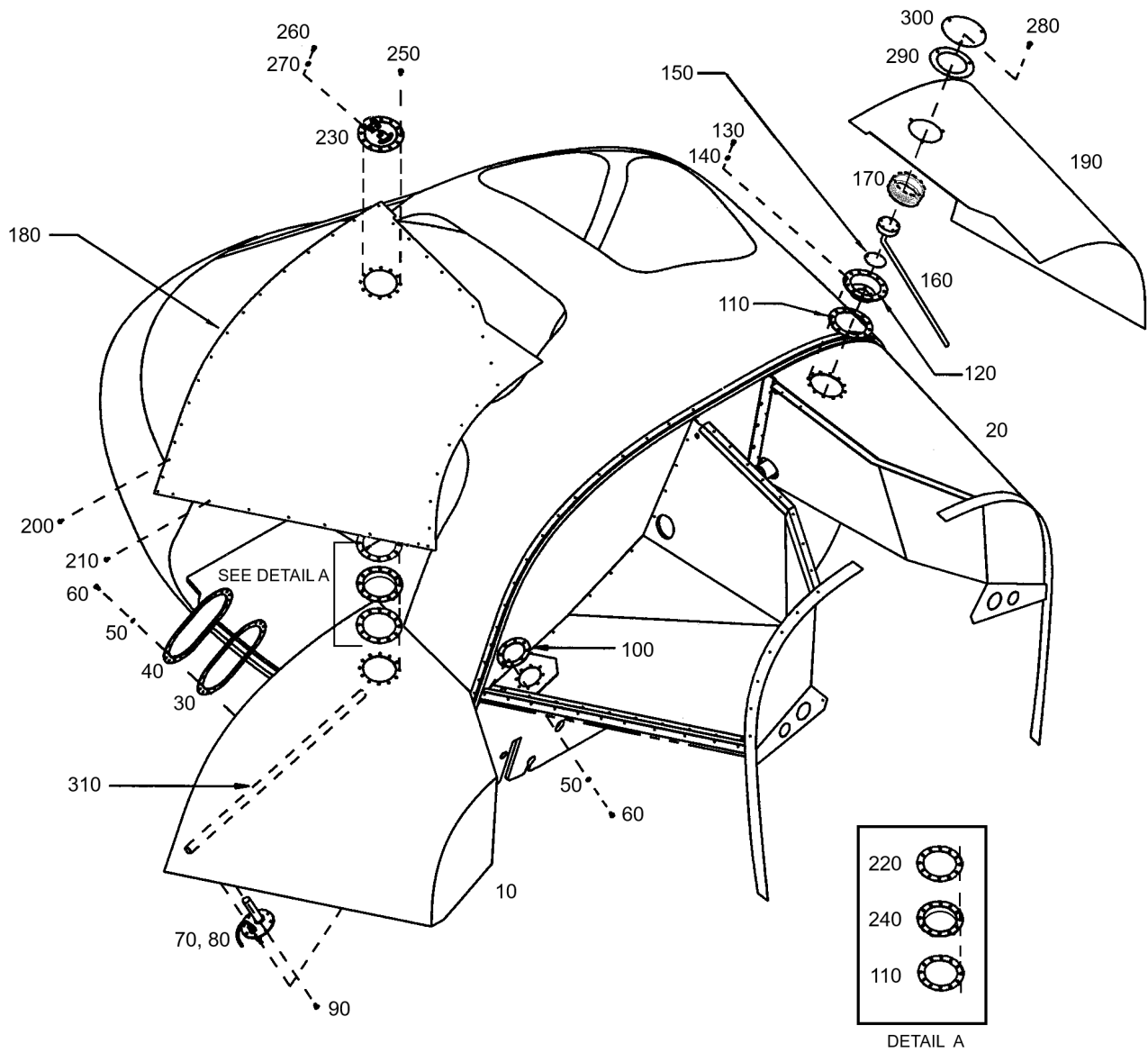
◆ Effectivity 480B S/N 5042 and subsequent. Retrofittable to 480 S/N 5001 through S/N 5041.

\* Used on serial numbers 5046, 5048 and subsequent, with indicator P/N ECD4038-5.

‡ 480B S/N 5231 and subsequent and helicopters modified in accordance with SIL T-062 are not equipped with item 26.

▲ Hardware used in 4119333-3 and 4119333-4 assembly installations.

# ENSTROM TH-28/480 SERIES ILLUSTRATED PARTS CATALOG



480/480B: S/N 5007, 5010, 5013 and subs.

FIGURE 5-1.1. FUEL CELL INSTALLATION – AEROTECH/UFCC/FFC FUEL CELLS

# ENSTROM TH-28/480 SERIES ILLUSTRATED PARTS CATALOG

FIGURE 5-1.1. FUEL CELL INSTALLATION – AEROTECH/UFCC/FFC FUEL CELLS

ITEM NUMBER	PART NUMBER	DESCRIPTION	QTY PER ASSY	EFFECTIVITY		
				TH-28	480	480B
→◆	4122054-3	Fuel System Installation (See Note 1)	REF		X	X
10	4122052-7	. Fuel Bladder Assembly, L/H	1		X	X
→▶	4122052-103	. . Fuel Bladder, L/H (Without Foam Baffles)	1			X
→◆◆	4122052-101	. . Fuel Bladder, L/H (Without Foam Baffles) (Superseded by 4122052-103)	1		X	X
→◇	4122052-5	. . Fuel Bladder, L/H (Without Foam Baffles) (Superseded by 4122052-101)	1		X	X
–	4122058-901	. . Foam Set: Fuel Bladder L/H	1		X	X
20	4122052-8	. Fuel Bladder Assembly, R/H	1		X	X
→▶	4122052-104	. . Fuel Bladder, R/H (Without Foam Baffles)	1			X
–	4122052-102	. . Fuel Bladder, R/H (Without Foam Baffles) (Superseded by 4122052-104)	1		X	X
→◆△	4122052-6	. . Fuel Bladder R/H (Without Foam Baffles) (Superseded by 4122052-104)	1		X	X
–	4122058-902	. . Foam Set: Fuel Bladder R/H	1	X	X	X
30	ECD4049-11	. Gasket	2	X	X	X
40	4122053-13	. Flange Plate	2	X	X	X
50	NAS1149D0416H	. Washer	56	X	X	X
60	AN4H3A	. Bolt	56	X	X	X
–	MS20995C25	. Safety Wire	A/R	X	X	X
70	4122057-3	. Flange Plate Assembly, L/H (See Figure 5-7 for breakdown)	1	X	X	X
70*	4122057-1	. Flange Plate Assembly, L/H (See Figure 5-7 for breakdown) (Superseded by 4122057-3)	1	X	X	X
80	4122057-4	. Flange Plate Assembly, R/H (See Figure 5-7 for breakdown)	1	X	X	X
80*	4122057-2	. Flange Plate Assembly, R/H (See Figure 5-7 for breakdown) (Superseded by 4122057-4)	1	X	X	X
90	MS24693-S294	. Screw	8			X
100	4122065-27	. Gasket	2	X	X	X
110	ECD4049-13	. Gasket	2	X	X	X
120	4122084-1	. Flanged Cup Assembly	1		X	X
130	NAS6604H2	. Bolt	6		X	X
140	NAS1149F0432P	. Washer	6		X	X
150	MS28775-233	. O-Ring	1		X	X
160	ECD4092-1	. Fuel Quantity Transmitter	1		X	X
170	4122084-13	. Spanner Nut	1		X	X

# ENSTROM TH-28/480 SERIES ILLUSTRATED PARTS CATALOG

FIGURE 5-1.1. FUEL CELL INSTALLATION – AEROTECH/UFCC/FFC FUEL CELLS

ITEM NUMBER	PART NUMBER	DESCRIPTION	QTY PER ASSY	EFFECTIVITY		
				TH-28	480	480B
180	4119333-3	. Fuel Cell Panel Assembly, L/H	1	X	X	X
190	4119333-4	. Fuel Cell Panel Assembly, R/H	1	X	X	X
200▲	AN525-10R6	. Screw	34	X	X	X
–▲	MS21075L3N	. Nutplate	72	X	X	X
–▲	AN525-10R8	. Screw	2	X	X	X
–▲	MS21061L3	. Nutplate	2	X	X	X
–▲	AN525-10R7	. Screw	26	X	X	X
–▲	MS24694S51	. Screw	4	X	X	X
210▲	AN525-10R10	. Screw	32	X	X	X
220	4122065-25	. Gasket	1	X	X	X
230	4122074-5	. Fuel Cap Flange Assembly	1	X	X	X
240	4122074-11	. Flange	1	X	X	X
250	AN525-416R8	. Screw	10	X	X	X
260	AN525-416R10	. Screw	2	X	X	X
270	NAS1149C0463R	. Washer	2	X	X	X
280	AN525-416R14	. Screw	6		X	X
290	4122065-35	. Gasket	1		X	X
300	4122065-33	. Cover	1		X	X
310‡	4122071-11	. Dip Stick Tube	1	X	X	X
–	4122071-13	. Dip Stick	1	X	X	X

Note 1 This is the installation for the standard (legacy) fuel bladder system. For CRFS bladder installation, refer to Figure 5-13.

\* 4122057-1/-2 is an acceptable alternate to 4122057-3/-4 on S/N 5013 through 5051.

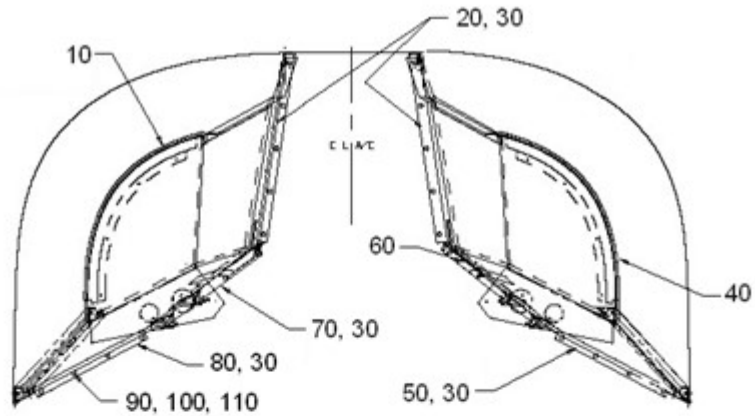
◆ Effectivity 480B S/N 5176 and subsequent. Retrofittable to 480 S/N 5001-5041, 480B S/N 5042 and subsequent.

‡ 480B S/N 5231 and subsequent and helicopters modified in accordance with SIL T-062 are not equipped with item 310.

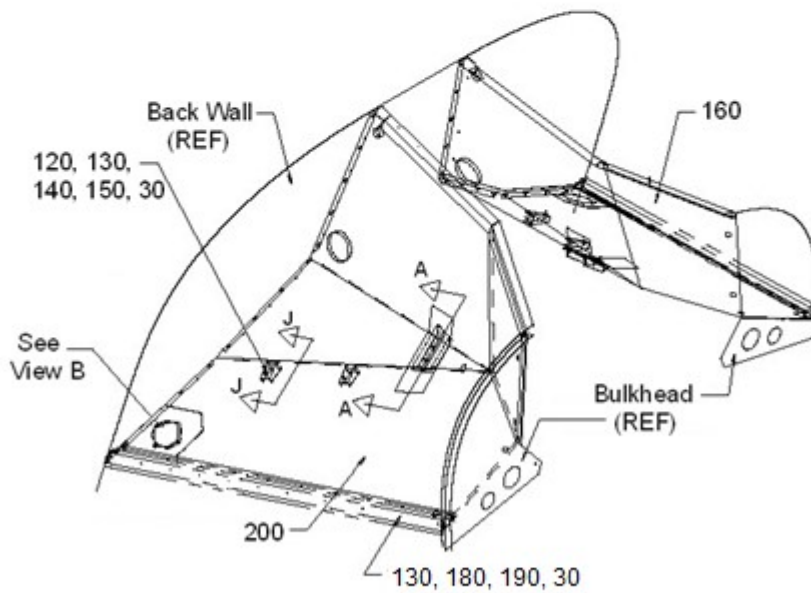
▲ Hardware used in 4119333-3 and 4119333-4 assembly installations.

▶ Effectivity 480B S/N 5259 and subsequent. Retrofittable 480B S/N 5042 and subsequent.

# ENSTROM TH-28/480 SERIES ILLUSTRATED PARTS CATALOG



View Looking Forward

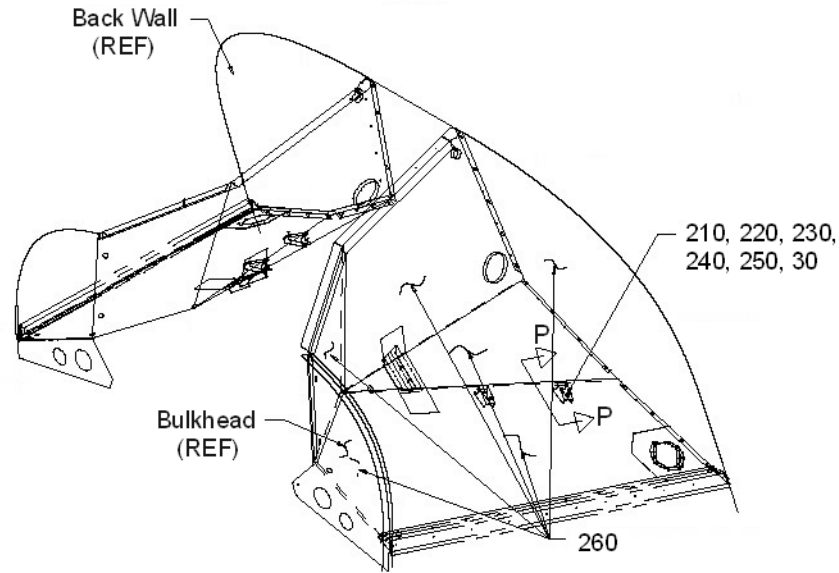


Isometric View from Left Side of Aircraft  
Bladder Structure and Attachments

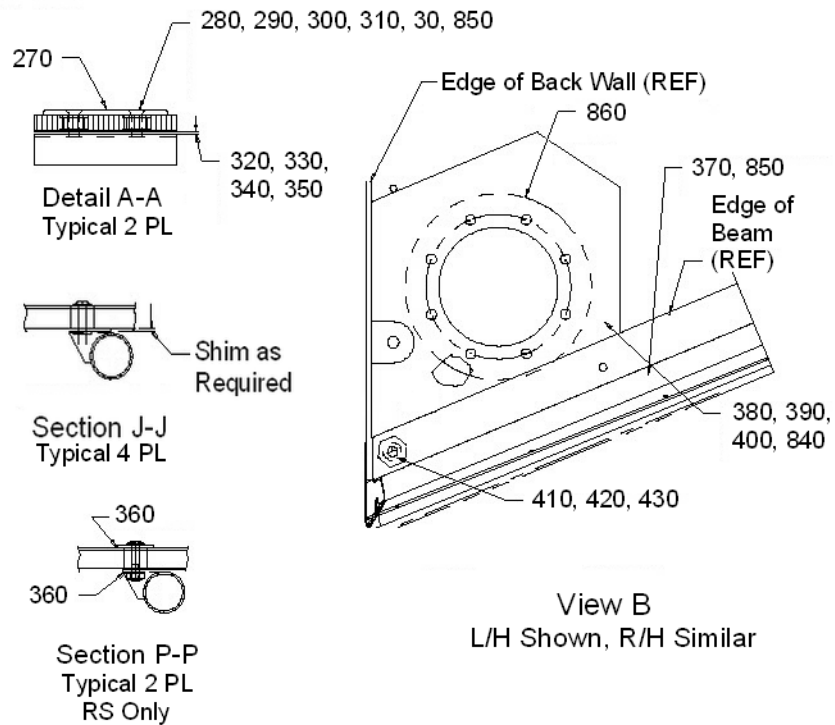
Sheet 1 of 4  
480/480B: S/N 5001 and Subsequent

FIGURE 5-2. FUEL BLADDER STRUCTURE ASSY/INSTALL- AEROTECH/UFCC/FFC FUEL CELLS

# ENSTROM TH-28/480 SERIES ILLUSTRATED PARTS CATALOG



Isometric View From Right Side of Aircraft Bladder Structure and Attachments

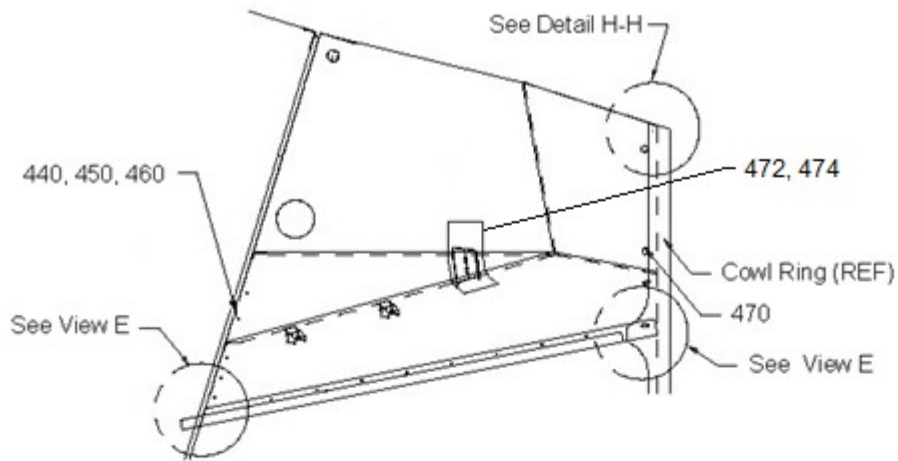


View B  
L/H Shown, R/H Similar

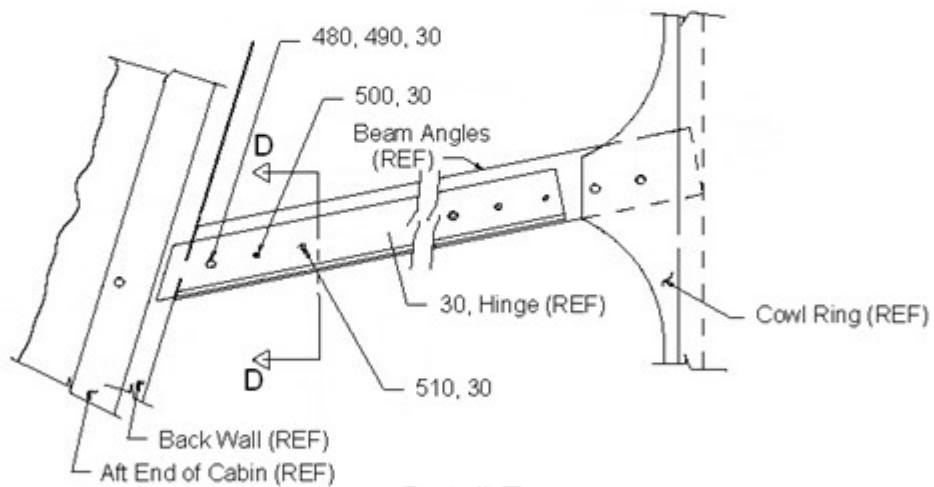
Sheet 2 of 4  
480/480B: S/N 5001 and subsequent

FIGURE 5-2. FUEL BLADDER STRUCTURE ASSY/INSTALL- AEROTECH/UFCC/FFC FUEL CELLS

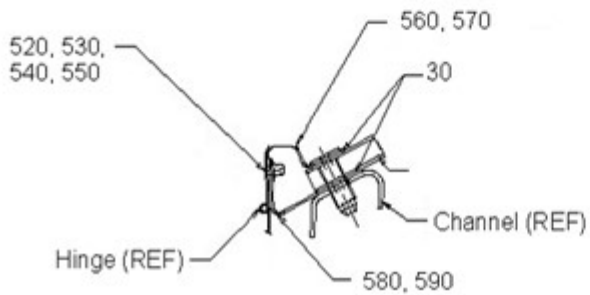
# ENSTROM TH-28/480 SERIES ILLUSTRATED PARTS CATALOG



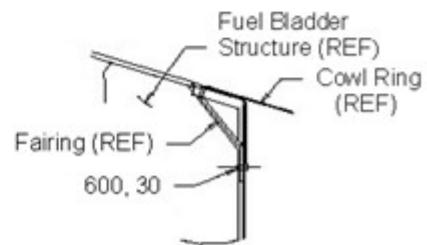
View Looking Inboard at Left Bladder,  
Right Bladder Similar



Detail E



Detail D

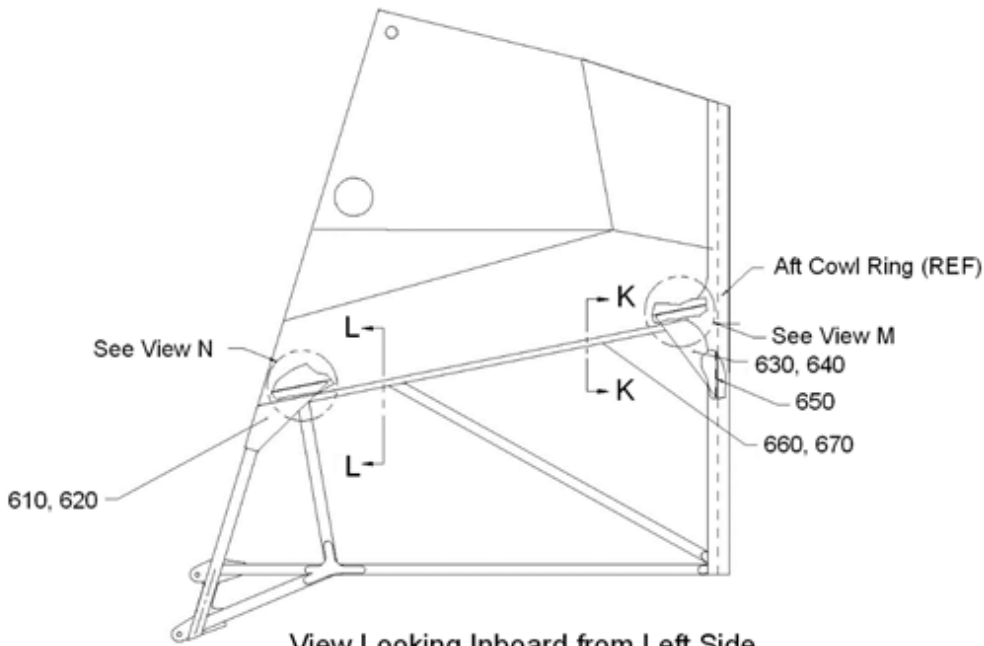


Detail H

Sheet 3 of 4  
480/480B: S/N 5001 and subsequent

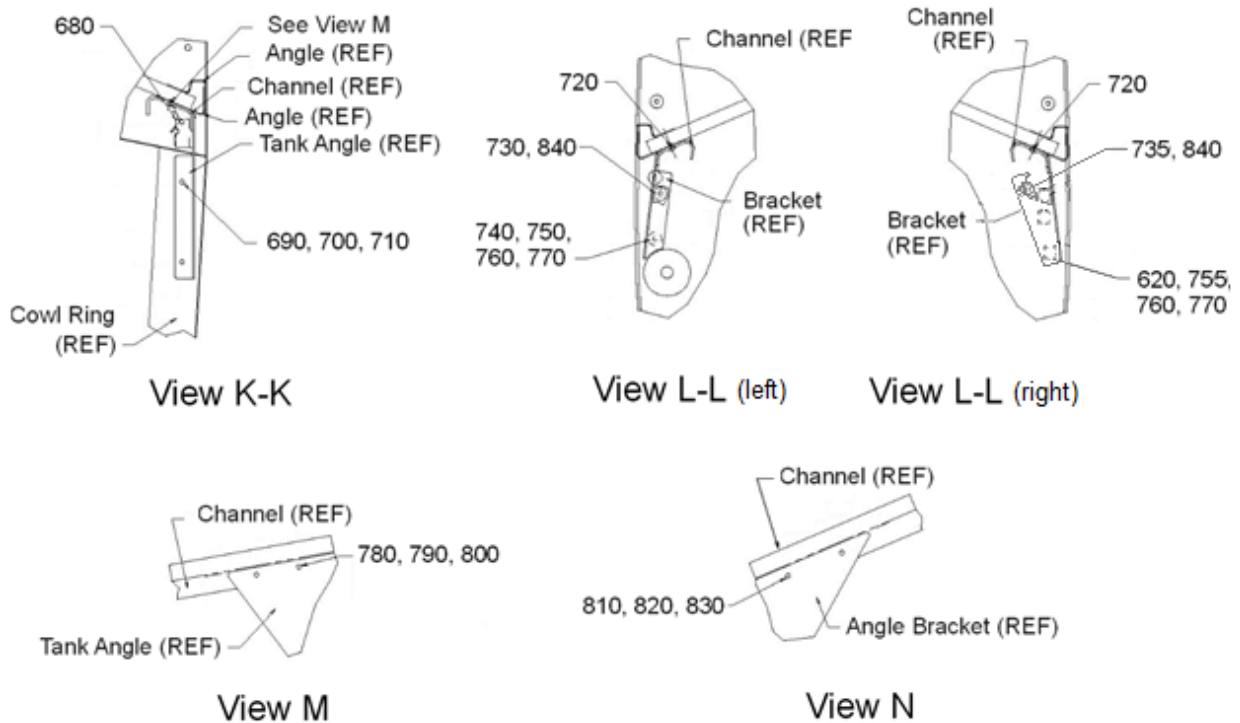
FIGURE 5-2. FUEL BLADDER STRUCTURE ASSY/INSTALL- AEROTECH/UFCC/FFC FUEL CELLS

# ENSTROM TH-28/480 SERIES ILLUSTRATED PARTS CATALOG



View Looking Inboard from Left Side  
Right Side Opposite  
(some details removed for clarity)

## Support Beam Under Fuel Tank Structure



Sheet 4 of 4  
480/480B: S/N 5001 and subsequent

FIGURE 5-2. FUEL BLADDER STRUCTURE ASSY/INSTALL- AEROTECH/UFCC/FFC FUEL CELL

# ENSTROM TH-28/480 SERIES ILLUSTRATED PARTS CATALOG

FIGURE 5-2. FUEL BLADDER STRUCTURE ASSY/INSTALL- AEROTECH/UFCC/FFC FUEL CELLS

ITEM NUMBER	PART NUMBER	DESCRIPTION	QTY PER ASSY	EFFECTIVITY		
				TH-28	480	480B
-	4122061-5	Bladder Structure Assy/Install	REF		X	X
10	4122086-11	. Fairing Fuel Bladder Structure (L/H)	1		X	X
20	4122005-39	. Angle Fuel Tank Attach	2		X	X
30	PR1440B1/2QT	. . Sealant: Fuel Tank (See Note 2)	A/R		X	X
30	PR1440B2	. . Sealant: Fuel Tank (Alternate to PR1440B1/2QT)	A/R		X	X
40	4122086-12	. Fairing Fuel Bladder Structure (R/H)	1		X	X
50	4122005-20	. Angle Fuel Tank Attach	2		X	X
60	4122005-43	. Angle Fuel Tank Attach	1		X	X
70	4122005-41	. Angle Fuel Tank Attach	1		X	X
80	4122005-19	. Angle Fuel Tank Attach	2		X	X
90	MS24694-S56	. Screw, Machine	26		X	X
100	NAS1149F0332P	. Washer, Flat	26		X	X
100	AN960-10L	. Washer, Flat (Alternate)	26		X	X
110	MS21083N3	. Nut, Hex	26		X	X
110	AN364-1032A	. Nut, Hex (Superseded by MS21083N3)	26		X	X
120	NAS1833-3-500	. Insert, Threaded	2		X	X
130	AN525-10R14	. Screw, Machine	22		X	X
140	NAS1149F0332P	. Washer, Flat	2		X	X
140	AN960-10L	. Washer, Flat (Alternate)	2		X	X
150	MS21083N3	. Nut, Hex	2		X	X
150	AN364-1032A	. Nut, Hex (Superseded by MS21083N3)	2		X	X
160	4122044-2	. Fuel Bladder Structure Assy (R/H)	1		X	X
180	NAS1149F0332P	. Washer, Flat	20		X	X
180	AN960-10L	. Washer, Flat (Alternate)	20		X	X
190	MS21083N3	. Nut, Hex	20		X	X
190	AN364-1032A	. Nut, Hex (Superseded by MS21083N3)	20		X	X
200	4122044-1	. Fuel Bladder Structure Assy (L/H)	1		X	X
210	NAS1833-3-500	. Insert, Threaded	2		X	X
220	AN525-10R16	. Screw, Machine	2		X	X
230	AN970-3	. Washer, Flat (Use Under Head)	2		X	X
240	NAS1149F0332P	. Washer, Flat (Use Under Nut)	2		X	X
240	AN960-10L	. Washer, Flat (Use Under Nut) (Alternate)	2		X	X
250	MS21083N3	. Nut, Hex	2		X	X
250	AN364-1032A	. Nut, Hex (Superseded by MS21083N3)	2		X	X
260*	1238716	. . Electrodag	A/R		X	X
270	4122005-49	. Washer	2		X	X
280	NAS1833-3-500	. Insert, Threaded	2		X	X

# ENSTROM TH-28/480 SERIES ILLUSTRATED PARTS CATALOG

FIGURE 5-2. FUEL BLADDER STRUCTURE ASSY/INSTALL- AEROTECH/UFCC/FFC FUEL CELLS

ITEM NUMBER	PART NUMBER	DESCRIPTION	QTY PER ASSY	EFFECTIVITY		
				TH-28	480	480B
290	MS24694-S301	. Screw, Machine	2		X	X
300	MS21083N4	. Nut, Hex	2		X	X
300	AN364-428A	. Nut, Hex (Superseded by MS21083N4)	2		X	X
310	NAS1149F0432P	. Washer, Flat	2		X	X
310	AN960-416L	. Washer, Flat (Alternate)	2		X	X
320	4122038-11	. Shim, Fuel Bladder Structure	A/R		X	X
330	4122038-13	. Shim, Fuel Bladder Structure	A/R		X	X
340	4122038-15	. Shim, Fuel Bladder Structure	A/R		X	X
350	4122038-17	. Shim, Fuel Bladder Structure	A/R		X	X
360*	CP8-TB	. . Kopr- Shield,	A/R		X	X
370	NAS1833-3-500	. Insert, Threaded	20		X	X
380	4122062-11	. Flange Plate Fuel Structure	1		X	X
390	4122062-13	. Flange Plate Fuel Structure	1		X	X
400	EA9309NA	. . Adhesive; Structural Epoxy	A/R		X	X
410	28-12429-9	. Fitting, Drain Outlet	2		X	X
420	NAS1149F0763P	. Washer, Flat (Use on Far Side)	2		X	X
420	AN960-716	. Washer, Flat (Use on Far Side) (Alternate)	2		X	X
430	AN924-4W	. Nut, Tube	2		X	X
430	AN924-4D	. Nut, Tube (Superseded by AN924-4W)	2		X	X
440	AN525-832R7	. Screw, Machine	10		X	X
450	NAS1149FN816P	. Washer, Flat	10		X	X
450	AN960-8L	. Washer; Flat (Alternate)	10		X	X
460	MS21083N08	. Nut, Hex	10		X	X
460	AN364-832A	. Nut, Hex (Superseded by MS21083N08)	10		X	X
470	AN526-1032R6	. Screw, Machine	8		X	X
472	4122005-25	. Doubler	1		X	X
474	4122005-26	. Doubler	1		X	X
480	NAS1068A3	. Nut Plate	13		X	X
490	CCR264SS-3-02	. Rivet	26		X	X
500	CR3212-4-03	. Rivet	9		X	X
510	CR3212-4-03	. Rivet	10		X	X
520	NAS1068A3	. Nut Plate	10		X	X
530	CCR264SS-3-02	. Rivet	2		X	X
540	CR3212-4-02	. Rivet	10		X	X
550	CR3212-4-03	. Rivet	10		X	X
560	4122047-19	. Angle Beam	1		X	X
570	4122047-20	. Angle Beam	1		X	X

# ENSTROM TH-28/480 SERIES ILLUSTRATED PARTS CATALOG

FIGURE 5-2. FUEL BLADDER STRUCTURE ASSY/INSTALL- AEROTECH/UFCC/FFC FUEL CELLS

ITEM NUMBER	PART NUMBER	DESCRIPTION	QTY PER ASSY	EFFECTIVITY		
				TH-28	480	480B
580	4122047-17	. Angle Beam	1		X	X
590	4122047-18	. Angle Beam	1		X	X
600	MS20470A4-4	. Rivet	3		X	X
600	MS20470AD4-4	. Rivet (Replaced by MS20470A4-4)	4		X	X
610	4122085-13	. Angle Bracket Fuel Tank Support	1		X	X
620**	4122085-24	. Angle Bracket Fuel Tank Support	1		X	X
620	4122085-14	. Angle Bracket Fuel Tank Support (Superseded by 4122085-24)	1		X	X
630	4122085-15	. Tank Angle Fuel Structure	1		X	X
640	4122085-16	. Tank Angle Fuel Structure	1		X	X
650	4122047-17	. Angle Beam	1		X	X
660	4122085-21	. Channel Fuel Tank Support (LH)	1		X	X
670	4122085-22	. Channel Fuel Tank Support (RH)	1		X	X
680	4122047-19	. Angle Beam	1		X	X
690	MS27039-1-11	. Screw, Machine	3		X	X
700	NAS1149F0363P	. Washer, Flat	6		X	X
700	AN960-10	. Washer, Flat (Alternate)	6		X	X
710	MS21083N3	. Nut, Hex	3		X	X
710	AN364-1032A	. Nut, Hex (Superseded by MS21083N3)	3		X	X
720	CR3213-5-03	. Rivet	38		X	X
730	NAS1834A3-500	. Insert	1		X	X
735	NAS1834A3K500	. Insert	1		X	X
740	4122085-13	. Angle Bracket Fuel Tank Support	2		X	X
750	MS27039-1-16	. Screw, Machine	2		X	X
755	MS24694-S58	. Screw	2		X	X
760	NAS1149F0363P	. Washer, Flat	4		X	X
760	AN960-10	. Washer, Flat (Alternate)	4		X	X
770	MS21083N3	. Nut, Hex	2		X	X
770	AN364-1032A	. Nut, Hex (Superseded by MS21083N3)	2		X	X
780	MS27039-1-09	. Screw, Machine	4		X	X
790	NAS1149F0363P	. Washer, Flat	8		X	X
790	AN960-10	. Washer, Flat (Alternate)	8		X	X
800	MS21083N3	. Nut, Hex	4		X	X
800	AN364-1032A	. Nut, Hex (Superseded by MS21083N3)	4		X	X
810	MS27039-1-09	. Screw, Machine	4		X	X
820	NAS1149F0363P	. Washer, Flat	8		X	X
820	AN960-10	. Washer, Flat (Alternate)	8		X	X
830	MS21083N3	. Nut, Hex	4		X	X

# ENSTROM TH-28/480 SERIES ILLUSTRATED PARTS CATALOG

FIGURE 5-2. FUEL BLADDER STRUCTURE ASSY/INSTALL- AEROTECH/UFCC/FFC FUEL CELLS

ITEM NUMBER	PART NUMBER	DESCRIPTION	QTY PER ASSY	EFFECTIVITY		
				TH-28	480	480B
830	AN364-1032A	. Nut, Hex (Superseded by MS21083N3)	4		X	X
840	EC-776	. . Sealant: Tank, Fuel Resistant (See Note 1)	A/R		X	X
850	EA9394	. . Adhesive: Structural Epoxy (See Note 3)	A/R		X	X
860	TF3056FR	. . Compound: Potting (See Note 4)	A/R		X	X

Note 1 Use EC-776 fire resistant tank sealant to coat the interior of the fuel bladder structure and the backwall.

Note 2 Use PR1440B1/2QT fuel tank sealant to seal the backwall to the structure joints and to the beam, cowl ring, and cabin.

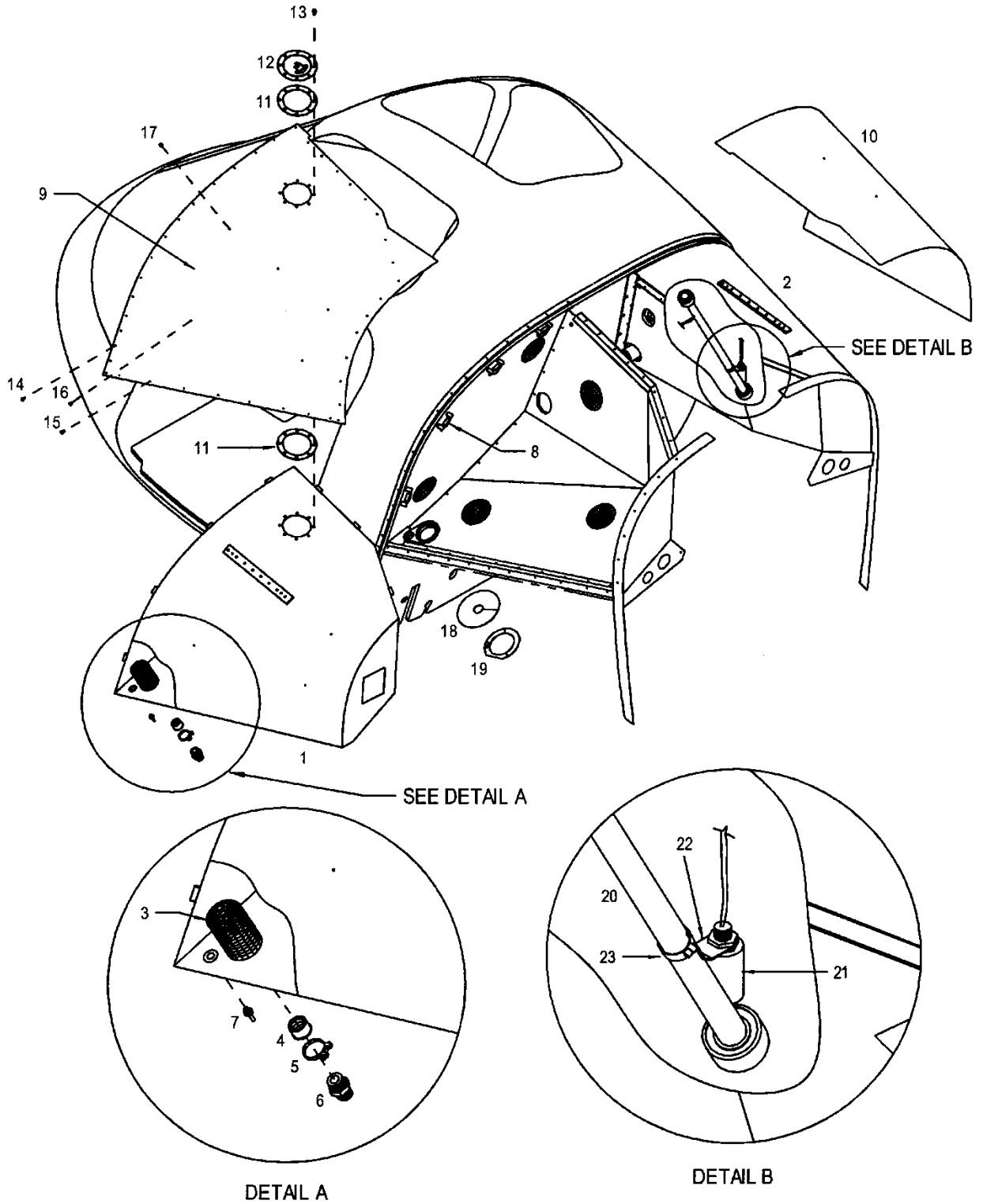
Note 3 Pot inserts with EA9394 structural epoxy adhesive per SP-141.

Note 4 Edge fill with TF3056FR potting compound.

\* Effectivity 480 S/N 5001, 480B S/N 5042 – 5197. No longer installed on 480B S/N 5198 and subsequent.

\*\* Effectivity 480B S/N 5176 and subsequent. Retrofittable to 480 S/N 5001, 480B S/N 5042 and subsequent.

# ENSTROM TH-28/480 SERIES ILLUSTRATED PARTS CATALOG



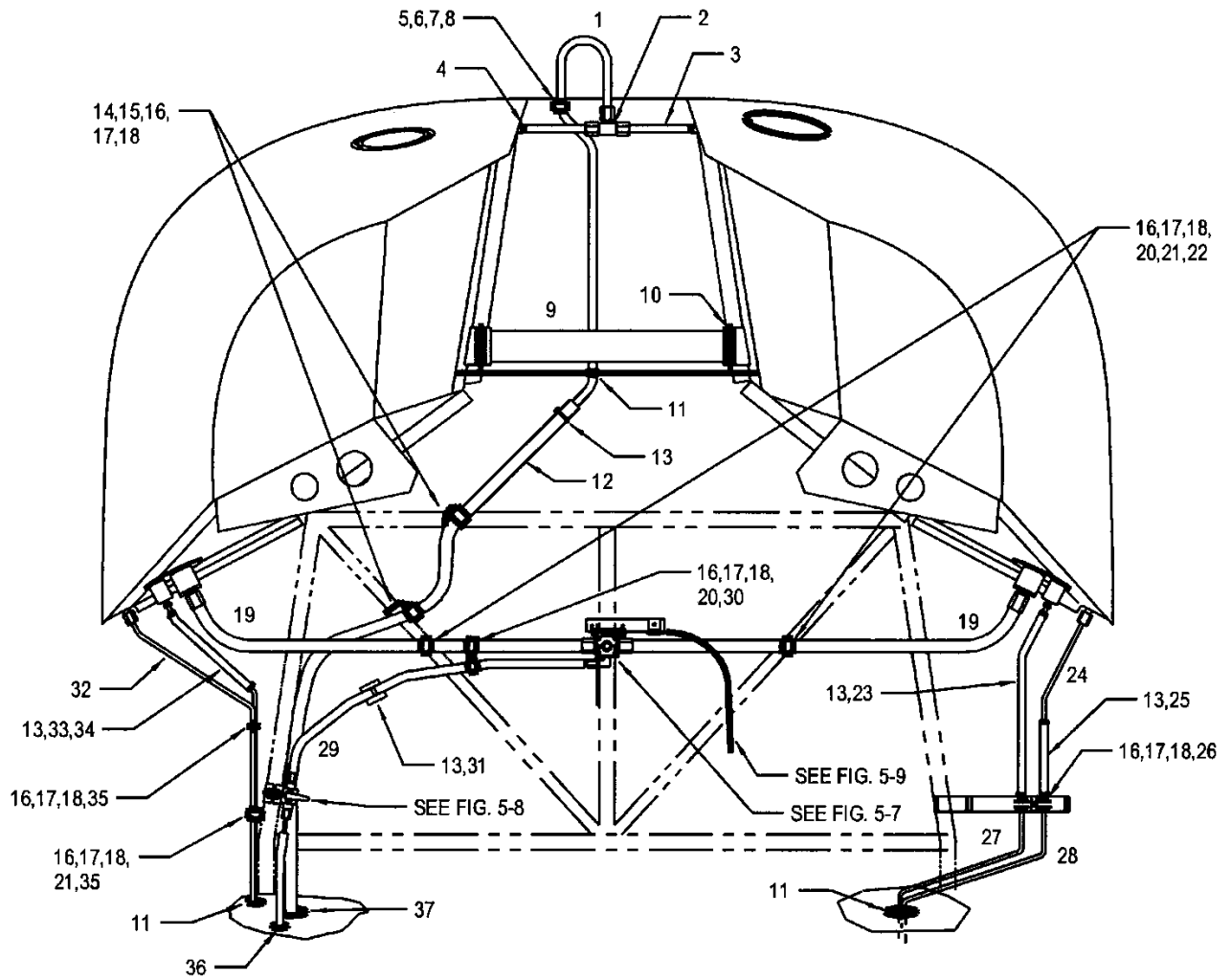
480: S/N 5001-5009  
TH-28: 3006

FIGURE 5-3. FUEL CELL INSTALLATION – AERAZUR FUEL CELLS

# ENSTROM TH-28/480 SERIES ILLUSTRATED PARTS CATALOG

INTENTIONALLY LEFT BLANK

# ENSTROM TH-28/480 SERIES ILLUSTRATED PARTS CATALOG

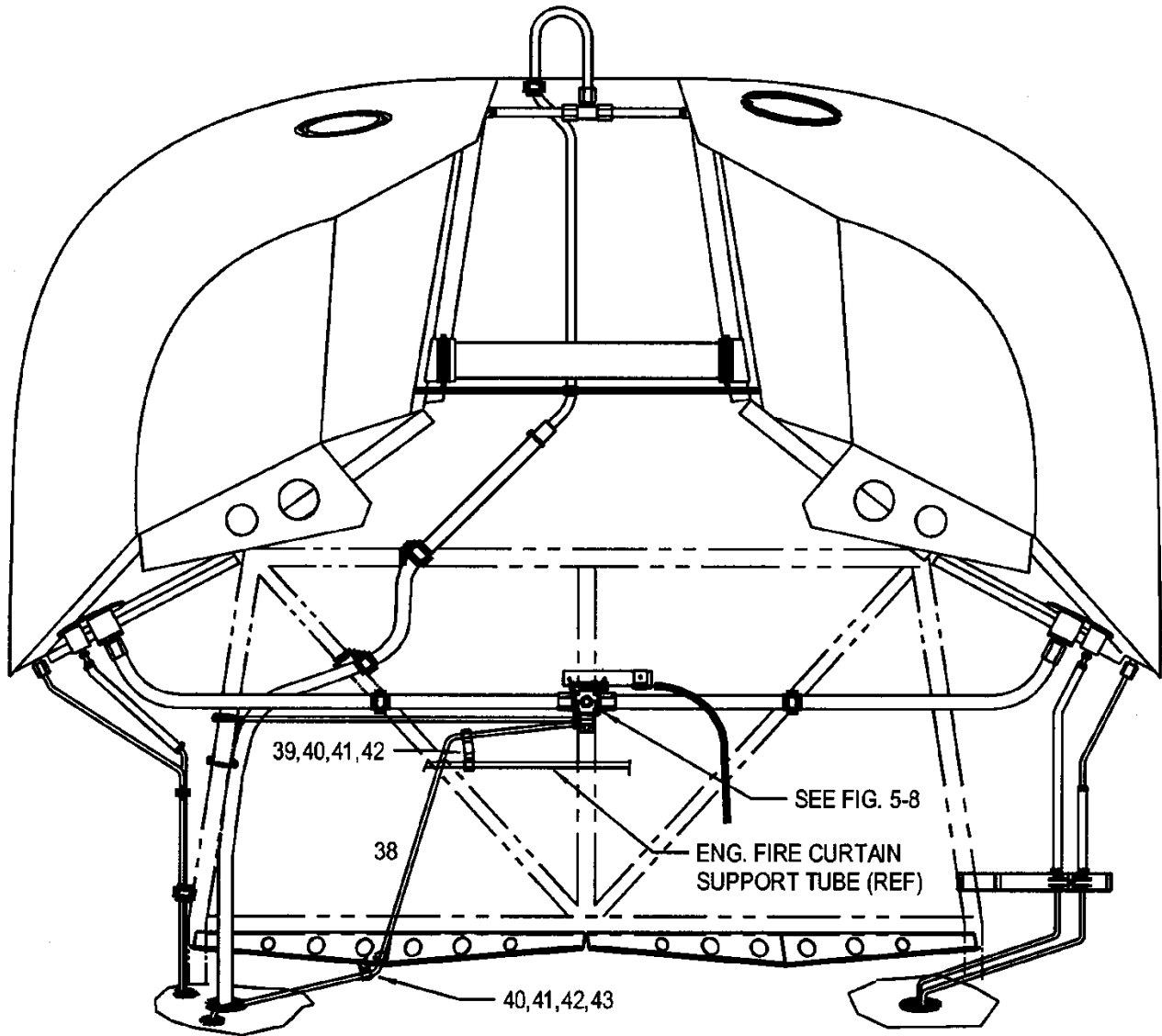


480/480B: S/N 5013-5032, 5039 through 5113.  
 TH-28: 3007 and subs.

Sheet 1 of 3

FIGURE 5-5. FUEL LINE INSTALLATION – AEROTECH/UFCC/FFC FUEL CELLS

# ENSTROM TH-28/480 SERIES ILLUSTRATED PARTS CATALOG

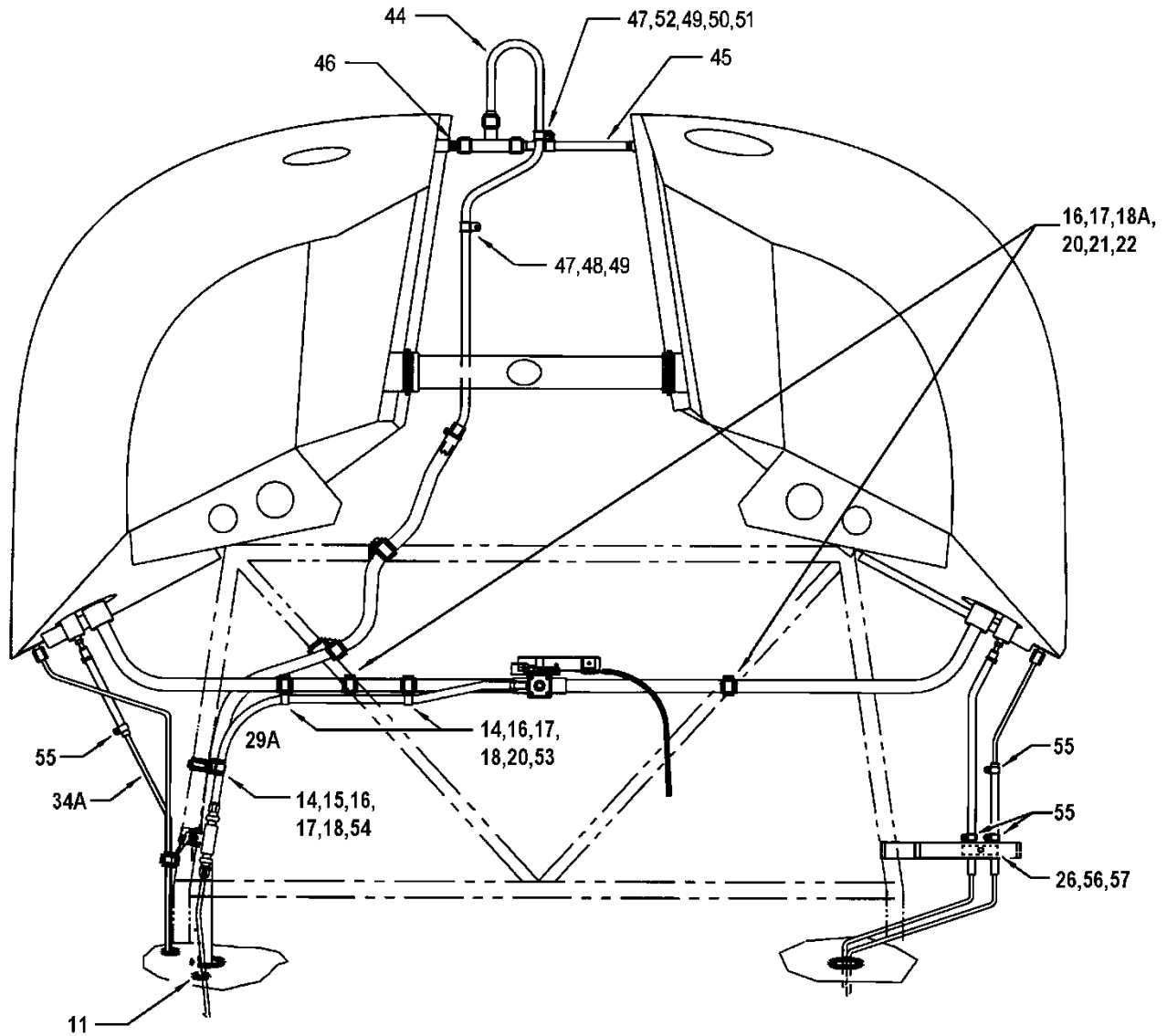


Same as Sheet 1 except as noted.

Sheet 2 of 3  
480: S/N 5033-5038

FIGURE 5-5. FUEL LINE INSTALLATION – AEROTECH/UFCC/FFC FUEL CELLS

# ENSTROM TH-28/480 SERIES ILLUSTRATED PARTS CATALOG



Sheet 3 of 3  
480/B: S/N 5114 and subsequent

Same as Sheet 1 except as noted.

480B equipped with increased cooling kit, P/N 4230031

FIGURE 5-5. FUEL LINE INSTALLATION – AEROTECH/UFCC/FFC FUEL CELLS

# ENSTROM TH-28/480 SERIES ILLUSTRATED PARTS CATALOG

FIGURE 5-5. FUEL LINE INSTALLATION – AEROTECH/UFCC/FFC FUEL CELLS

ITEM NUMBER	PART NUMBER	DESCRIPTION	QTY PER ASSY	EFFECTIVITY		
				TH-28	480	480B
1	4122030-5	. Vent Line	1	X	X	X
2	AN824-8D	. Tee	1	X	X	X
3	4122030-7	. Vent Line	2	X	X	X
4	NAS1922-0100-3	. Clamp	2	X	X	X
5	AN520-10R16	. Screw	1	X	X	X
6	SM21919F8	. Clamp	1	X	X	X
7	AN960-10L	. Washer	1	X	X	X
8	AN364-1032A	. Nut	1	X	X	X
9	4122059-3	. Crossover	1	X	X	X
10	NAS1922-0225-3	. Clamp	2	X	X	X
11	MS35489-14	. Grommet	3	X	X	X
12	4122035-5	. Hose Assembly	1	X	X	X
–	801-8	. . Hose	50"	X	X	X
–	4120038-25	. . Placard	1	X	X	X
13	SST1M-MP	. Tie Wrap	8	X	X	X
14	MS21919WCJ14	. Clamp	2	X	X	X
15	MS21919WCJ16	. Clamp	2	X	X	X
16	MS35206-246	. Screw	9	X	X	X
17	NAS1149FN816P	. Washer	18	X	X	X
18	MS21042-08	. Nut	9	X	X	X
18A	S8P150	. Plus Nut	2	X	X	X
19	4122025-3	. Fuel Line	2	X	X	X
20	MS21919WCJ18	. Clamp	3	X	X	X
21	AN743-13	. Bracket	3	X	X	X
22	CR3213-4-02	. Rivet	4	X	X	X
23	4122035-3	. Hose Assembly	1	X	X	X
–	801-4	. . Hose	16"	X	X	X
–	4120038-23	. . Placard	1	X	X	X
24	4122029-3	. Drain Line	1	X	X	X
25	4122035-1	. Drain Hose Assembly	1	X	X	X
26	MS21919WCJ8	. Clamp	2	X	X	X
27*	4122037-14	. Drain Line	1		X	X
27	4122037-12	. Drain Line (Obsolete)	1	X	X	X
28*	4122037-13	. Drain Line	1		X	X
28	4122037-11	. Drain Line (Obsolete)	1	X	X	X
29	LW12878-4S-260	. Hose Assembly	1	X	X	X

# ENSTROM TH-28/480 SERIES ILLUSTRATED PARTS CATALOG

FIGURE 5-5. FUEL LINE INSTALLATION – AEROTECH/UFCC/FFC FUEL CELLS

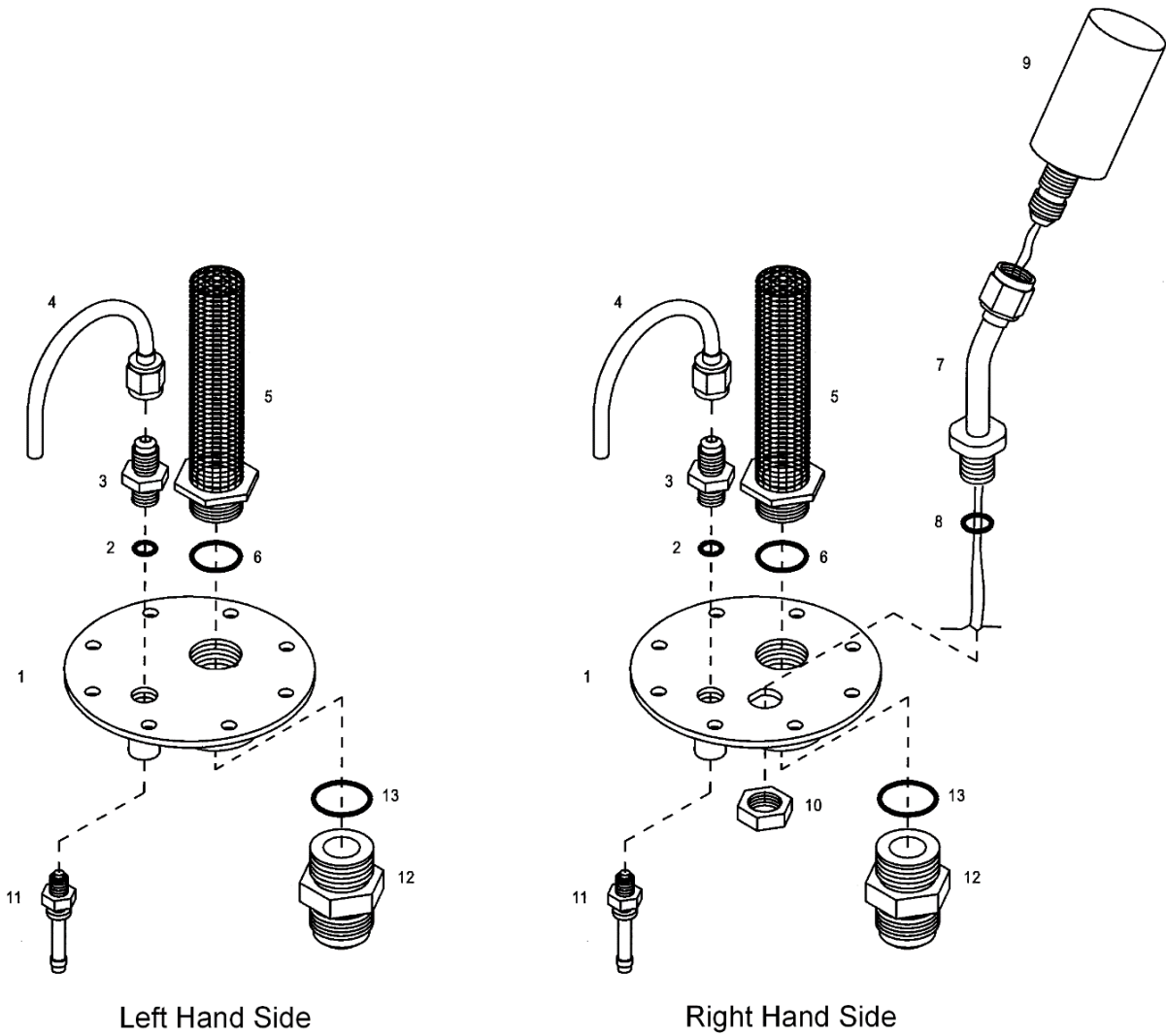
ITEM NUMBER	PART NUMBER	DESCRIPTION	QTY PER ASSY	EFFECTIVITY		
				TH-28	480	480B
29A	4122026-9	. Hose Assembly	1		X	X
30	MS21919WF10	. Clamp	1	X	X	X
31	ABMS-A	. Mount	1	X	X	X
32	4122029-1	. Drain Line Assembly	1	X	X	X
33	4122035-1	. Drain Hose Assembly	1	X	X	X
-	801-4	. . Hose	12"	X	X	X
-	4120038-23	. . Placard	1	X	X	X
34	4122029-15	. Drain Line	1	X	X	X
34A	4122029-7	. Drain Line Assembly	1		X	X
35	444-4-2-6	. Clamp	2	X	X	X
36	MS35489-14	. Grommet	1	X	X	X
37	MS35489-20	. Grommet	1	X	X	X
38	4122028-3	. Drain Line	1	X	X	X
39	MS21919WF4	. Clamp	2	X	X	X
40	AN525-832R7	. Screw	2	X	X	X
41	AN960-8L	. Washer	4	X	X	X
42	AN364-832A	. Nut	2	X	X	X
43	786-4-CU	. Clamp	1	X	X	X
44	4122030-9	. Vent Line Assembly	1		X	X
45	4122030-105	. Vent Line Assembly	1		X	X
46	4122030-101	. Vent Line Assembly	1		X	X
47	MS21919WCJ8	. Clamp	3		X	X
48	MS35206-244	. Screw	2		X	X
49	NAS1149FN816P	. Washer	3		X	X
50	MS35338-244	. Lock Washer	1		X	X
51	MS21042-08	. Nut	1		X	X
52	MS35206-246	. Screw	1		X	X
53	MS35333-40	. Lock Washer	2		X	X
54	MS21919WCJ12	. Clamp	1		X	X
55	#1	. Clamp	4		X	X
56	AN3-4A	. Bolt	1		X	X
57	NAS1149F0332P	. Washer	1		X	X

\* Effectivity S/N 5147 and subsequent.

# ENSTROM TH-28/480 SERIES ILLUSTRATED PARTS CATALOG

INTENTIONALLY LEFT BLANK

# ENSTROM TH-28/480 SERIES ILLUSTRATED PARTS CATALOG



Left Hand Side

Right Hand Side

480/480B: S/N 5013 and Subs.  
 (earlier S/N modified to Aerotech/UFCC fuel cells)  
 TH-28: 3007 and Subs.

FIGURE 5-7. FLANGED PLATE ASSEMBLY – AEROTECH/UFCC/FFC FUEL CELLS

# ENSTROM TH-28/480 SERIES ILLUSTRATED PARTS CATALOG

FIGURE 5-7. FLANGED PLATE ASSEMBLY – AEROTECH/UFCC/FFC FUEL CELLS

ITEM NUMBER	PART NUMBER	DESCRIPTION	QTY PER ASSY	EFFECTIVITY		
				TH-28	480	480B
–**	4122057-3	. Flanged Plate Assembly, L/H	1	X	X	X
–**	4122057-4	. Flanged Plate Assembly, R/H	1	X	X	X
1	4122053-17	.. Flanged Plate (-3 Assy)	1	X	X	X
1	4122053-19	.. Flanged Plate (-4 Assy)	1	X	X	X
2*	MS29513-012	.. O-Ring	1	X	X	X
2*	MS29513-110	.. O-Ring (Superseded by MS29513-012)	1	X	X	X
3	4122056-11	.. Sump Fitting	1	X	X	X
4	4122060-1	.. Siphon Tube Assembly	1	X	X	X
–**	MS20995C32	.. Safety Wire	10 in.	X	X	X
5	4122055-3	.. Fuel Strainer Assembly	1	X	X	X
6*	MS29513-116	... O-Ring	1	X	X	X
7	4122070-1	.. Support Tube Assembly (-4 Assy)	1	X	X	X
8	MS29513-017	.. O-Ring (-4 Assy)	1	X	X	X
9	ECD4046-1	.. Float Switch (-4 Assy)	1	X	X	X
–	1-480319-0	... Housing: Cap, 2P Pin Contact	1	X	X	X
–	60618-1	... Contact: Pin	2	X	X	X
10	AN924-6D	.. Nut (-4 Assy)	1	X	X	X
11	4122034-11	.. Valve	1	X	X	X
–**	PR1440B2	... Sealant	1	X	X	X
12●	4129054-41	.. Fitting Assembly	1	X	X	X
12†	4129054-13	.. Fitting Assembly (Superseded by 4129054-41)	1	X	X	X
12	4129054-3	.. Fitting Assembly (Superseded by 4129054-13)	1	X	X	X
13	MS28778-12	... O-Ring	1	X	X	X

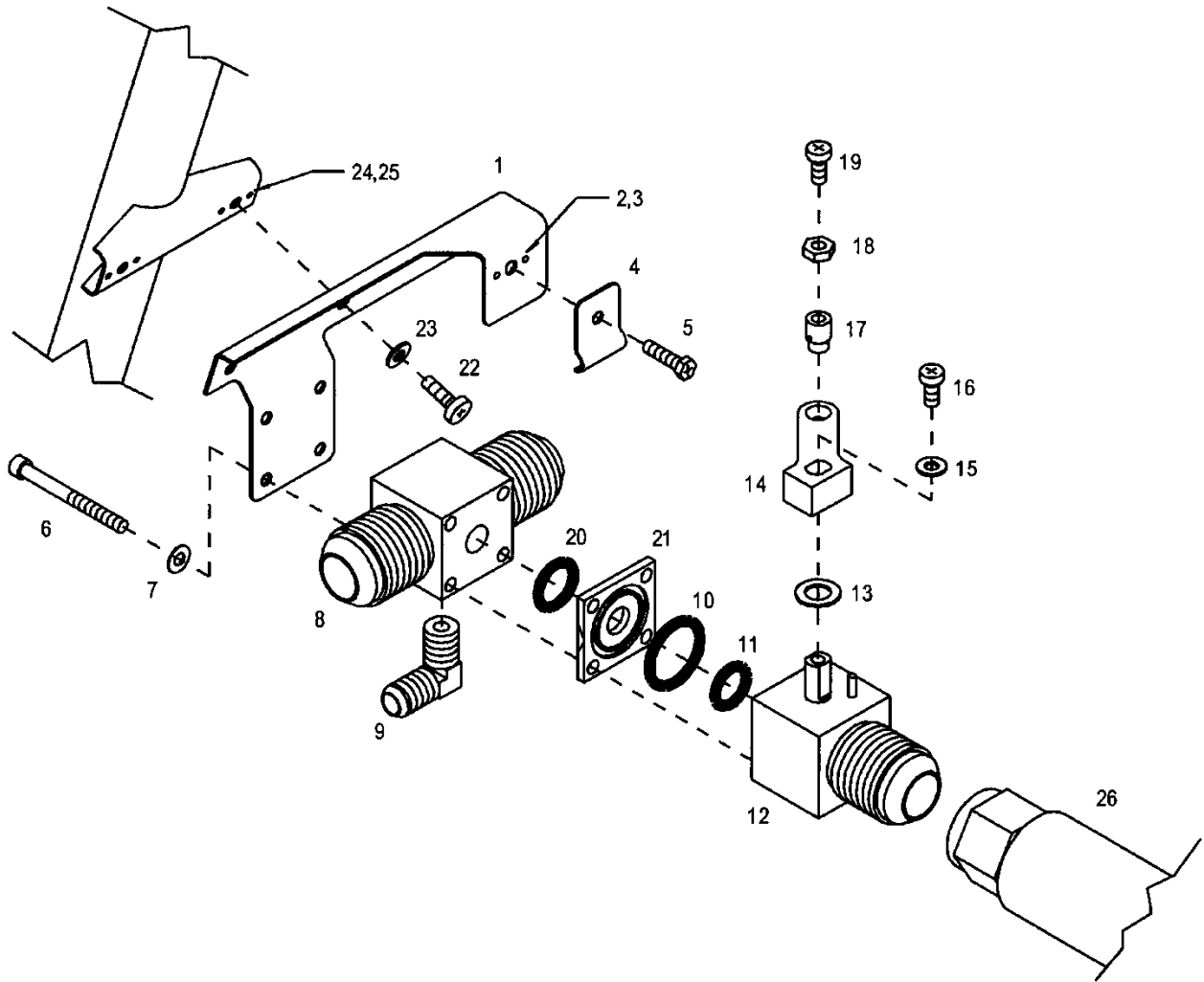
\* Effectivity S/N 5088 and subsequent. Retrofittable to 480 S/N 5001, 480B S/N 5042 and subsequent.

\*\* Effectivity S/N 5147 and subsequent. Retrofittable to 480 S/N 5001, 480B S/N 5042 and subsequent.

† Effectivity 480B S/N 5143 and subsequent. Retrofittable to 480 S/N 5001, 480B S/N 5042 and subsequent.

● Effectivity 480B S/N 5194 and subsequent. Retrofittable to 480 S/N 5001, 480B S/N 5042 and subsequent.

# ENSTROM TH-28/480 SERIES ILLUSTRATED PARTS CATALOG



480: S/N 5001-5032  
TH-28: 3006

Sheet 1 of 3

FIGURE 5-8. FUEL SHUTOFF VALVE ASSEMBLY

# ENSTROM TH-28/480 SERIES ILLUSTRATED PARTS CATALOG

FIGURE 5-12. OPTIONAL AIRFRAME MOUNTED FUEL FILTER

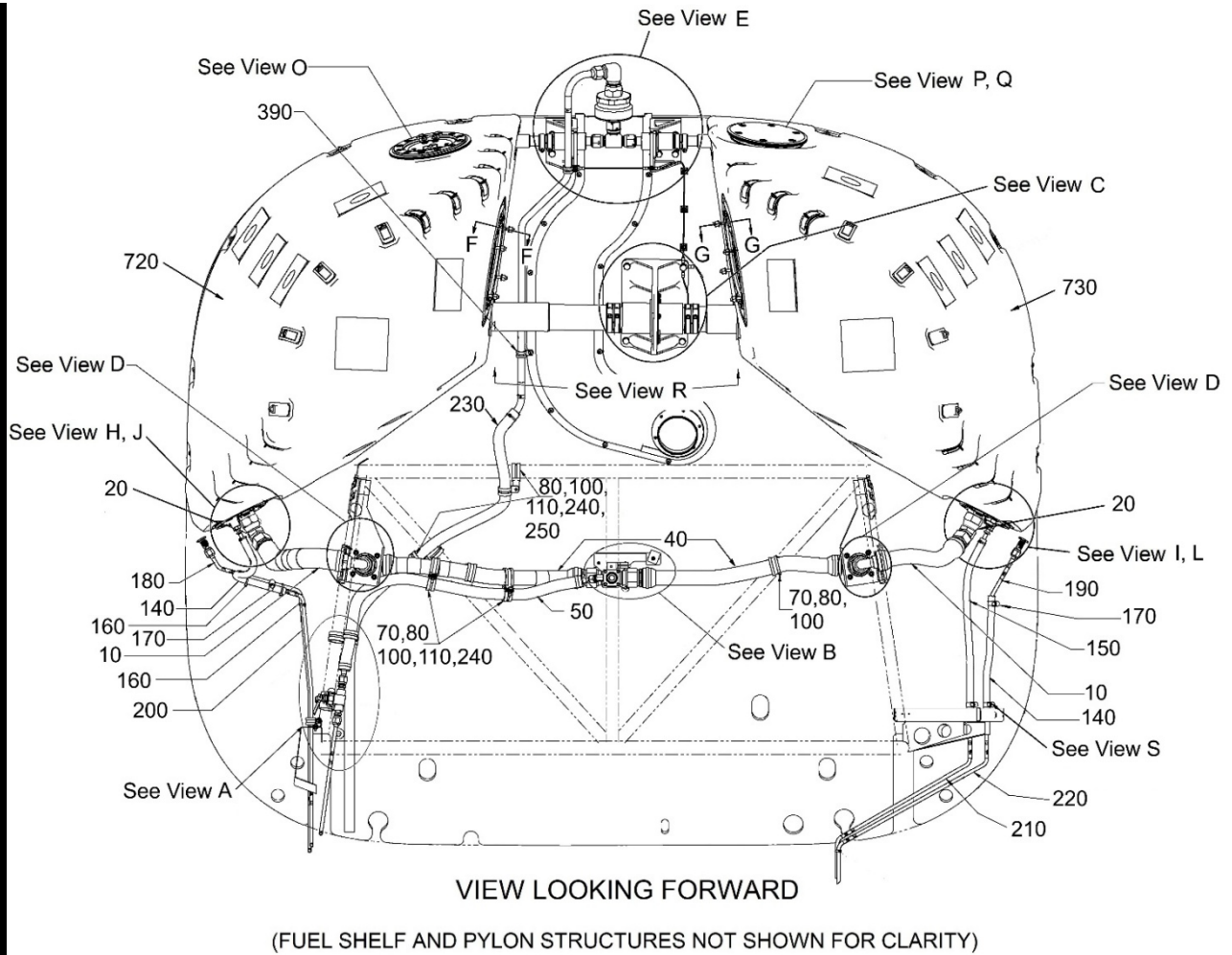
ITEM NUMBER	PART NUMBER	DESCRIPTION	QTY PER ASSY	EFFECTIVITY		
				TH-28	480	480B
250**	MS35206-246	. Screw	3	X	X	X
250	AN515-8-10	. Screw (Superseded by MS35206-246)	3	X	X	X
260*	MS21042-08	. Nut, Hex	4	X	X	X
260	AN364-832A	. Nut, Hex (Superseded by MS21042-08)	2	X	X	X
270	AN960-8	. Washer, Flat	8	X	X	X
280*	S500-16	. Clamp, Cushioned Loop	2	X	X	X
280	MS21919WF-16	. Clamp (Superseded by S500-16)	2	X	X	X
290*	S500-18	. Clamp, Cushioned Loop	1	X	X	X
290	MS21919WF-18	. Clamp (Superseded by S500-18)	1	X	X	X
300**	MS35206-247	. Screw	1	X	X	X
300	AN515-8-12	. Screw (Superseded by MS35206-247)	1	X	X	X
310	MS21042-08	. Nut, Hex	4	X	X	X
320**	NAS1149FN832P	. Washer	8	X	X	X
320	AN960-8	. Washer, Flat (Superseded by NAS1149FN832P)	8	X	X	X
330†	4129054-43	. Fitting, Line	2	X	X	X
330	4129054-27	. Fitting, Line (Superseded by 4129054-43)	2	X	X	X
340	MS28778-12	. O-Ring	2	X	X	X
350	4122026-5	. Hose Assy Fuel Filter Airframe Fuel Line Assembly	1	X	X	X

\* Effectivity 480B S/N 5158 and subsequent. Retrofittable to 480 S/N 5001 - 5041, 480B S/N 5042 and subsequent.

\*\* Effectivity 480B S/N 5212 and subsequent. Retrofittable to 480 S/N 5001 – 5041, 480B S/N 5042 and subsequent.

† Effectivity 480B S/N 5194 and subsequent. Retrofittable to 480 S/N 5001 – 5041, 480B S/N 5042 and subsequent.

# ENSTROM TH-28/480 SERIES ILLUSTRATED PARTS CATALOG



Sheet 1 of 6

FIGURE 5-13. FUEL CELL INSTALLATION – CRFS

# ENSTROM TH-28/480 SERIES ILLUSTRATED PARTS CATALOG

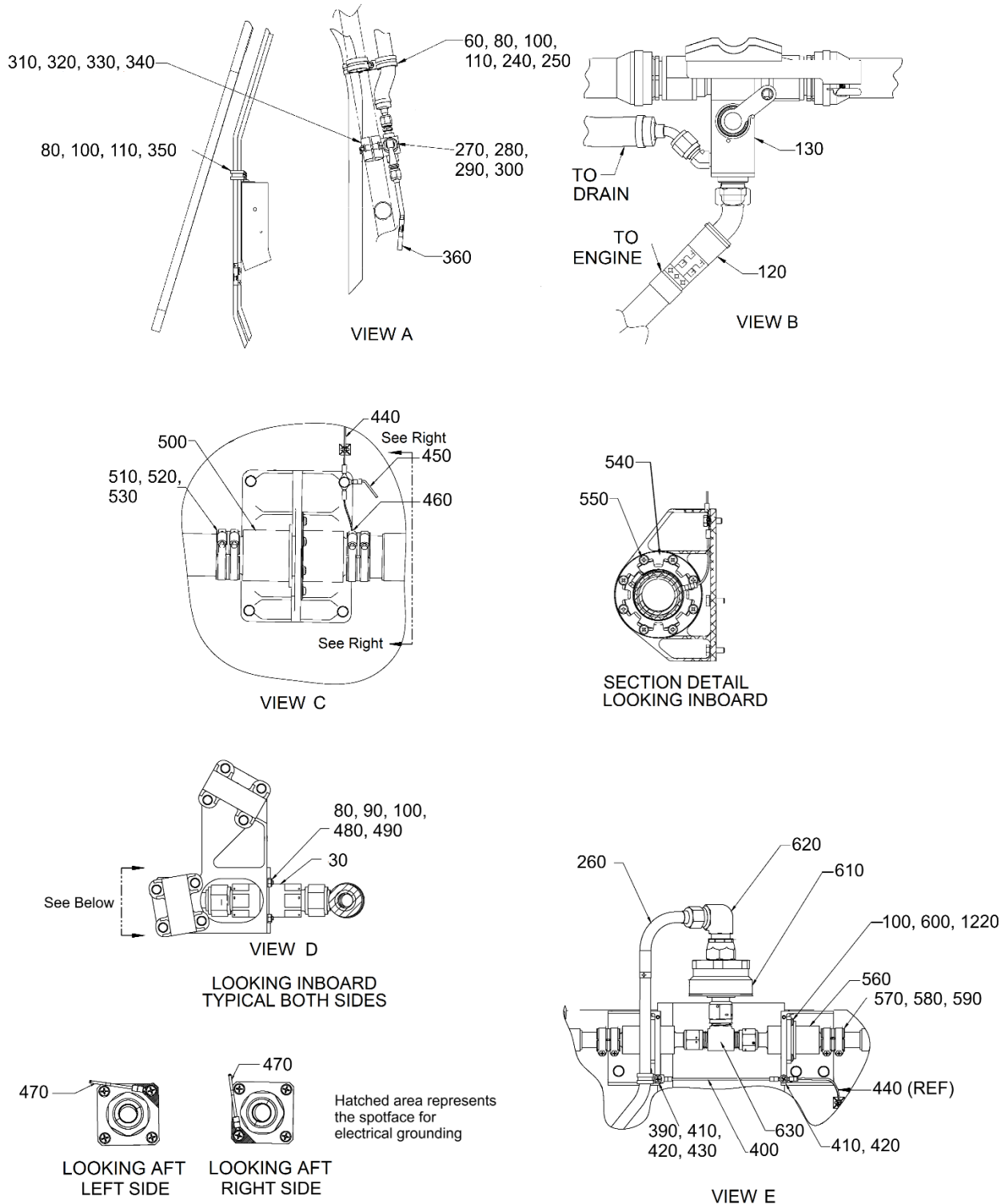


FIGURE 5-13. FUEL CELL INSTALLATION – CRFS

# ENSTROM TH-28/480 SERIES ILLUSTRATED PARTS CATALOG

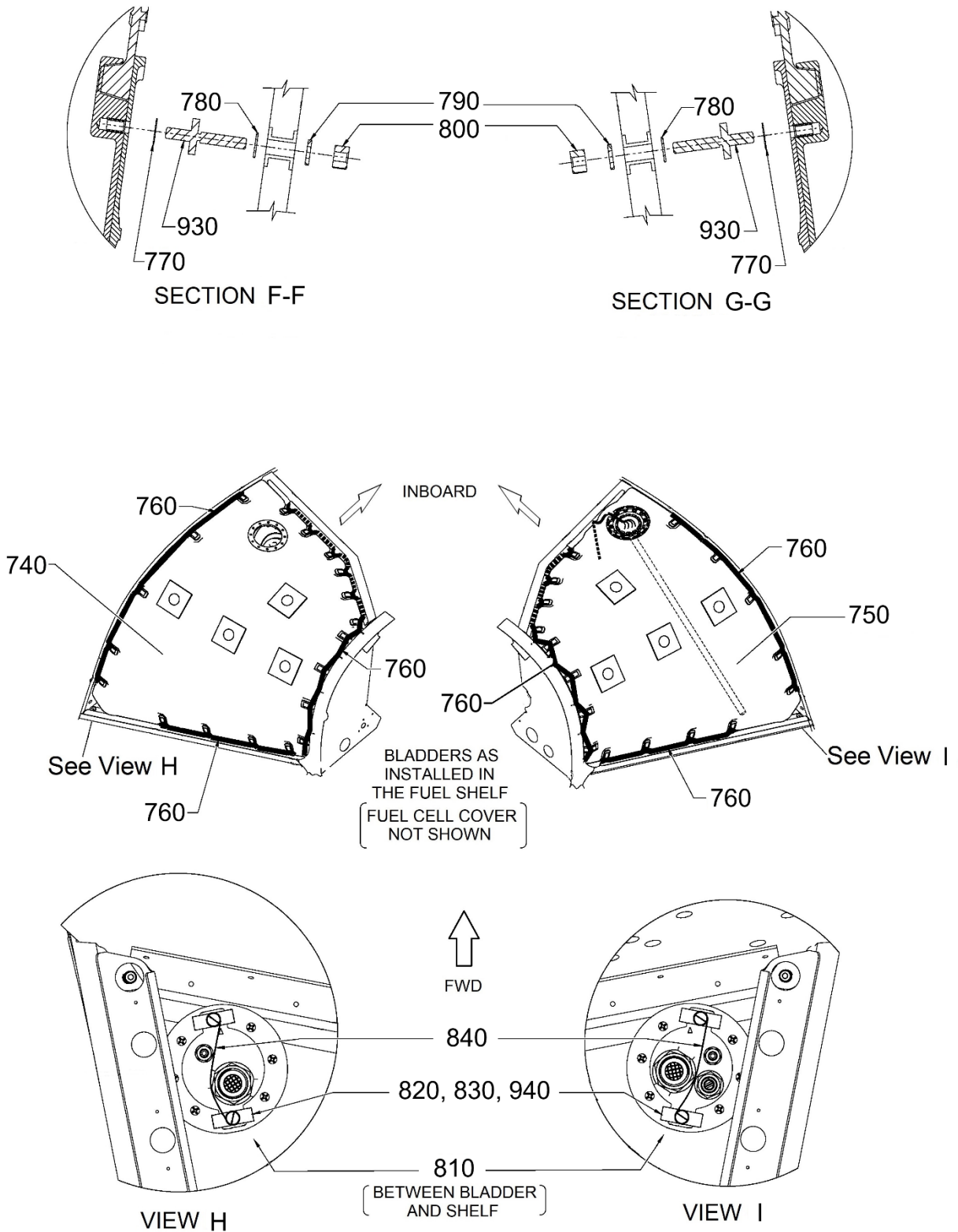


FIGURE 5-13. FUEL CELL INSTALLATION – CRFS

# ENSTROM TH-28/480 SERIES ILLUSTRATED PARTS CATALOG

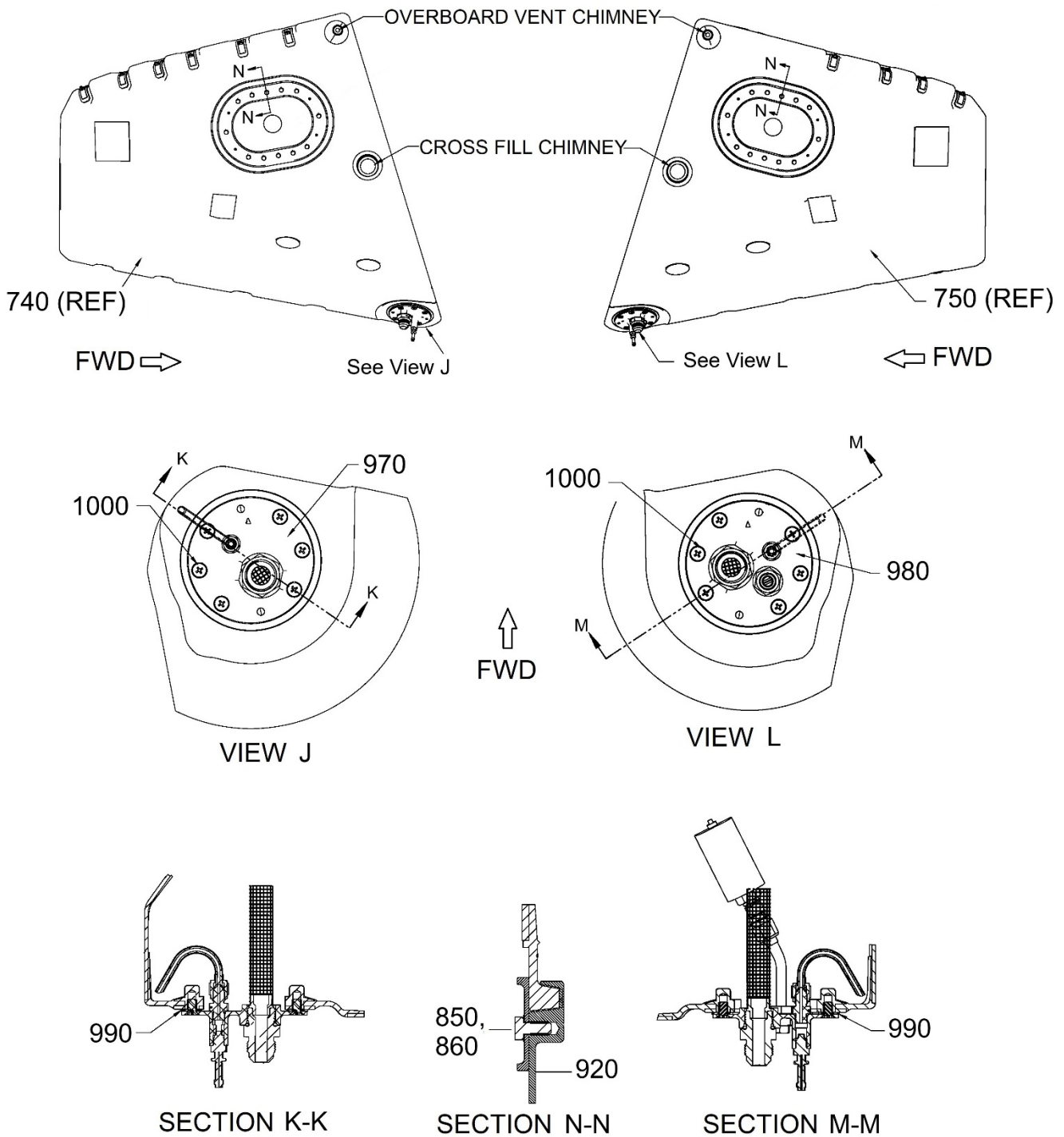


FIGURE 5-13. FUEL CELL INSTALLATION – CRFS

# ENSTROM TH-28/480 SERIES ILLUSTRATED PARTS CATALOG

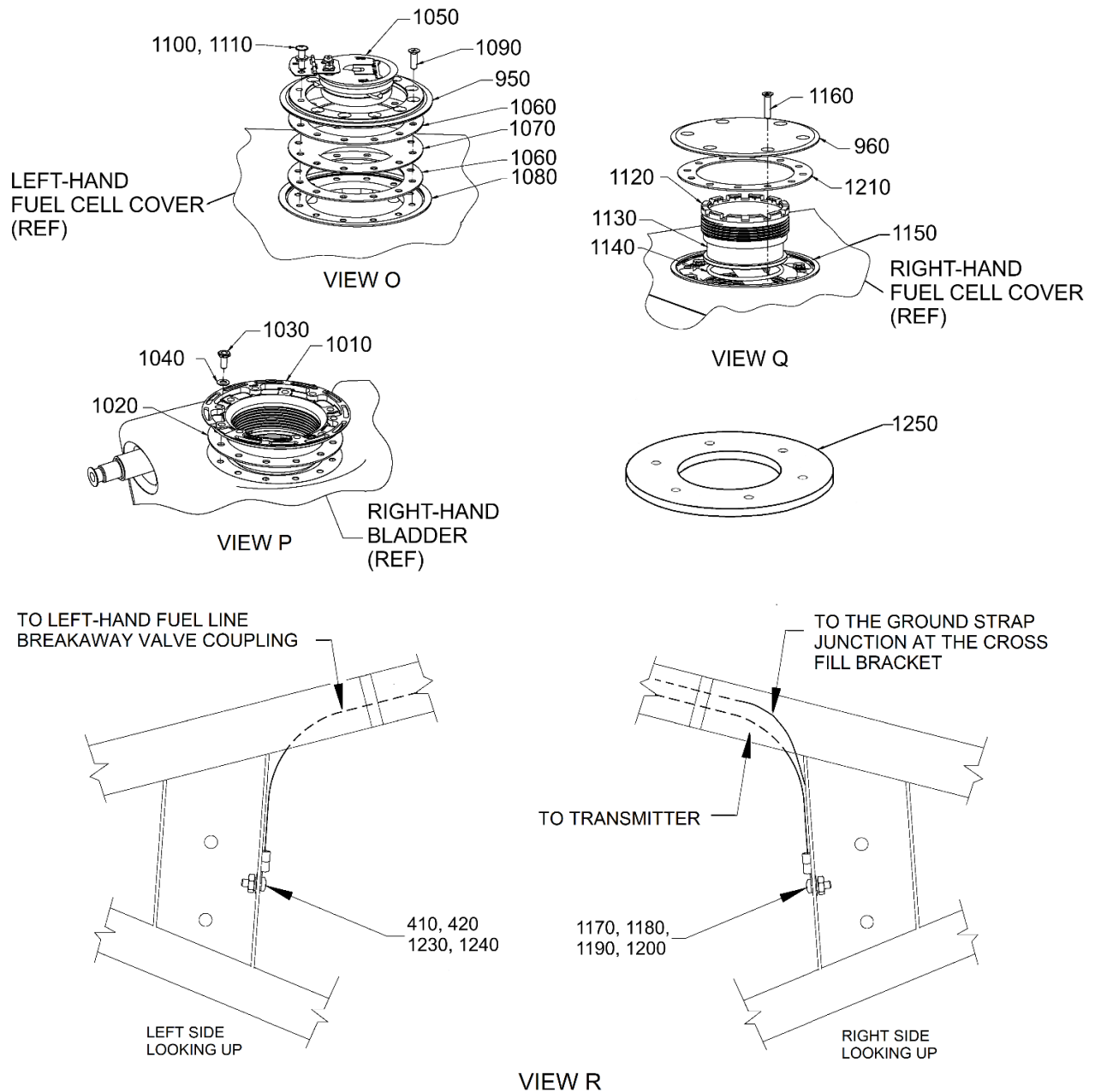


FIGURE 5-13. FUEL CELL INSTALLATION – CRFS

# ENSTROM TH-28/480 SERIES ILLUSTRATED PARTS CATALOG

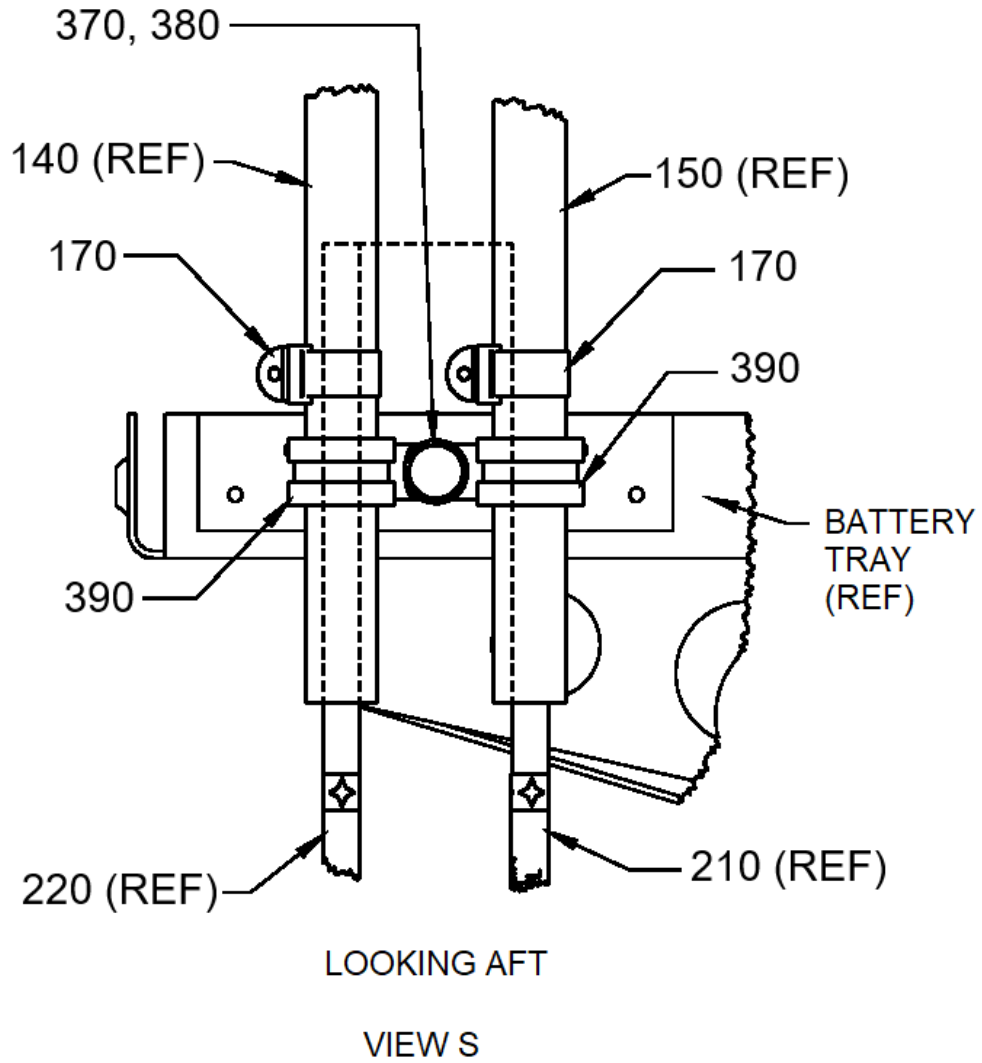


FIGURE 5-13. FUEL CELL INSTALLATION – CRFS

# ENSTROM TH-28/480 SERIES ILLUSTRATED PARTS CATALOG

FIGURE 5-13. FUEL CELL INSTALLATION – CRFS

ITEM NUMBER	PART NUMBER	DESCRIPTION	QTY PER ASSY	EFFECTIVITY		
				TH-28	480	480B
–	4122100-1	CRFS Installation – 480 Series	1			X
10	4122110-5	. Fuel Line	2			X
20	12V6X-S	. Elbow	2			X
30	ECD115-15	. Breakaway Coupling Fuel Line	2			X
40	4122110-3	. Fuel Line	2			X
50	4122026-9	. Hose Assembly	1			X
60	MS21919WCJ14	. Clamp	1			X
70	MS21919WCJ18	. Clamp	4			X
80	MS35206-246	. Screw	15			X
90	MS35206-247	. Screw	2			X
100	NAS1149FN816P	. Washer	28			X
110	MS21042-08	. Nut	7			X
120	4122026-7	. Hose Assembly	1			X
130*	4122050-7	. Fuel Shut Off Valve Installation	1			X
140	4122035-1	. Hose Assembly	2			X
150	4122035-3	. Hose Assembly	1			X
160	CBR1M-M	. Cable Tie	A/R			X
170	NAS1922-0050-3	. Clamp	4			X
180	4122029-1	. Tube Assembly	1			X
190	4122029-3	. Drain Tube Assembly	1			X
200	4122029-7	. Tube Assembly	1			X
210	4122037-1	. Tube Assembly	1			X
220	4122037-3	. Tube Assembly	1			X
230	4122035-5	. Hose Assembly	1			X
240	MS21919WCJ12	. Clamp	5			X
250	MS21919WCJ16	. Clamp	3			X
260	4122030-107	. Vent Tube Assembly	1			X
270	28-12460-1	. Valve Drain Assembly	1			X
280	AN816-4D	. Nipple	2			X
290	NAS1149F0863P	. Washer	1			X
300	MS35333-44	. Lock Washer	1			X
310	4122064-3	. Clamp Assembly	1			X
320	AN3-11A	. Bolt	2			X
330	NAS1149F0363P	. Washer	4			X
340	MS21042-3	. Nut	2			X

# ENSTROM TH-28/480 SERIES ILLUSTRATED PARTS CATALOG

FIGURE 5-13. FUEL CELL INSTALLATION – CRFS

ITEM NUMBER	PART NUMBER	DESCRIPTION	QTY PER ASSY	EFFECTIVITY		
				TH-28	480	480B
350	444-4-2-6	. Clamp	1			X
360	4122036-5	. Drain Line Assembly	1			X
370	AN3-4A	. Bolt	1			X
380	NAS1149F0332P	. Washer	1			X
390	MS21919WCJ8	. Clamp	4			X
400	4122105-1	. Ground Strap	1			X
410	MS35206-228	. Screw	3			X
420	NAS1149FN616P	. Washer	3			X
430	NAS1149FN632P	. Washer	2			X
440	4122105-3	. Ground Strap	1			X
450	4122105-5	. Ground Strap	1			X
460	4122105-7	. Ground Clamp Assembly	1			X
470	4122105-9	. Ground Strap	2			X
480	NAS1149FN832P	. Washer	8			X
490	MS21083N08	. Nut	8			X
500	ECD115-17	. Breakaway Coupling – Cross Fill	1			X
510	549633-1	. Half Clamp-17	4			X
520	NAS1922-0200-3	. Clamp	3			X
530	M25988-1-326	. O-ring	2			X
540	ECD4098-11	. Frangible Ring	1			X
550	NAS1351-3-8P	. Screw	8			X
560	ECD115-11	. Breakaway Coupling - Vent	2			X
570	549621-1	. Half Clamp-2 Double	4			X
580	NAS1922-0100-3	. Clamp	4			X
590	M25988-1-113	. O-ring	2			X
600	MS27039-0807	. Screw	8			X
610	549448	. Roll Over Vent Valve Assembly	1			X
620	8-12 C6X-S	. JIC 1/2"-M to 3/4"-F 90° Fitting	1			X
630	2603-08-08-10	. SAE J514 37° Flare Tube Fitting	1			X
720	4122100-3	. LH Bladder Installation	1			X
730	4122100-4	. RH Bladder Installation	1			X
740	4122102-1	. . LH Bladder Assembly	1			X
750	4122102-2	. . RH Bladder Assembly	1			X
760	ECD4099-1	. . 750 lb, Type IV, Blk, Paracord	A/R			X

# ENSTROM TH-28/480 SERIES ILLUSTRATED PARTS CATALOG

FIGURE 5-13. FUEL CELL INSTALLATION – CRFS

ITEM NUMBER	PART NUMBER	DESCRIPTION	QTY PER ASSY	EFFECTIVITY		
				TH-28	480	480B
770	NAS1149D0316J	.. Washer	4			X
780	NAS1515H3L	.. Nylon Washer	4			X
790	NAS1149D0363H	.. Washer	4			X
800	MS21044N3	.. Nut	4			X
810	4122112-11	.. Flow Diverter	1			X
820	NAS6604H5	.. Bolt	2			X
830	NAS1149F0432P	.. Washer	2			X
840	MS20995C25	.. Safety Wire	A/R			X
850	AN3-3A	... Bolt	12			X
860	NAS1149D0316J	... Washer	12			X
-870	ECD4097-1	... LH Fuel Bladder Kit (4122102-1 only)	1			X
-880	ECD4097-3	... RH Fuel Bladder Kit (4122102-2 only)	1			X
-890	547955	.... LH Fuel Bladder (ECD4097-1 only)	1			X
-900	547958	.... RH Fuel Bladder (ECD4097-3 only)	1			X
910	549718	.... Outer Door	1			X
920	549721-1	.... Inner Door	1			X
930	551384-1	.... Frangible Stud	4			X
940	554459	.... Frangible Tab	2			X
950	550547	.... Frangible Ring (ECD4097-1 only)	1			X
960	550569-1	.... Frangible Cover (ECD4097-3 only)	1			X
970	4122106-1	... Flange Plate Assy - LH (4122102-1 only)	1			X
980	4122106-3	... Flange Plate Assy - RH (4122102-2 only)	1			X
990	4122113-11	... Gasket	1			X
1000	MS24694-S95	... Screw	6			X
1010	4122084-23	... Flanged Cup (4122102-2 only)	1			X
1020	4122113-15	... Gasket (4122102-2 only)	1			X
1030	NAS6604H2	... Bolt (4122102-2 only)	6			X
1040	NAS1149F0432P	... Washer (4122102-2 only)	6			X
1050	4122074-7	.. Fuel Cap/Flange Assembly (4122100-3 only)	1			X
1060	4122113-15	.. Gasket (4122100-3 only)	2			X
1070**	4122074-11	.. Flange (4122100-3 only)	REF			X
1080	4122113-17	.. Gasket (4122100-3 only)	1			X
1090	MS24694-S99	.. Screw (4122100-3 only)	10			X
1100	AN525-416R14	.. Screw (4122100-3 only)	2			X

# ENSTROM TH-28/480 SERIES ILLUSTRATED PARTS CATALOG

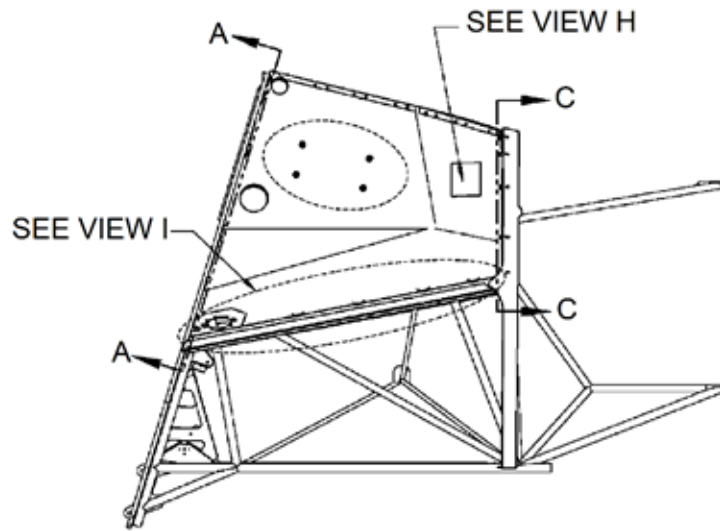
FIGURE 5-13. FUEL CELL INSTALLATION – CRFS

ITEM NUMBER	PART NUMBER	DESCRIPTION	QTY PER ASSY	EFFECTIVITY		
				TH-28	480	480B
1110	NAS1149C0463R	. . Washer (4122100-3 only)	2			X
1120	4122084-13	. . Spanner Nut (4122100-4 only)	1			X
1130	ECD4092-3	. . Fuel Quantity Transmitter (4122100-4 only)	1			X
1140	MS28775-233	. . O-ring (4122100-4 only)	1			X
1150	4122113-13	. . Gasket (4122100-4 only)	1			X
1160	MS24694-S103	. . Screw (4122100-4 only)	6			X
1170	MS35206-228	. . Screw (4122100-4 only)	1			X
1180	NAS1149FN616P	. . Washer (4122100-4 only)	1			X
1190	MS35338-41	. . Lock Washer (4122100-4 only)	1			X
1200	MS35649-262	. . Nut (4122100-4 only)	1			X
1210	4122113-15	. . Gasket	1			X
1220	MS35333-38	. Lock Washer	2			X
1230	MS35338-41	. Lock Washer	1			X
1240	MS35649-262	. Nut	1			X
1250	T-4122100-1	Fuel Bladder Install Tool	REF			X

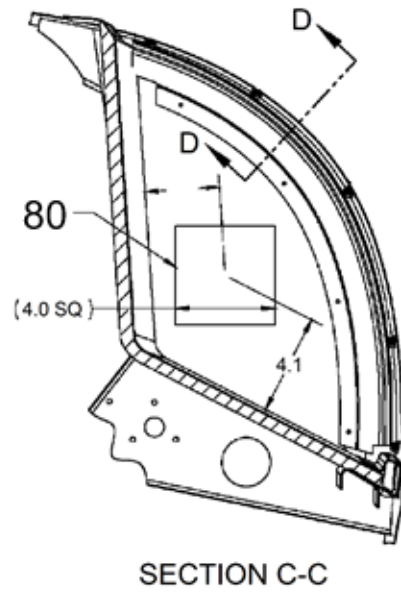
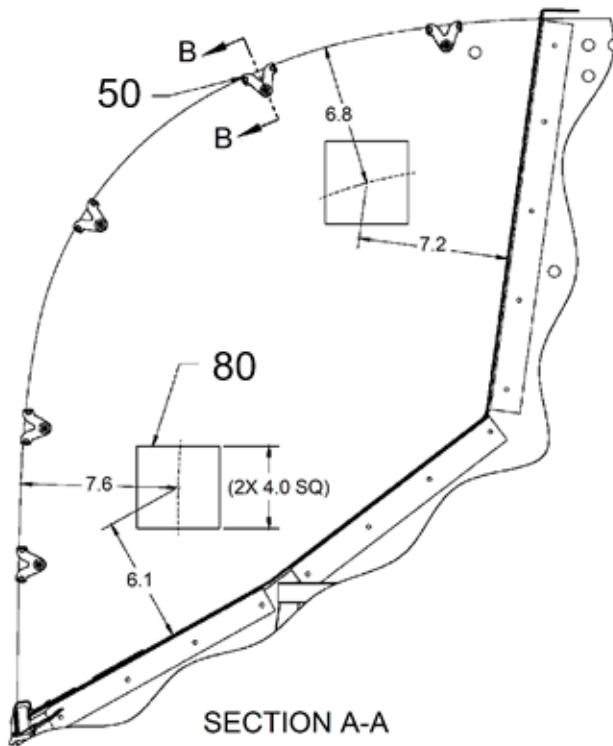
\* Refer to Figure 5-14 for fuel shutoff valve sub-assembly.

\*\* Item is a component in 4122074-7 fuel cap/flange assembly.

# ENSTROM TH-28/480 SERIES ILLUSTRATED PARTS CATALOG



(VIEW OF LEFT-HAND SIDE)  
(LEFT-HAND AND RIGHT-HAND TYPICAL)



NOTE: DIMENSIONS ARE IN INCHES.

FIGURE 5-14. FUEL CELL STRUCTURE – CRFS

# ENSTROM TH-28/480 SERIES ILLUSTRATED PARTS CATALOG

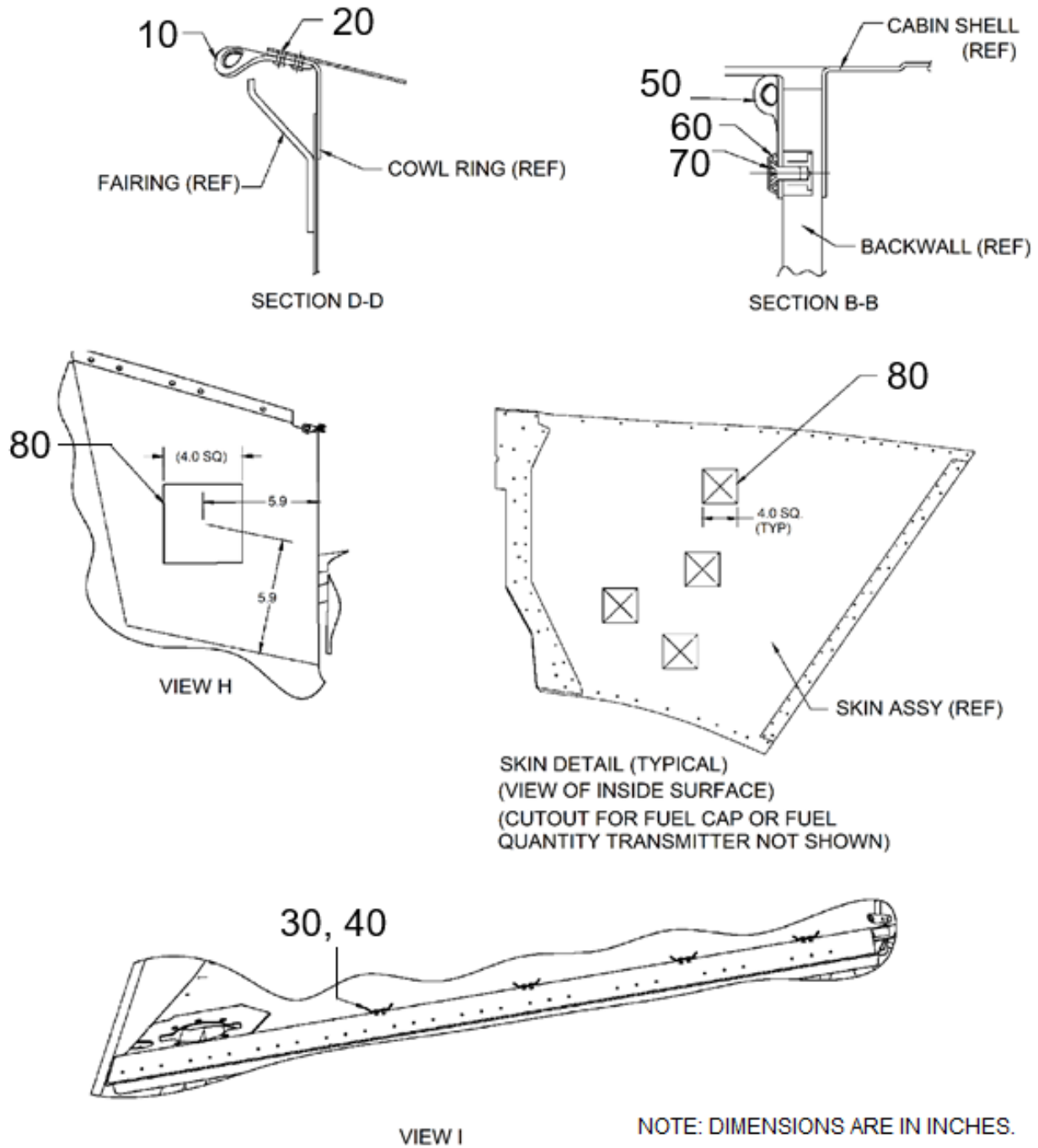


FIGURE 5-14. FUEL CELL STRUCTURE – CRFS

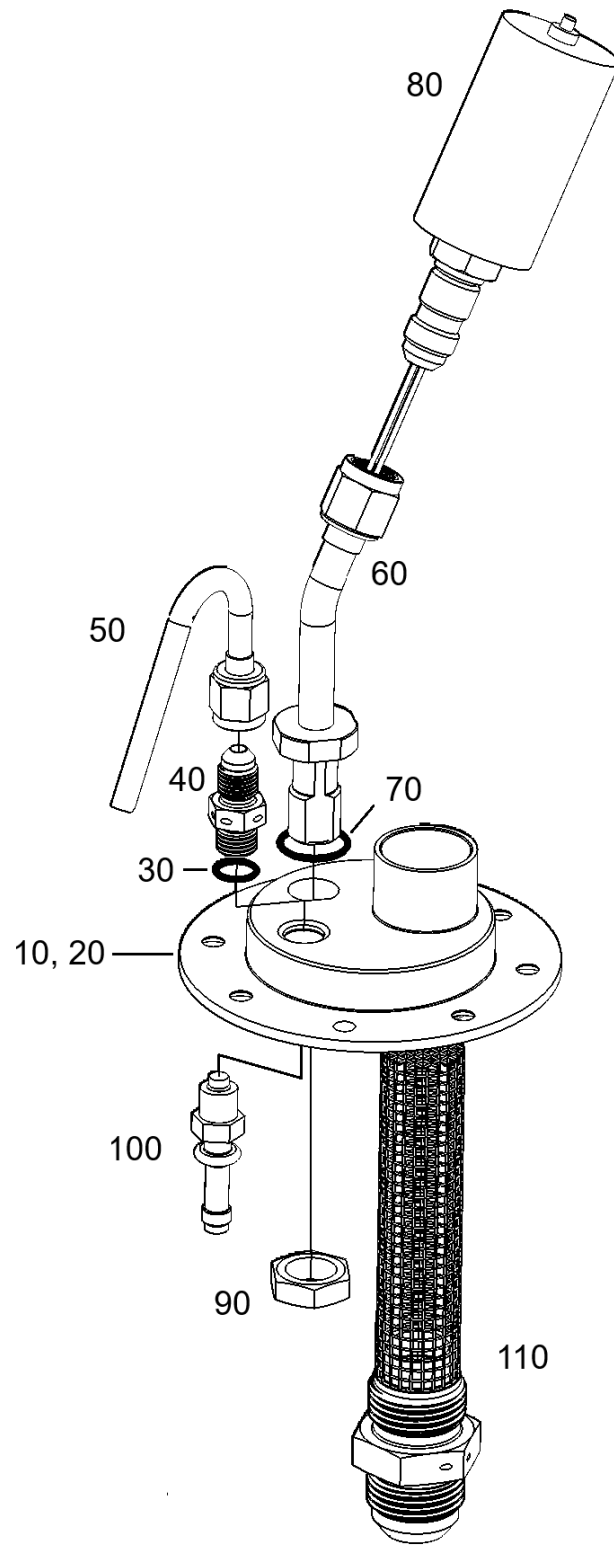
# ENSTROM TH-28/480 SERIES ILLUSTRATED PARTS CATALOG

FIGURE 5-14. FUEL CELL STRUCTURE – CRFS

ITEM NUMBER	PART NUMBER	DESCRIPTION	QTY PER ASSY	EFFECTIVITY		
				TH-28	480	480B
–	4122101-1	Fuel Bladder Interface Installation - CRFS	REF			X
10	4122108-17	. Clip	10			X
20	NAS1097AD3-5	. Rivet	20			X
30	4122108-19	. Clip	8			X
40	CR3213-4-03	. Rivet	16			X
50	4122108-21	. Clip	10			X
60	MS27129-8	. Finish Washer	10			X
70	MS35190-251	. Screw	10			X
80*	ECD4089-17	Velcro Loop	64"			X

\* Skin sub-assembly detail is part of 4122100-3 and 4122100-4 (Figure 5-13, Items 720 and 730, respectively).

# ENSTROM TH-28/480 SERIES ILLUSTRATED PARTS CATALOG



Right-Hand Flange Plate Assembly Shown

FIGURE 5-15. FLANGE PLATE ASSEMBLY – CRFS

# ENSTROM TH-28/480 SERIES ILLUSTRATED PARTS CATALOG

FIGURE 5-15. FLANGE PLATE ASSEMBLY – CRFS

ITEM NUMBER	PART NUMBER	DESCRIPTION	QTY PER ASSY	EFFECTIVITY		
				TH-28	480	480B
–	4122106-1	Flange Plate Assembly – Left-Hand	REF			X
–	4122106-3	Flange Plate Assembly – Right-Hand	REF			X
10	4122106-11	. LH Flanged Plate (4122106-1 only)	1			X
20	4122106-13	. RH Flanged Plate (4122106-3 only)	1			X
30	MS29513-012	. O-ring	1			X
40	4122056-11	. Fitting	1			X
50	4122060-3	. Syphon Tube	1			X
60	4122070-7	. Support Tube Weldment (4122106-3 only)	1			X
70	MS29513-017	. O-ring (4122106-3 only)	1			X
80	ECD4046-1	. Low Fuel Switch (4122106-3 only)	1			X
90	AN924-6D	. Nut (4122106-3 only)	1			X
100	4122034-11	. Valve	1			X
110	4122107-1	. Strainer Fitting Assembly	1			X
-120*	MS28778-12	. O-ring	1			X

\* Item is installed between item 10 or 20 and item 110.

# ENSTROM TH-28/480 SERIES ILLUSTRATED PARTS CATALOG

FIGURE 6-1. ENGINE BUILDUP ASSEMBLY

ITEM NUMBER	PART NUMBER	DESCRIPTION	QTY PER ASSY	EFFECTIVITY		
				TH-28	480	480B
–	23052351	Engine Assembly, 250-C20W	1	X	X	X
1‡‡	4129054-45	. Fitting Assembly	2	X	X	X
1	4129054-7	. Fitting Assembly (Superseded by 412054-45)	2	X	X	X
2	MS28778-8	. . O-Ring	1	X	X	X
3‡‡	4129054-37	. Fitting Assembly	1	X	X	X
3	4129054-5	. Fitting Assembly (Superseded by 4129054-37)	1	X	X	X
4	MS28778-8	. . O-Ring	1	X	X	X
5‡‡	4129054-39	. Fitting Assembly	1	X	X	X
5	4129054-105	. Fitting Assembly (Superseded by 4129054-39)	1	X	X	X
6	MS28778-10	. . O-Ring	1	X	X	X
7	4F5BX-SS	. Fitting Assembly	1	X	X	X
8	NAS617-5	. . O-Ring	1	X	X	X
9	848-FSO-04-03	. Fitting Assembly	4	X	X	X
9‡‡	4-3 F5OX-SS	. Fitting, Parker Hannifin (Alternate)	4	X	X	X
10	NAS617-3	. . O-Ring	1	X	X	X
11	S-9216EC-1	. Fitting Assembly	2	X	X	X
12	AS3084-08	. . O-Ring	1	X	X	X
12	MS28778-8	. . O-Ring (Alternate)	1	X	X	X
13	4120517-11	. Line Assembly	1	X	X	X
14	E9000-10	. Line Assembly	1	X	X	X
14	4120517-13	. Line Assembly (Alternate)	1	X	X	X
–	MS51521B8S	. Swivel Nut Elbow (Used with 4120517-13)	1	X	X	X
15	4129518-1	. Coupling	1	X	X	X
16*	0402-005	. Signal Generator, N <sub>2</sub>	1	X	X	
16**	32005-023	. Tachometer Generator, N <sub>2</sub>	1	X	X	X
17	32005-023	. Tachometer Generator, N <sub>1</sub>	1	X	X	X
18	AS3491-01	. Gasket	2	X	X	X
19	MS21043-4	. Nut	8	X	X	X
20‡‡	NAS1149C0432R	. Washer	4	X	X	X
20‡‡	NAS1149F0432P	. Washer (Replaced by NAS1149C0432R)	4	X	X	X
20	AN960-416L	. Washer (Superseded by NAS1149F0432P)	4	X	X	X
21	4120021-1	. Bleed Air Dump	1	X	X	X
22	PK 86XZ-8-8	. Screw	4	X	X	X
23	23054604	. Gasket	2	X	X	X
24	SPDD2315	. Fuel Pressure Switch	1	X	X	X

# ENSTROM TH-28/480 SERIES ILLUSTRATED PARTS CATALOG

FIGURE 6-1. ENGINE BUILDUP ASSEMBLY

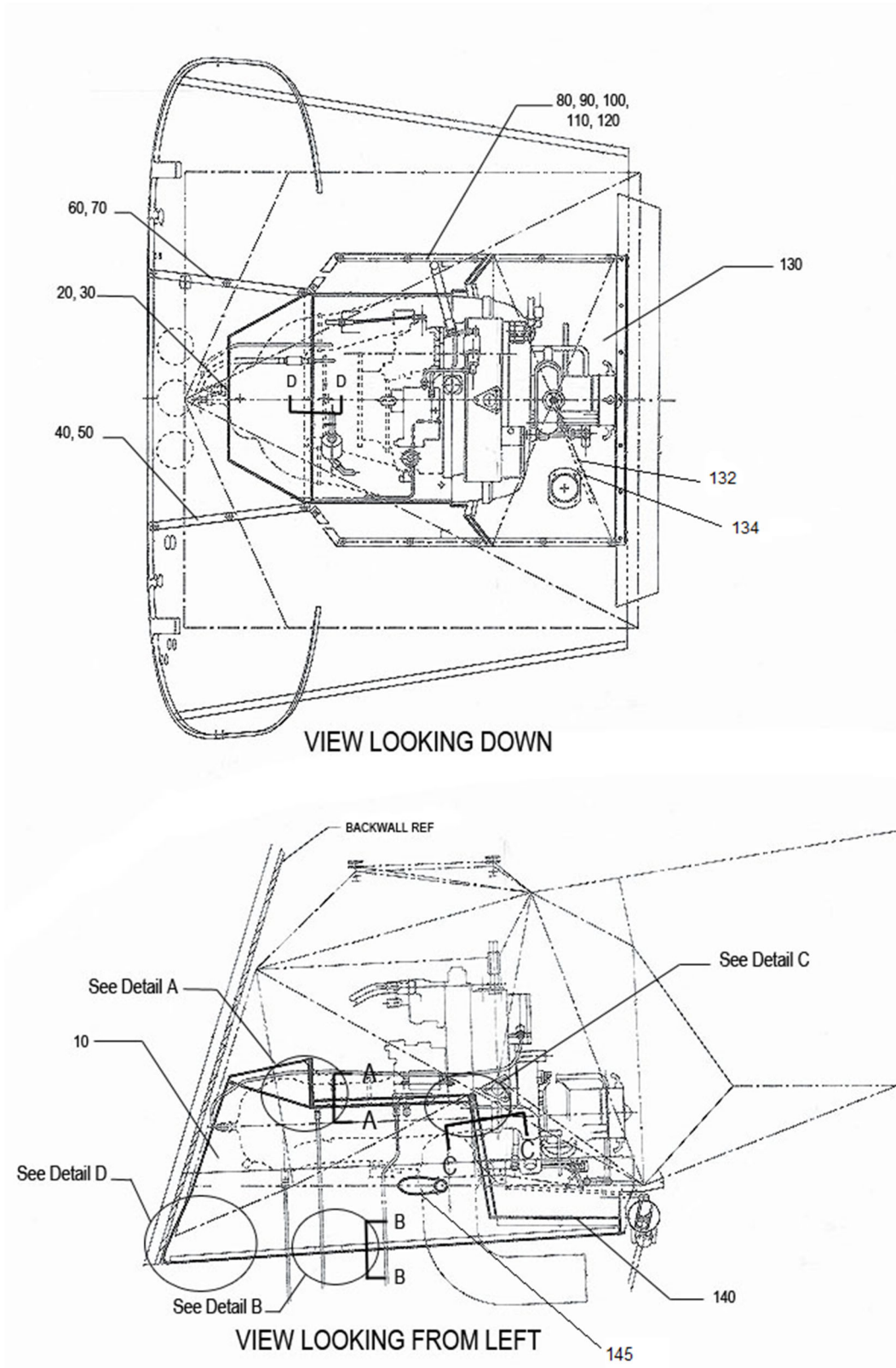
ITEM NUMBER	PART NUMBER	DESCRIPTION	QTY PER ASSY	EFFECTIVITY		
				TH-28	480	480B
25	849-FSO-04X04	. Fitting Assembly	2	X	X	X
25††	4 C5OX-S	. Fitting, Parker Hannifin (Alternate)	2	X	X	X
26	MS29512-4	. . O-Ring	1	X	X	X
27	MS21919WF16	. Clamp	1	X	X	X
28	MS9101-03	. Bracket	1	X	X	X
29	MS35206-247	. Screw	1	X	X	X
29	AN515-8R12	. Screw (Superseded by MS35206-247)	1	X	X	X
30	28-16476-2	. Spacer	1	X	X	X
31	MS35649-282	. Nut	1	X	X	X
31	AN340-832	. Nut (Superseded by MS35649-282)	1	X	X	X
32	MS35338-42	. Lock Washer	1	X	X	X
32	AN935-8	. Lock Washer (Alternate)	1	X	X	X
33	NAS1149FN816P	. Washer	2	X	X	X
33	AN960-8L	. Washer (Alternate)	2	X	X	X
34	4122043-11	. Stand-off/Stud	1	X	X	X
35	MS21042-3	. Nut	1	X	X	X
36††	NAS1149F0363P	. Washer	1	X	X	X
36	AN960-10	. Washer (Superseded by NAS1149F0363P)	1	X	X	X
37	4122042-5	. Line Assembly	1	X	X	X
38	AN833-4	. Elbow	1	X	X	X
39	NAS1149F0863P	. Washer	1	X	X	X
39	AN960-816	. Washer (Alternate)	1	X	X	X
40	AN924-4	. Nut	1	X	X	X
41	23063426	. Seal, Double Lip	2	X	X	X
42	4120046-11	. Stud (Standard)	6	X	X	X
42	4120046-13	. Stud (.003 oversize)	6	X	X	X
42	4120046-15	. Stud (.006 oversize)	6	X	X	X
42	4120046-17	. Stud (.009 oversize)	6	X	X	X
43††	4129054-41	. Fitting Assembly	1	X	X	
43†	4129054-13	. Fitting Assembly (Superseded by 4129054-41)	1	X	X	
43†Ø	4129054-3	. Fitting Assembly (Superseded by 4129054-13)	1	X	X	
44†Ø	MS28778-12	. . O-Ring (Used with 4129054-3)	1	X	X	
45	4120032-13	. Vent Hose	1	X	X	X
45†	4120031-1	. Line Assembly (Superseded by 4120032-13)	1	X	X	
46	4604-12-12-0	. Fitting	1	X	X	X
46†	4120032-11	. Hose Adapter	1	X	X	

# ENSTROM TH-28/480 SERIES ILLUSTRATED PARTS CATALOG

**I**

**INTENTIONALLY LEFT BLANK**

# ENSTROM TH-28/480 SERIES ILLUSTRATED PARTS CATALOG



Sheet 1 of 3

FIGURE 6-1.1 FIRE CURTAIN INSTALLATION

# ENSTROM TH-28/480 SERIES ILLUSTRATED PARTS CATALOG

FIGURE 6-1.1 FIRE CURTAIN INSTALLATION

ITEM NUMBER	PART NUMBER	DESCRIPTION	QTY PER ASSY	EFFECTIVITY		
				TH-28	480	480B
—*	4119500-107	Fire Curtain Installation	REF		X	X
10	4119526-1	. Fire Curtain Assembly	1		X	X
20	4119525-37	. Angle	1		X	X
30	8X1/2	. Screw	10		X	X
40	4119525-23	. Angle	1		X	X
50	4119525-45	. Strip	1		X	X
60	4119525-33	. Angle	1		X	X
70	4119525-43	. Strip	1		X	X
80	4119525-41	. Angle	1		X	X
90	4119525-49	. Strip	1		X	X
100	A01787-8Z-1D	. Tinnerman Nut	18		X	X
110	8X1/2	. Screw	6		X	X
120	MS20470A3-3	. Rivet	24		X	X
130	4119525-105	. Pan Assembly	1		X	X
—	A6196-8Z-1	.. Tinnerman	2		X	X
—	4119523-1	.. Drain Fitting Weldment	1		X	X
—	MS35649-282	.. Nut	7		X	X
—	MS35338-42	.. Lock Washer	7		X	X
—	NAS1149FN816P	.. Washer	7		X	X
—	MS35206-243	.. Screw	7		X	X
—	4129523-21	.. Vent Hose Adapter	1		X	X
—	MS20427M3-3	.. Rivet	36		X	X
—	A6195-8Z-1	.. Tinnerman	16		X	X
—	MS20615-3M2	.. Rivet	15		X	X
—	4119525-57	.. Pan	1		X	X
—	4119525-59	.. Angle	1		X	X
—	4119525-60	.. Angle	1		X	X
132	4119524-1	. Drain Tube	1		X	X
134	MS21919WCJ6	. Clamp	1		X	X
140	4119525-61	. Strip	2		X	X
145	PLT1M-C71	. Cable Tie	3		X	X
150	4119525-107	. Shroud Assembly	1		X	X
—	MS20427M3-3	.. Rivet	26		X	X
—	A06195-8Z-1D	.. Tinnerman	13		X	X
—	4119525-67	.. Shroud	1		X	X
160	4119525-65	. Strip (L/H)	1		X	X
170	4119525-66	. Strip (R/H)	3		X	X

# ENSTROM TH-28/480 SERIES ILLUSTRATED PARTS CATALOG

## FIGURE 6-1.1 FIRE CURTAIN INSTALLATION

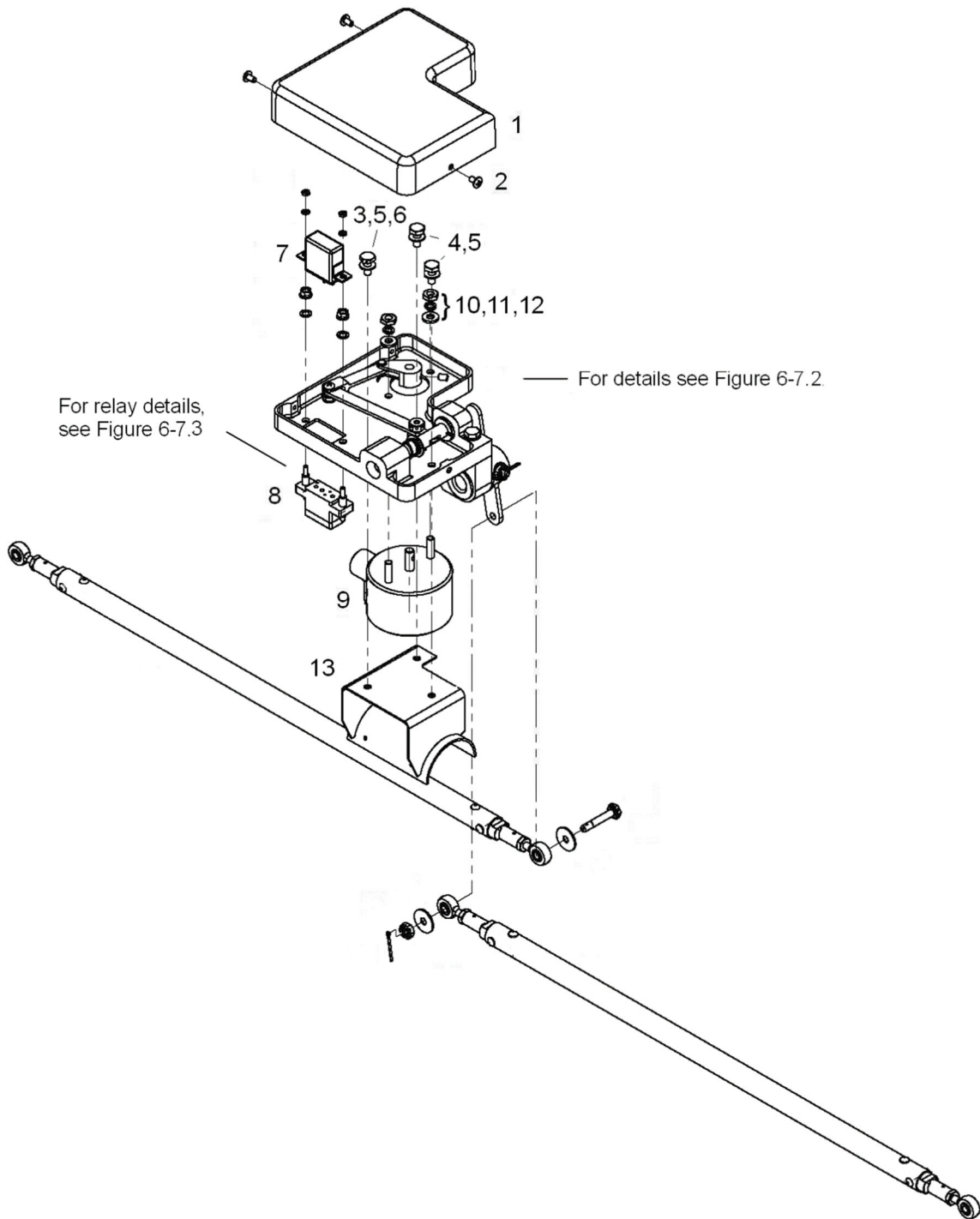
ITEM NUMBER	PART NUMBER	DESCRIPTION	QTY PER ASSY	EFFECTIVITY		
				TH-28	480	480B
180	8X1/2	. Screw	8		X	X
190	4119525-101	. Strip Assembly	1		X	X
-	4119525-53	.. Strip	1		X	X
-	NAS686-A08K	.. Nut Plate	2		X	X
-	A06195-8Z-1D	.. Tinnerman	2		X	X
-	MS20427M3-3	.. Rivet	8		X	X
200	4119525-103	. Strip Assembly	1		X	X
-	4119525-55	.. Strip	1		X	X
-	A06195-8Z-1D	.. Tinnerman	2		X	X
-	MS20427M3-3	.. Rivet	2		X	X
210	4119525-27	. Angle (L/H)	1		X	X
220	4119525-29	. Angle (R/H)	1		X	X
230	AN525-832R8	. Screw	12		X	X
240	NAS1149FN816P	. Washer	12		X	X
240	AN960-8L	. Washer (Alternate)	12		X	X
250	4119525-51	. Strip	1		X	X
260	4119525-47	. Plate	1		X	X
270	AN931-3-9	. Grommet	1		X	X
280	4119525-25	. Strip	1		X	X
290	8X1/2	. Screw	2		X	X
300	4119525-3	. Angle Assembly	1		X	X
-	4119525-21	.. Angle	1		X	X
310	A01787-8Z-1D	.. Tinnerman	9		X	X
-	MS20427M3-3	.. Rivet	4		X	X
320	MS20470A3-3	. Rivet	21		X	X
330	8X1/2	. Screw	9		X	X
340	8X1/2	. Screw	7		X	X
350	4119525-109	. Strip Assembly	1		X	X
-	4119525-63	.. Strip	1		X	X
-	A06195-8Z-1D	.. Tinnerman	5		X	X
-	MS20427M3-3	.. Rivet	10		X	X
360	4119525-110	. Strip Assembly	1		X	X
-	4119525-64	.. Strip	1		X	X
-	A06195-8Z-1D	.. Tinnerman	5		X	X
-	MS20427M3-3	.. Rivet	10		X	X
370	8X3/8	. Screw	9		X	X
380	4119525-5	. Angle Assembly	1		X	X

# ENSTROM TH-28/480 SERIES ILLUSTRATED PARTS CATALOG

FIGURE 6-7 ENGINE IDLE STOP ASSEMBLY

ITEM NUMBER	PART NUMBER	DESCRIPTION	QTY PER ASSY	EFFECTIVITY		
				TH-28	480	480B
–	4167372-1	. Push-Pull Rod Assembly	REF			X
1≡	HMVV3M	. . Bearing: Rod End, RH	1			X
1≡	HM3M	. . Bearing: Rod End, RH (Alternate)	1			X
2	AN315-3R	. . Nut	1			X
–	4164011-11	. . Fitting	1			X
3	4167372-11	. . Control Rod Tube	1			X
–	MS20470AD4-12-5	. . Rivet	4			X
–	4164011-12	. . Fitting	1			X
4	AN315-3L	. . Nut	1			X
5≡	HMLVV3M	. . Bearing: Rod End, LH	1			X
5≡	HML3M	. . Bearing: Rod End, LH (Alternate)	1			X
–	4167372-1	. Push-Pull Rod Assembly	REF			X
6≡	HMLVV3M	. . Bearing: Rod End, LH	1			X
6≡	HML3M	. . Bearing: Rod End, LH (Alternate)	1			X
7	AN315-3L	. . Nut	1			X
–	4164011-12	. . Fitting	1			X
8	4167372-11	. . Control Rod Tube	1			X
–	MS20470AD4-12-5	. . Rivet	4			X
–	4164011-11	. . Fitting	1			X
9	AN315-3R	. . Nut	1			X
10≡	HMVV3M	. . Bearing: Rod End, RH	1			X
10≡	HM3M	. . Bearing: Rod End, RH (Alternate)	1			X
11	NAS6203-14D	. Bolt	1			X
12	4167371-33	. Bellcrank	1			X
13	AN960-10L	. Washer	1			X
14	MS17826-3	. Nut	1			X
15	MS24665-153	. Cotter Pin	1			X
16	NAS6203-13D	. Bolt	1			X
17	C145712	. Washer	1			X
18	C145712	. Washer	1			X
19	MS17826-3	. Nut	1			X
20	MS24665-153	. Cotter Pin	1			X
21	MS18066-69	. Fixed Idle Stop	1			X
22	AN316-4R	. Stop Nut	1			X

# ENSTROM TH-28/480 SERIES ILLUSTRATED PARTS CATALOG



See Figures 6-7, 6-7.2, and 6-7.3 for complete installation.

FIGURE 6-7.1 ENGINE IDLE STOP ASSEMBLY – DUAL START CONTROL

# ENSTROM TH-28/480 SERIES ILLUSTRATED PARTS CATALOG

## FIGURE 6-9. ENGINE OIL SYSTEM

ITEM NUMBER	PART NUMBER	DESCRIPTION	QTY PER ASSY	EFFECTIVITY		
				TH-28	480	480B
15●	4129054-3	. Fitting Assembly (Superseded by 4129054-13)	1	X	X	X
16	MS28778-12	. . O-Ring	1	X	X	X
17††	4129054-31	. Fitting Assembly	1		X	X
17●●	4129054-17	. Fitting Assembly (Superseded by 4129054-31)	1	X	X	X
17●	4129054-7	. Fitting Assembly (Superseded by 4129054-17)	1	X	X	X
18	MS28778-8	. . O-Ring	1	X	X	X
19††	4129054-33	. Fitting Assembly	3		X	X
19●●	4129054-19	. Fitting Assembly (Superseded by 412054-33)	3	X	X	X
19●*	4129054-9	. Fitting Assembly (Superseded by 4129054-19)	3	X	X	X
20	MS28778-10	. . O-Ring	3	X	X	X
21††	4129054-35	. Fitting Assembly	2		X	X
21●●	4129054-11	. Fitting Assembly (Superseded by 4129054-35)	2	X	X	X
21●	4129054-1	. Fitting Assembly (Superseded by 4129054-11)	2	X	X	X
22	MS28778-12	. . O-Ring	2	X	X	X
23	6502-12	. Heat Exchanger	1	X	X	X
24	AN814-4DL	. Plug	2	X	X	X
25	MS28778-4	. O-Ring	2	X	X	X
26	4129112-1	. Channel Assembly	1	X	X	X
26	4129112-11	. Channel (Replaced by 4129112-1)	1	X	X	X
27	MS21075L3N	. . Nut Plate	6	X	X	X
27	NAS1068-A3	. . Nut Plate (Replaced by MS21075L3N)	6	X	X	X
28	NAS1097AD3-3	. . Rivet	12	X	X	X
28	MS20426AD3-2	. . Rivet (Replaced by NAS1097AD3-3)	12	X	X	X
29	NAS6603-8	. Bolt	2	X	X	X
29	AN3-7A	. Bolt (Superseded by NAS6603-8)	2	X	X	X
30	NAS1149D0363H	. Washer	2	X	X	X
30	AN960D10	. Washer (Alternate)	2	X	X	X
31	NAS66032	. Bolt	4	X	X	X
31	AN3-4A	. Bolt (Superseded by NAS66032)	4	X	X	X
32	NAS1149F0332P	. Washer	8	X	X	X
32	NAS620-10	. Washer (Replaced by NAS1149F0332P)	8	X	X	X

# ENSTROM TH-28/480 SERIES ILLUSTRATED PARTS CATALOG

## FIGURE 6-9. ENGINE OIL SYSTEM

ITEM NUMBER	PART NUMBER	DESCRIPTION	QTY PER ASSY	EFFECTIVITY		
				TH-28	480	480B
33	NAS6603-4	. Bolt	1	X	X	X
33	AN3-5A	. Bolt (Superseded by NAS6603-4)	1	X	X	X
34	AD-B283101	. Oil Filter Assembly (APM)	1	X	X	X
35	AC-B283F-107	. . Filter Element	1	X	X	X
36	M83248/1-138	. . O-Ring	1	X	X	X
34**	1740001-01	. Oil Filter Assembly (Purolator/Facet) Fittings supplied with filter.	1	X	X	X
35	038088-08	. . Filter Element	1	X	X	X
35	038088-08-80	. . Filter Element (Alternate)	1	X	X	X
-	1741125	. . Seal Kit	1	X	X	X
37	NAS6604-27	. Bolt	2	X	X	X
37	AN4-21A	. Bolt (Superseded by NAS6604-27)	2	X	X	X
38†	NAS1149D0463H	. Washer	A/R	X	X	X
38†	AN960D416	. Washer (Alternate)	A/R	X	X	X
39	MS21044N4	. Nut	3	X	X	X
39	AN365-428A	. Nut (Superseded by MS21044N4)	3	X	X	X
40	4129124-11	. Bracket	1	X	X	X
41	NAS6604-29	. Bolt	1	X	X	X
41	AN4-22A	. Bolt (Superseded by NAS6604-29)	1	X	X	X
42	MS21044N3	. Nut	1	X	X	X
42	AN365-1032A	. Nut (Superseded by MS21044N3)	1	X	X	X
43	ECD4034-7	. Hose Assembly	1	X	X	X
44	ECD4034-3	. Hose Assembly	1	X	X	X
45	ECD4034-1	. Hose Assembly	1	X	X	X
46	ECD4034-5	. Hose Assembly	1	X	X	X
47	ECD4034-9	. Oil Line Assembly	1	X	X	X
48	MS21919WF18	. Clamp	3	X	X	X
49	MS21919WF14	. Clamp	1	X	X	X
50	AN525-832R7	. Screw	2	X	X	X
51	NAS1149FN816P	. Washer	4	X	X	X
51	AN960-8L	. Washer (Alternate)	4	X	X	X
52	MS21083N08	. Nut	2	X	X	X
52	AN364-832A	. Nut (Superseded by MS21083N08)	2	X	X	X
53	4129136-11	. Isolator	4	X	X	X
54	4129136-13	. Isolator	8	X	X	X

# ENSTROM TH-28/480 SERIES ILLUSTRATED PARTS CATALOG

FIGURE 6-9. ENGINE OIL SYSTEM

ITEM NUMBER	PART NUMBER	DESCRIPTION	QTY PER ASSY	EFFECTIVITY		
				TH-28	480	480B
55	4129136-15	. Flanged Spacer	4	X	X	X
56	AN370-3	. Washer	1	X	X	X
57†	MS20995C32	. Wire: Safety	A/R		X	X
58‡	FIT-221V-1/8	. Shrink Tubing	A/R		X	X

- + Production effectivity 480B, S/N 5088 and subsequent. Retrofittable to all TH-28/480/480B serial numbers.
- \* Only one (1) fitting is required when oil filter assembly, P/N 1740001-01, is installed.
- \*\* Production effectivity TH-28, S/N 3007 & subsequent; 480B, S/N 5044 and subsequent.
- † Used as shims.
- Effectivity, 480B S/N 5060 and subsequent. Retrofittable to all TH-28/480/480B serial numbers.
- Effectivity, 480B S/N 5143 and subsequent.
- ‡ Effectivity 480B S/N 5155 and subsequent. Retrofittable to 480 S/N 5001 and 480B S/N 5042.
- †† Effectivity 480B S/N 5194 and subsequent. Retrofittable to 480 S/N 5001 – 5041 and S/N 5042 and subsequent.

# ENSTROM TH-28/480 SERIES ILLUSTRATED PARTS CATALOG

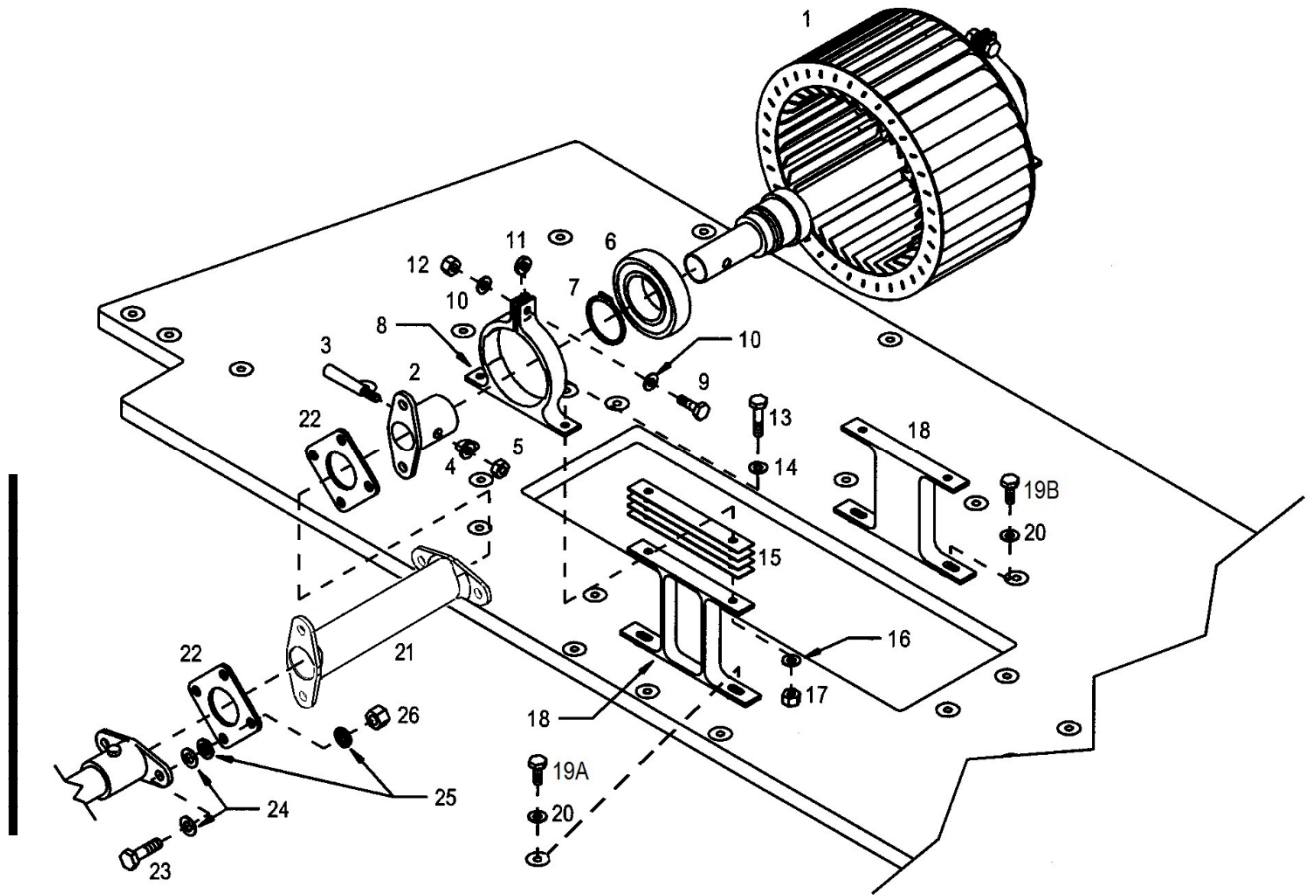


FIGURE 6-10. OIL COOLER BLOWER INSTALLATION

# ENSTROM TH-28/480 SERIES ILLUSTRATED PARTS CATALOG

FIGURE 6-10. OIL COOLER BLOWER INSTALLATION

ITEM NUMBER	PART NUMBER	DESCRIPTION	QTY PER ASSY	EFFECTIVITY		
				TH-28	480	480B
-	4129101-905	. Impeller Shaft Assembly (Externally mounted drive coupling) (Superseded by 4129101-9)	1	X	X	
-*	4129101-9	. Impeller Shaft Assembly (A/C Equipped) (Internally mounted drive coupling)	1	X	X	X
-**	4129101-907	. Impeller Shaft Assembly (A/C Equipped) (Externally mounted drive coupling) (Superseded by 4129101-101)	1		X	
-	4129101-101	. Impeller Shaft Assembly (A/C Equipped) (Internally mounted drive coupling) (Superseded by 4129101-105)	1		X	
-+	4129101-105	. Impeller Shaft Assembly (A/C Equipped) (Internally mounted drive coupling. Preferred Part.)	1	X	X	X
-	4129101-103	. Impeller Shaft Assembly (A/C Equipped) (Internally mounted drive coupling) (Alternate for 4129101-105)	1	X	X	X
1	4129101-5	.. Impeller Shaft Assembly (4129101-905)	1	X	X	
1	4129129-1	.. Impeller Shaft Assembly (4129101-9)	1	X	X	X
1	4129101-7	.. Impeller Shaft Assembly (4129101-907)	1		X	
1	4129129-3	.. Impeller Shaft Assembly (4129101-101)	1		X	
1	4129129-5	.. Impeller Shaft Assembly (4129101-103, -105)	1	X	X	X
1	4129129-9	.. Impeller Shaft Assembly (Alternate) (4129101-105)	1	X	X	X
2	4129126-13	... Coupling (4129101-905, -907)	1	X	X	
2	4129126-15	... Coupling (4129101-9, -101, -103, -105)	1	X	X	X
3	AN386-2-9A	... Taper Pin (4129101-905, -907)	1	X	X	
3±	4130541-11	... Taper Pin (Alternate to AN386-2-9A)	1	X	X	
3±	4130541-13	... Taper Pin (Alternate to AN386-2-9A)	1	X	X	
3◀	4130541-15	... Taper Pin (Oversize Ø.3742 in)	1		X	X
3◀	4130541-17	... Taper Pin (Oversize Ø.3842 in)	1		X	X
3	AN386-2-8A	... Taper Pin (4129101-9, -103, -105)	1	X	X	X
3	AN386-2-8A	... Taper Pin (4129101-101)	2		X	
4	NAS1149F0363P	... Washer (4129101-905, -907, -9, -103, -105)	1	X	X	X
4	AN960-10	... Washer (Alternate) (4129101-905, -907, -9, -103, -105)	1	X	X	X
4	NAS1149F0363P	... Washer (4129101-101)	2		X	
4	AN960-10	... Washer (Alternate) (4129101-101)	2		X	
4	AN975-3	... Washer, Taper Pin	A/R	X	X	X

# ENSTROM TH-28/480 SERIES ILLUSTRATED PARTS CATALOG

FIGURE 6-10. OIL COOLER BLOWER INSTALLATION

ITEM NUMBER	PART NUMBER	DESCRIPTION	QTY PER ASSY	EFFECTIVITY		
				TH-28	480	480B
5	MS21083N3	. . . Nut (4129101-905, -907, -9, -103, -105)	1	X	X	X
5	AN364-1032A	. . . Nut (Superseded by MS21083N3) (4129101-905, -907, -9, -103, -105)	1	X	X	X
5	MS21083N3	. . . Nut (4129101-101)	2		X	
5	AN364-1032A	. . . Nut (Superseded by MS21083N3) (4129101-101)	2		X	
6	ECD4011-13	. . Bearing	2	X	X	X
7	N5100-118	. . Retaining Ring	2	X	X	X
8	4129103-11	. . Bearing Housing	2	X	X	X
9	NAS6603D4	. . Bolt	2	X	X	X
9	AN3-5A	. . Bolt (Superseded by NAS6603D4)	2	X	X	X
10	NAS1149F0332P	. . Washer	4	X	X	X
11	4129119-11	. . Spacer	2	X	X	X
12	MS21044N3	. . Nut	2	X	X	X
13	NAS6603-8	. Bolt	4	X	X	X
13	AN3-7A	. Bolt (Superseded by NAS6603-8)	4	X	X	X
14	NAS1149F0332P	. Washer	12	X	X	X
14	AN960-10L	. Washer (Alternate)	12	X	X	X
15	4129117-11	. Shim, .007"	A/R	X	X	X
15	4129117-13	. Shim, .020"	A/R	X	X	X
15	4129117-15	. Shim, .032"	A/R	X	X	X
15	4129117-17	. Shim, .063"	A/R	X	X	X
15	4129117-19	. Shim, .125"	A/R	X	X	X
15	4129117-21	. Shim, .250"	A/R	X	X	X
15	4129117-23	. Shim, .015"	A/R	X	X	X
16	NAS1149F0363P	. Washer	A/R	X	X	X
16	AN960-10	. Washer (Alternate)	A/R	X	X	X
16	NAS1149F0332P	. Washer	A/R	X	X	X
16	AN960-10L	. Washer (Alternate)	A/R	X	X	X
17	MS21044N3	. Nut	4	X	X	X
17	AN365-1032A	. Nut (Superseded by MS21044N3)	4	X	X	X
18	4129104-21	. Bearing Stand	2	X	X	X
19A	NAS6603-4	. Bolt	2	X	X	X
19A	AN3-5A	. Bolt (Superseded by NAS6603-4)	2	X	X	X
19B	NAS6603-12	. Bolt	2	X	X	X
19B	AN3-15A	. Bolt (Replaced by NAS6603-12)	2	X	X	X

# ENSTROM TH-28/480 SERIES ILLUSTRATED PARTS CATALOG

FIGURE 6-10. OIL COOLER BLOWER INSTALLATION

ITEM NUMBER	PART NUMBER	DESCRIPTION	QTY PER ASSY	EFFECTIVITY		
				TH-28	480	480B
20	NAS1149F0332P	. Washer	4	X	X	X
20	AN960-10L	. Washer (Alternate)	4	X	X	X
21●●	4129102-13	. Short Shaft Assembly	1	X	X	X
21Δ	4129102-15	. Short Shaft Assembly	1		X	
21†	4129102-105	. Short Shaft Assembly (Superseded by 4129102-15)	1	X	X	X
21	4129102-107	. Short Shaft Assembly (Superseded by 4129102-13)	1	X	X	X
22	28-01041-3	. Flex Pack	2	X	X	X
23	NAS6604-7	. Bolt	8	X	X	X
23	AN4-7A	. Bolt (Superseded by NAS6604-7)	8	X	X	X
24	NAS1149F0463P	. Washer	A/R	X	X	X
24	AN960-416	. Washer (Alternate)	A/R	X	X	X
24	NAS1149F0432P	. Washer	A/R	X	X	X
24	AN960-416L	. Washer (Alternate)	A/R	X	X	X
25	28-13621-13	. Flex Coupling Washer	16	X	X	X
26	MS21044N4	. Nut	8	X	X	X
26	AN365-428A	. Nut (Superseded by MS21044N4)	8	X	X	X

\* TH-28, S/N 3007 and subsequent; 480, S/N 5037 through 5041.

\*\* 480, S/N 5022 only.

+ 480, S/N 5042 and subsequent.

† 480, S/N 5001 only.

● Acceptable alternative on 480/480B S/N 5001 – 5060.

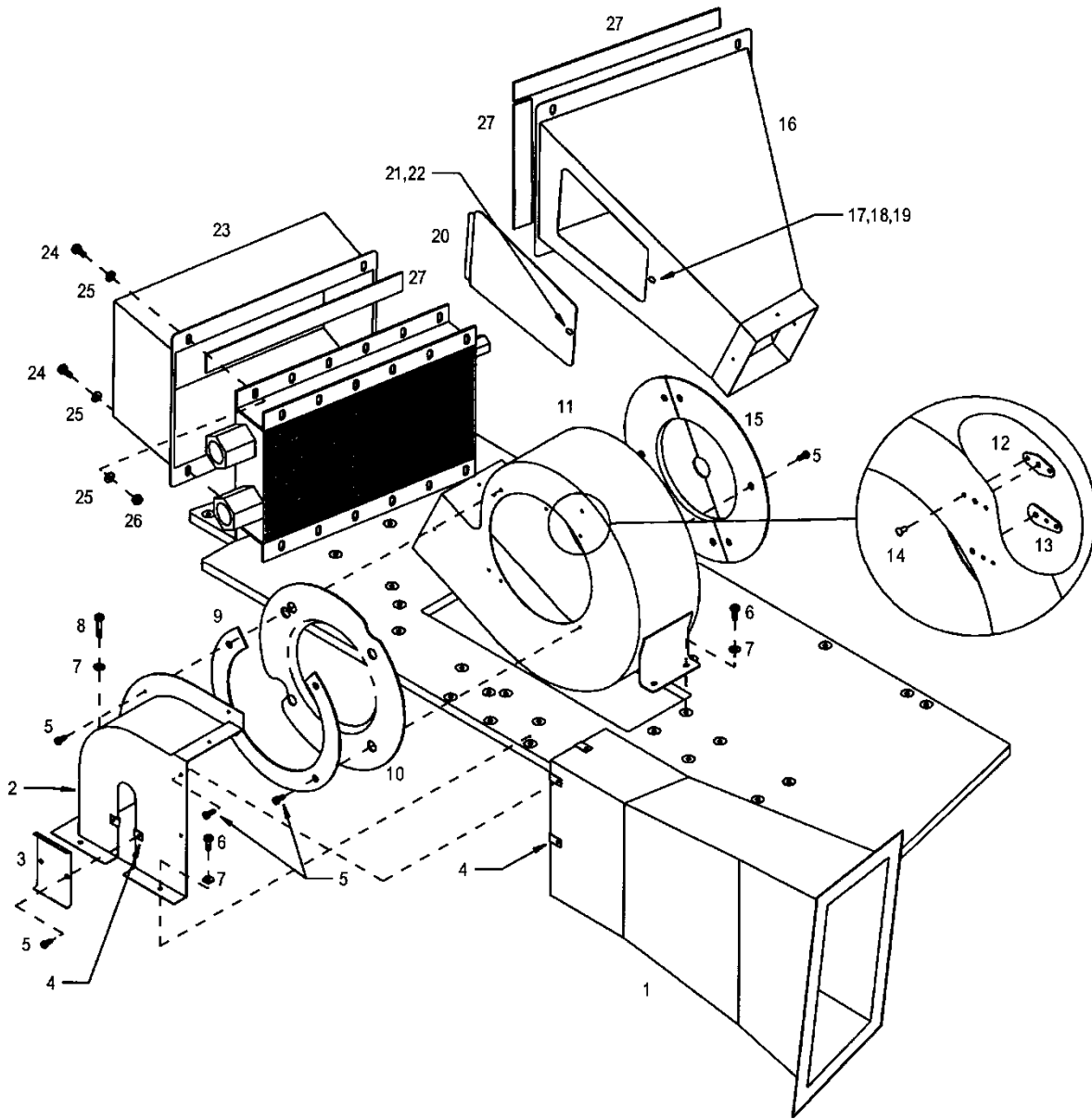
●● 480B, S/N 5156 and subsequent.

± On S/N 5148 and subsequent: If the hole for the taper pin is too deep, use 4130541-11 or 4130541-13 oversized taper pins.

Δ S/N 5001 only

◀ Customer Service Use only: Eligibility TH-28/480/480B, all S/N.

# ENSTROM TH-28/480 SERIES ILLUSTRATED PARTS CATALOG



See Figure 6-12 for aircraft retrofitted with latest ducting configuration.

FIGURE 6-11. OIL COOLER DUCTING TH-28 SN 3006, 480 SN 5001-5022

# ENSTROM TH-28/480 SERIES ILLUSTRATED PARTS CATALOG

FIGURE 6-11. OIL COOLER DUCTING TH-28 SN 3006, 480 SN 5001-5022

ITEM NUMBER	PART NUMBER	DESCRIPTION	QTY PER ASSY	EFFECTIVITY		
				TH-28	480	480B
1	4129107-13	. Inlet Duct	1	X	X	
2	4129108-11	. Center Duct	1	X	X	
3	4129108-15	. Closeout	1	X	X	
4 ≡	A01789-8Z-1D	. Nut, Tinnerman	5	X	X	
5	NAS1101-08-6	. Screw	21	X	X	
5	AN503-8-6	. Screw (Superseded by NAS1101-08-6)	21	X	X	
6	MS27039-1-08	. Screw	9	X	X	
7	NAS1149F0332P	. Washer	5	X	X	
7	AN960-10L	. Washer (Alternate)	5	X	X	
8	MS27039-1-14	. Screw	1	X	X	
9	4129125-15	. Support Ring	1	X	X	
10	4129125-17	. Bell Mouth	1	X	X	
11	4129111-1	. Fan Shroud	1	X	X	
12 ≡	A06195-8Z-1D	. . Nut, Tinnerman	6	X	X	
13 ≡	A06194-8Z-1D	. . Nut, Tinnerman	12	X	X	
14	MS20426A3-3	. . Rivet	32	X	X	
15	4129125-11	. Plate	1	X	X	
16	4129121-1	. Duct Assembly	1	X	X	
17	4129120-13	. . Shim	1	X	X	
18	1219-4200-Z3Y	. . Spring, Stud Fastener	1	X	X	
19	MS20426AD3-5	. . Rivet	2	X	X	
20	4129120-1	. . Cover Assembly	1	X	X	
21	D4-AJW4-35	. . . Stud	1	X	X	
21	AJW4-35	. . . Stud (Alternate)	1	X	X	
21	AJW4-30	. . . Stud (Superseded by AJW4-35)	1	X	X	
22	D4-GA4-250	. . . Grommet	1	X	X	
22	GA4-250	. . . Grommet (Alternate)	1	X	X	
23	4129113-1	. Exit Duct Assembly	1	X	X	
24	NAS66032	. Bolt	8	X	X	
24	AN3-4A	. Bolt (Superseded by NAS66032)	8	X	X	
25	NAS1149F0332P	. Washer	12	X	X	
25	AN960-10L	. Washer (Alternate)	12	X	X	
26	MS21083N3	. Nut	8	X	X	
26	AN364-1032A	. Nut (Superseded by MS21083N3)	8	X	X	
27	4508-1	. Foam Tape	A/R	X	X	

≡ See Appendix A for equivalent part information.

# ENSTROM TH-28/480 SERIES ILLUSTRATED PARTS CATALOG

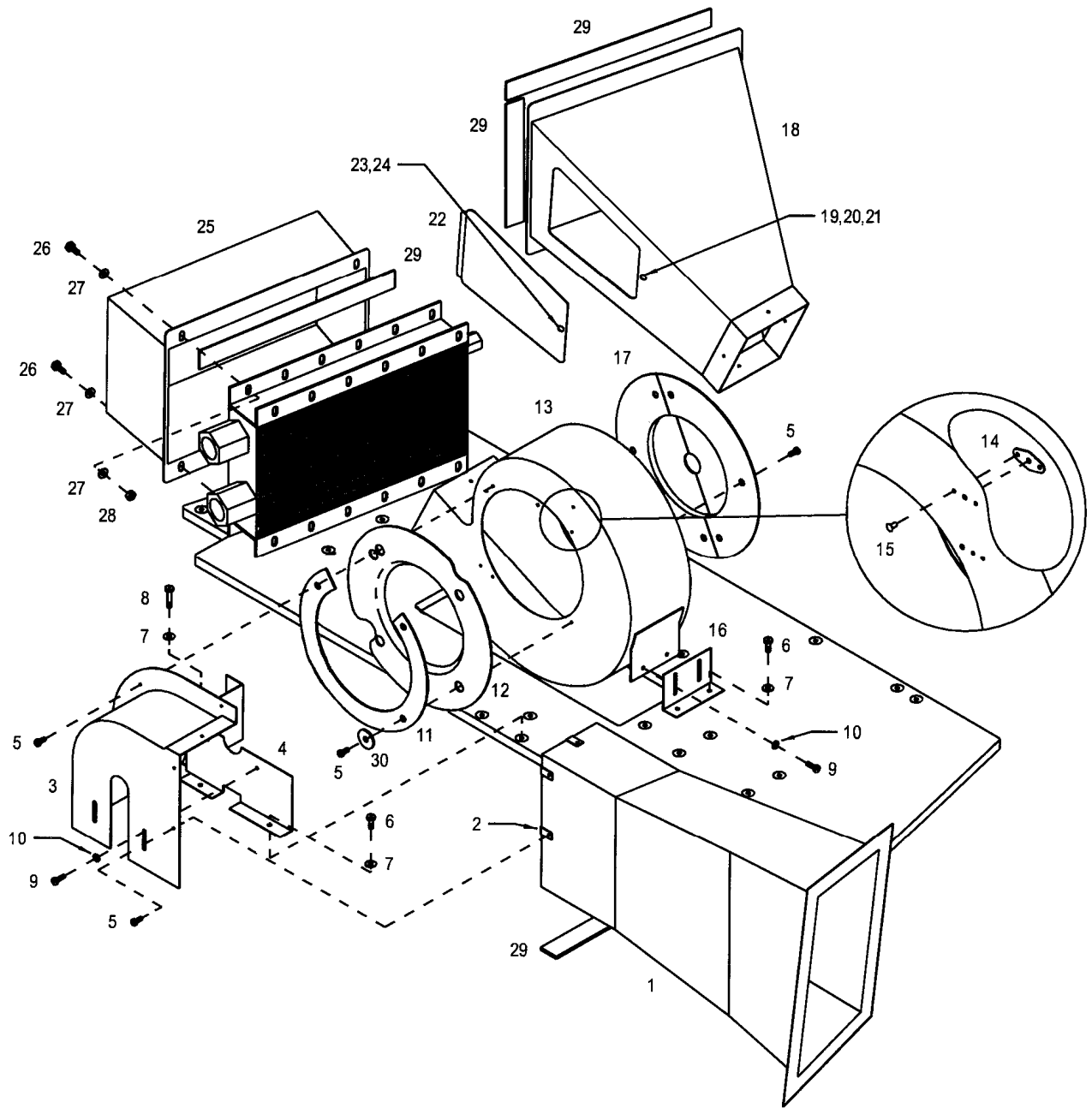


FIGURE 6-12. OIL COOLER DUCTING TH-28 S/N 3007, 480 S/N 5023 AND SUBS

# ENSTROM TH-28/480 SERIES ILLUSTRATED PARTS CATALOG

FIGURE 6-12. OIL COOLER DUCTING TH-28 S/N 3007, 480 S/N 5023 AND SUBS

ITEM NUMBER	PART NUMBER	DESCRIPTION	QTY PER ASSY	EFFECTIVITY		
				TH-28	480	480B
1	4129107-13	. Inlet Duct	1	X	X	X
2 ≡	A01787-8Z-1D	. Nut, Tinnerman	3	X	X	X
3	4129108-13	. Center Duct	1	X	X	X
4	4129116-1	. Flange Assembly	1	X	X	X
-	NAS686A08K	.. Nutplate	2	X	X	X
-	NAJ1-82	.. Nutplate (Superseded by NAS686A08K)	2	X	X	X
-	MS20426AD3-3.5	.. Rivet	4	X	X	X
-	MS20426AD3-3	.. Rivet (Superseded by MS20426AD3-3.5)	4	X	X	X
5	NAS1101-08-6	. Screw	19	X	X	X
5	AN503-8-6	. Screw (Superseded by NAS1101-08-6)	19	X	X	X
6**	MS35207-263	. Screw: Machine (Phillips Pan Head), 10-32 X 0.500	4	X	X	X
6	MS27039-1-08	. Screw (Superseded by MS35207-263)	4	X	X	X
7	NAS1149F0332P	. Washer	5	X	X	X
7	AN960-10L	. Washer (Alternate)	5	X	X	X
8	MS27039-1-14	. Screw	1	X	X	X
9**	MS35206-245	. Screw: Machine (Phillips Pan Head), 8-32 X 0.500	4	X	X	X
9	AN526-832R8	. Screw (Superseded By MS35206-245)	4	X	X	X
10	NAS1149FN816P	. Washer	4	X	X	X
10	AN960-8L	. Washer (Alternate)	4	X	X	X
11	4129125-15	. Support Ring	1	X	X	X
12	4129125-17	. Bell Mouth	1	X	X	X
13	4129111-3	. Fan Shroud Housing Assembly	1	X	X	X
14	A06191-8Z-1D	.. Nut, Tinnerman	16	X	X	X
14 ≡	A06195-8Z-1D	.. Nut, Tinnerman (Replaced by A06191-8Z-1D)	16	X	X	X
15	NAS1097AD3-3	.. Rivet	32	X	X	X
15	MS20426A3-3	.. Rivet (Superseded by NAS1097AD3-3)	32	X	X	X
16	4129118-15	. Angle	1	X	X	X
17	4129125-11	. Plate	1	X	X	X
18	4129121-1	. Duct Assembly	1	X	X	X
19	4129120-13	.. Shim	1	X	X	X
20	1219-4200-Z3Y	.. Spring, Stud Fastener	1	X	X	X
21	MS20426AD3-5	.. Rivet	2	X	X	X
22	4129120-1	.. Cover Assembly	1	X	X	X
23	D4-AJW4-35	... Stud	1	X	X	X
23	AJW4-35	... Stud (Alternate)	1	X	X	X
23	AJW4-30	... Stud (Superseded by AJW4-35)	1	X	X	X

# ENSTROM TH-28/480 SERIES ILLUSTRATED PARTS CATALOG

FIGURE 6-12. OIL COOLER DUCTING TH-28 S/N 3007, 480 S/N 5023 AND SUBS

ITEM NUMBER	PART NUMBER	DESCRIPTION	QTY PER ASSY	EFFECTIVITY		
				TH-28	480	480B
24	D4-GA4-250	. . . Grommet	1	X	X	X
24	GA4-250	. . . Grommet (Alternate)	1	X	X	X
25	4129113-1	. Exit Duct Assembly	1	X	X	X
25*	4129113-7	. Oil Cooler Exit Duct	1			X
25*	4129113-3	. Exit Duct Assembly (Superseded by 4129113-7)	1			X
26	NAS66032	. Bolt	4	X	X	X
26	AN3-4A	. Bolt (Superseded by NAS66032)	4	X	X	X
27	NAS620-10	. Washer	6	X	X	X
27	AN960-10L	. Washer (Superseded by NAS620-10)	12	X	X	X
28	MS21083N3	. Nut	4	X	X	X
28	AN364-1032A	. Nut (Alternate)	4	X	X	X
29	4508-1	. Foam Tape	A/R	X	X	X
30	AN970-3	. Washer	3	X	X	X
30	1/4 Harper	. Washer, Flat (Alternate)	3	X	X	X

\* Effective 480B, S/N 5114 and subsequent and 480B equipped with Increased Cooling Kit, P/N 4230031.

≡ See Appendix A for equivalent part information.

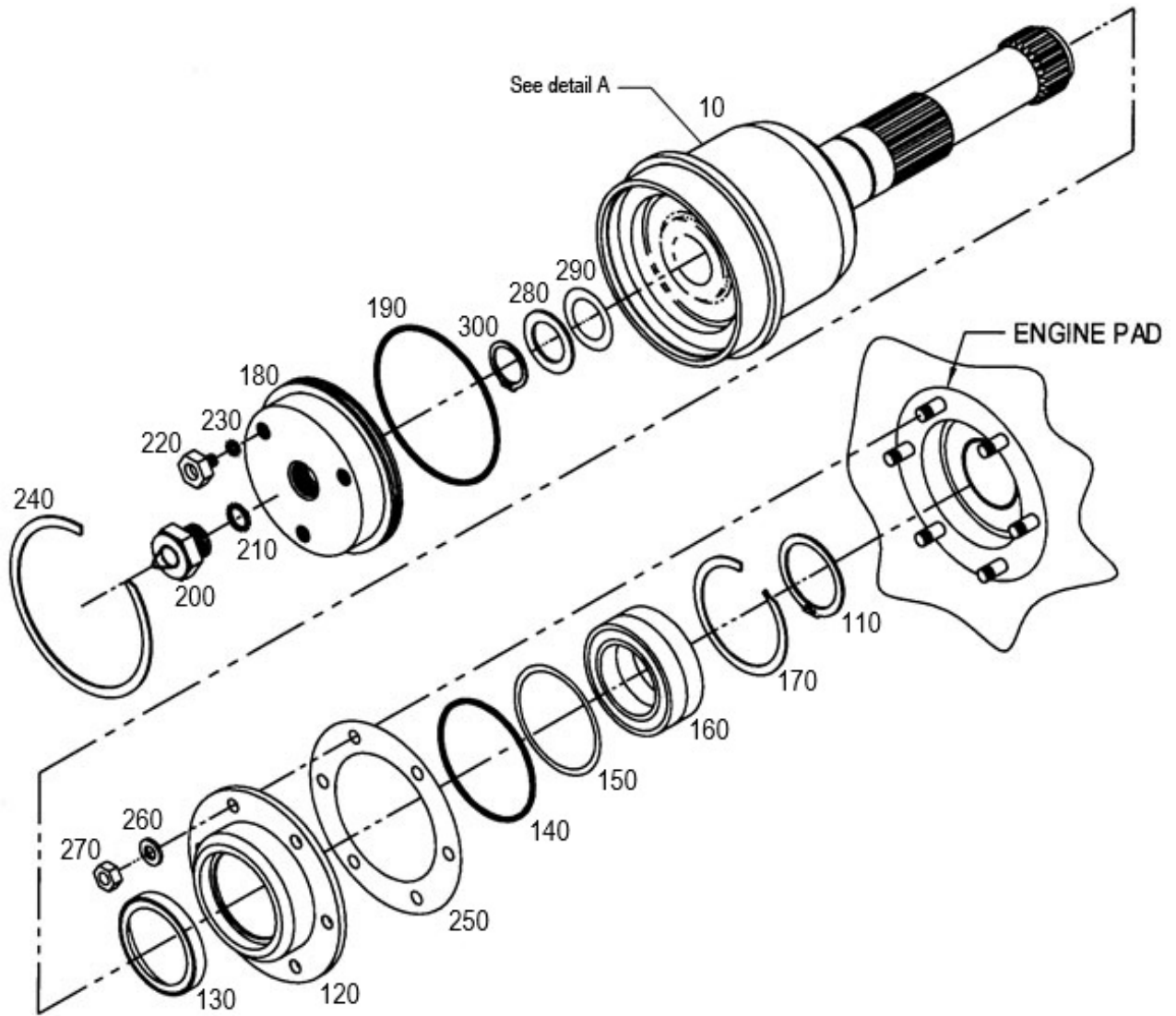
\*\* Effectivity 480B S/N 5160 and subsequent. Retrofittable to 480 S/N 5001 to 5041 and 480B S/N 5042 and subsequent.

# ENSTROM TH-28/480 SERIES ILLUSTRATED PARTS CATALOG

## SECTION 7 – TABLE OF CONTENTS

	Cover	7-1
	Table of Contents	7-1.2
<a href="#">7-1</a>	Overrunning Clutch Assembly	7-2
<a href="#">7-1.1</a>	Clutch Vent Reservoir Assembly	7-3
<a href="#">7-2</a>	Drive Shaft Assembly	7-4
<a href="#">7-3</a>	Drive System Installation	7-6
<a href="#">7-4</a>	Lower Pulley Assembly (Grease Lubricated)	7-10
<a href="#">7-5</a>	Lower Pulley Assembly (Oil Lubricated)	7-14
<a href="#">7-6</a>	Upper Pulley Assembly (Keyed Pinion)	7-18
<a href="#">7-6.1</a>	Upper Pulley Assembly (Splined Pinion)	7-20.2
<a href="#">7-7</a>	Main Rotor Transmission Installation	7-22
<a href="#">7-8</a>	Main Rotor Transmission Assembly (Keyed Pinion)	7-24
<a href="#">7-8.1</a>	Main Rotor Transmission Assembly (Splined Pinion)	7-26.2
<a href="#">7-8.2</a>	Main Rotor Transmission Seal Retainer Assembly	7-27.1
<a href="#">7-9</a>	Main Rotor Transmission Filtration/Cooling System	7-28
<a href="#">7-10</a>	Tail Rotor Drive Shaft Installation	7-32
<a href="#">7-11</a>	Tail Rotor Transmission Assembly	7-36

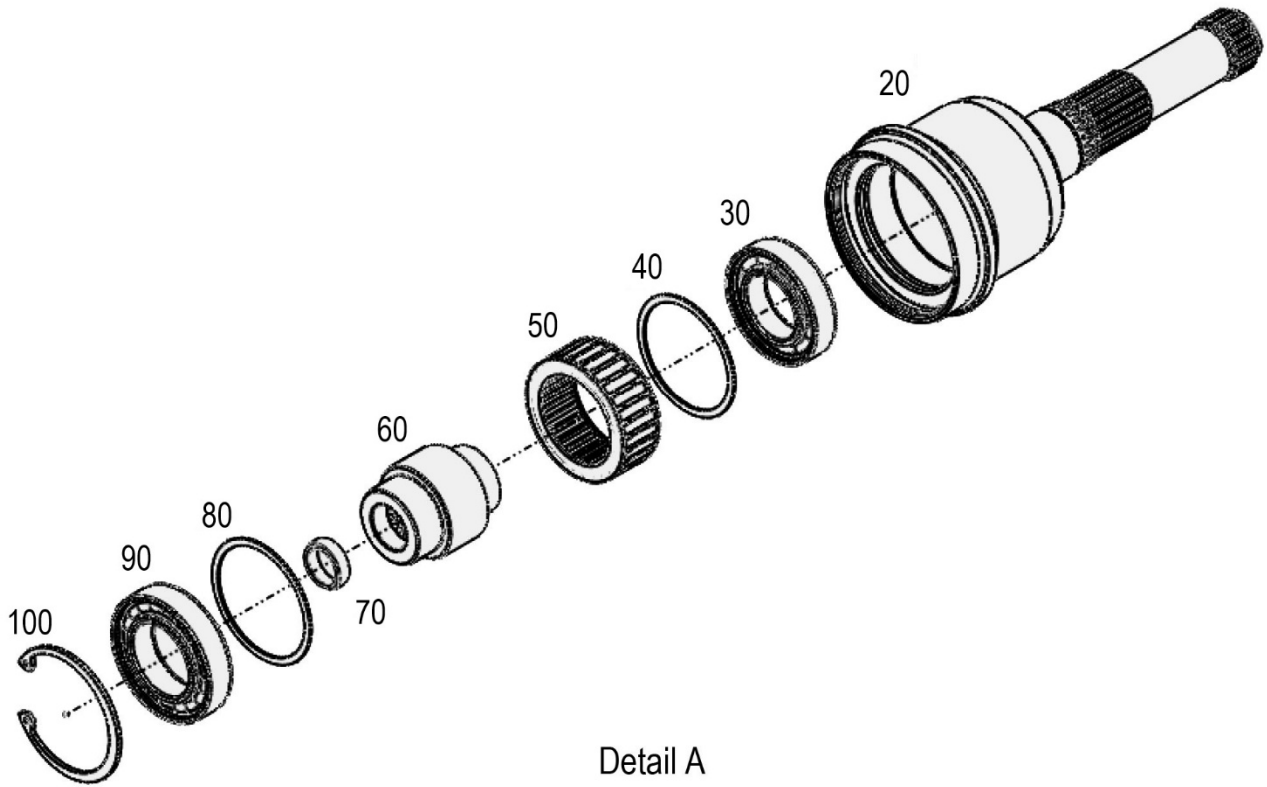
# ENSTROM TH-28/480 SERIES ILLUSTRATED PARTS CATALOG



Sheet 1 of 2

FIGURE 7-1. OVERRUNNING CLUTCH ASSEMBLY

# ENSTROM TH-28/480 SERIES ILLUSTRATED PARTS CATALOG



Sheet 2 of 2

FIGURE 7-1. OVERRUNNING CLUTCH ASSEMBLY

# ENSTROM TH-28/480 SERIES ILLUSTRATED PARTS CATALOG

FIGURE 7-1. OVERRUNNING CLUTCH ASSEMBLY

ITEM NUMBER	PART NUMBER	DESCRIPTION	QTY PER ASSY	EFFECTIVITY		
				TH-28	480	480B
–	4131001-133	Overrunning Clutch Assembly/Installation	REF		X	X
10	4131001-131	. Overrunning Clutch Assembly	1		X	X
10†	4131001-105	. Overrunning Clutch Assembly (Superseded by 4131001-131)	1		X	X
20	4131002-15	.. Shaft	1			X
30	ECD4015-11	.. Bearing	1			X
40	4131005-13	.. Shim (0.001")	A/R			X
40	4131005-15	.. Shim (0.005")	A/R			X
40	4131005-17	.. Shim (0.010")	A/R			X
40	4131005-31	.. Shim (0.050")	A/R			X
50	CL42498	.. Sprag Retainer Assembly	1			X
60	4131004-15	.. Inner Race	1			X
70	4131009-13	.. Pilot Bushing	1			X
80	4131005-19	.. Shim (0.001")	A/R			X
80	4131005-21	.. Shim (0.005")	A/R			X
80	4131005-23	.. Shim (0.010")	A/R			X
80	4131005-33	.. Shim (0.050")	A/R			X
90	ECD4016-11	.. Bearing	1			X
100	N5000-268-S-PP	.. Snap Ring	1			X
110	N5100-137-S-PP	. Retaining Ring	1		X	X
120●	4131001-129	. Bearing Housing Assembly, with Clutch Vent (Used with 4131001-131)	1		X	X
–	4131006-25	.. Housing, Bearing (Standard)	1		X	X
–*	4131006-31	.. Housing, Bearing (Offset 0.002, 150°, 2 Notches)	A/R		X	X
–*	4131006-33	.. Housing, Bearing (Offset 0.002, 210°, 2 Notches)	A/R		X	X
–	4131006-35	.. Housing, Bearing (Offset 0.002, 270°, 2 Notches)	A/R		X	X
–	4131006-37	.. Housing, Bearing (Offset 0.002, 330°, 2 Notches)	A/R		X	X
–**	4131006-45	.. Housing, Bearing (Offset 0.003, 210°, 3 Notches)	A/R	X	X	X
130	14809	.. Seal	1		X	X
130	CRWI14809	.. Seal (Superseded by 14809)	1		X	X
140	2-141	.. O-Ring (N674-70 Material)	1		X	X
150	4131005-35	.. Shim, .001"	A/R		X	X
150	4131005-37	.. Shim, .005"	A/R		X	X
160	ECD4014-11	.. Bearing Set	1		X	X
170	VH-218	.. Retaining Ring	1		X	X

# ENSTROM TH-28/480 SERIES ILLUSTRATED PARTS CATALOG

FIGURE 7-1. OVERRUNNING CLUTCH ASSEMBLY

ITEM NUMBER	PART NUMBER	DESCRIPTION	QTY PER ASSY	EFFECTIVITY		
				TH-28	480	480B
180	4131008-15	. Cap	1		X	X
190	2-041	. O-Ring (N674-70)	1		X	X
200	S83BZ-2	. Sight Plug	1		X	X
210	M25988/1-906	. O-Ring	1		X	X
220	AN814-2DL	. Plug	3		X	X
230 ≡	NAS1612-2A	. O-Ring	3		X	X
240	VH-337	. Retaining Ring	1		X	X
250	23053995	. Gasket	1		X	X
260 †	NAS1149C0432R	. Washer	6		X	X
260	AN960-416	. Washer (Superseded by NAS1149C0432R)	6		X	X
270	MS21043-4	. Nut	6		X	X
280	4131005-25	. Shim, .050"	1		X	X
290	4131005-27	. Shim, .001"	A/R		X	X
290	4131005-29	. Shim, .010"	A/R		X	X
300	ON78EXTSP	. Retaining Ring	1		X	X
300	N5100-78-S-PP	. Retaining Ring (Superseded by ON78EXTSP)	1		X	X
– ♦	4131001-111	. Drive Shaft Assembly	1		X	X
–**	4230001-1	Kit Clutch Vent Reservoir Kit (Contains 4130001-129 and 4131006-45)	A/R	X	X	X

≡ See Appendix A for equivalent part information.

● Vented housing for use with Clutch Vent Reservoir Assembly (See Figure 7-1.1)

\* Effectivity 480B S/N 5143 and subsequent. Applicable to 480 S/N 5001 to 5041 and 480B S/N 5042 and subsequent.

† Effectivity 480B S/N 5168 and subsequent. Retrofittable to 480 S/N 5001 to 5041 and 480B S/N 5042 and subsequent.

\*\* For use with all TH-28 ships and engines requiring an offset bearing housing

‡ Effectivity 480B S/N 5207 and subsequent. Retrofittable to 480 S/N 5001 – 5041 and 480B S/N 5042 and subsequent.

♦ See Figure 7-2 for diagram and installation hardware.

# ENSTROM TH-28/480 SERIES ILLUSTRATED PARTS CATALOG

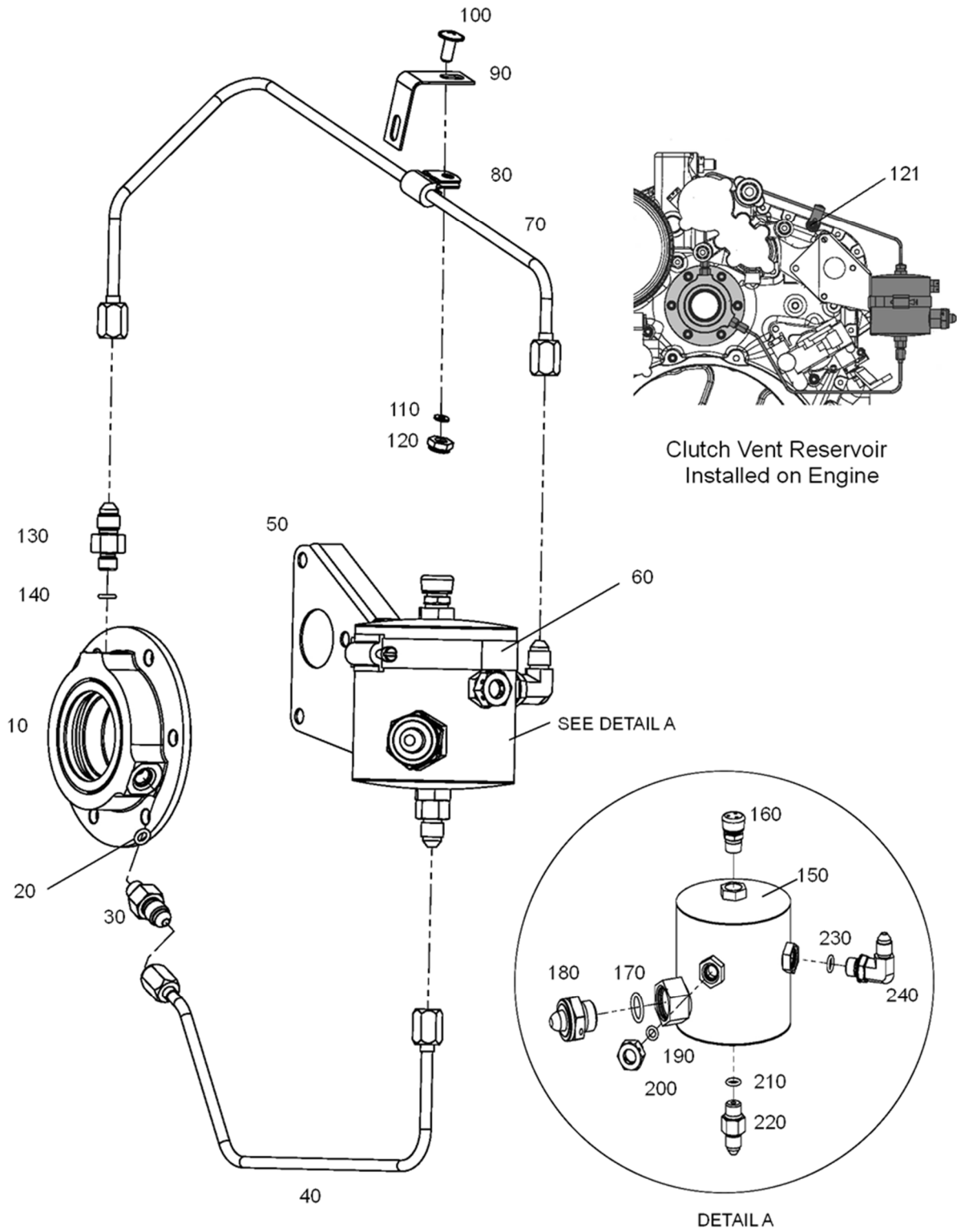


FIGURE 7-1.1 CLUTCH VENT RESERVOIR ASSEMBLY

# ENSTROM TH-28/480 SERIES ILLUSTRATED PARTS CATALOG

## FIGURE 7-1.1 CLUTCH VENT RESERVOIR ASSEMBLY

ITEM NUMBER	PART NUMBER	DESCRIPTION	QTY PER ASSY	EFFECTIVITY		
				TH-28	480	480B
–	4131020-5	Clutch Vent Reservoir Assembly/Install	REF	X	X	X
–	4131020-7	. Clutch Vent Reservoir Assembly	REF	X	X	X
10	4131001-129	. Bearing Housing. Assembly, with Vented Housing	1	X	X	X
20	3-902 V747-75	. O-Ring	1	X	X	X
30	4131024-11	. Fitting	1	X	X	X
40	4131022-7	. Tube Assembly	1	X	X	X
50	4131021-15	. Bracket	1	X	X	X
60	NAS1922-0275-3	. Hose Clamp	1	X	X	X
70	4131022-5	. Tube Assembly	1	X	X	X
80	MS21919WDG3	. . Clamp (Included in Tube Assembly)	1	X	X	X
90	4131021-17	. Clip	1	X	X	X
100	AN525-10R6	. Screw	1	X	X	X
110	NAS1149F0332P	. Washer	1	X	X	X
120	MS21043-3	. Nut	1	X	X	X
121	4122043-11	. Stand Off Stud	1	X	X	X
130	4131024-11	. Fitting	1	X	X	X
140	3-902 V747-75	. O-Ring	1	X	X	X
150	4131023-5	. Reservoir Weldment	1	X	X	X
160	321620	. Breather	1	X	X	X
160	369583	. Breather (Acceptable Alternate)	1	X	X	X
170	M25988/1-906	. O-Ring	1	X	X	X
180	S83BZ-2	. Sight Plug	1	X	X	X
190	3-902 V747-75	. O-Ring	1	X	X	X
200	AN814-2DL	. Fill Plug	1	X	X	X
–	MS20995-C25	. Safety Wire	10 in.	X	X	X
210	3-903 V747-75	. O-Ring	1	X	X	X
220	MS51525B3S	. Fitting	1	X	X	X
230	3-903 V747-75	. O-Ring	1	X	X	X
240	MS51527B3S	. Fitting Elbow	1	X	X	X

\* Reference TH-28/480 Series Maintenance Manual Paragraph 11-8 for overrunning clutch installation information.

# ENSTROM TH-28/480 SERIES ILLUSTRATED PARTS CATALOG

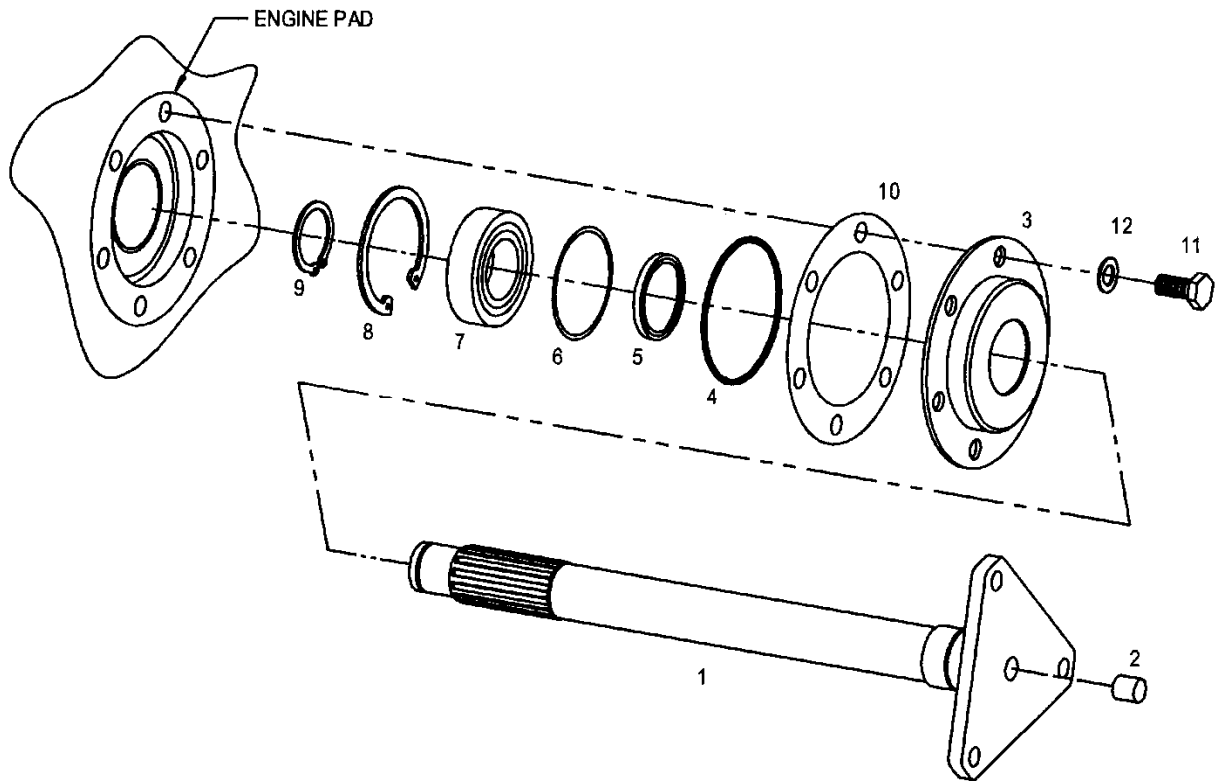


FIGURE 7-2. DRIVE SHAFT ASSEMBLY

# ENSTROM TH-28/480 SERIES ILLUSTRATED PARTS CATALOG

FIGURE 7-4. LOWER PULLEY ASSEMBLY (GREASE LUBRICATED)

ITEM NUMBER	PART NUMBER	DESCRIPTION	QTY PER ASSY	EFFECTIVITY		
				TH-28	480	480B
—*	4130500-101	. Lower Pulley Assembly	1	X	X	
—**	4130500-5	. Lower Pulley Assembly	1	X	X	
1	4130500-7	.. Bearing Housing Assembly	2	X	X	
2	4130509-1	... Bearing Housing	1	X	X	
3	27539	... Seal	1	X	X	
4	VH-325	... Retaining Ring	1	X	X	
5	ECD4056-5	... Bearing	1	X	X	
5	ECD4056-3	... Bearing (Alternate)	1	X	X	
5	ECD4056-1	... Bearing (Alternate)	1	X	X	
6	24914	... Seal	1	X	X	
7	VH-400	... Retaining Ring	1	X	X	
8	00208	... Pressure Vent Cap	1	X	X	
9	H1911Z3	... Fitting, Grease	1	X	X	
9	1911-B	... Fitting, Grease (Alternate)	1	X	X	
10	4130508-13	.. Splined Outer Shaft	1	X	X	
11	4130513-13	.. Spacer	1	X	X	
12	4130510-19	.. Driver Pulley (Used with 4130500-101)	1	X	X	
12	4130510-17	.. Driver Pulley (Used with 4130500-5)	1	X	X	
13	4130512-13	.. Bearing Retainer	1	X	X	
14	4130517-13	.. Sleeve	1	X	X	
15	4130524-13	.. Nut	1	X	X	
—	4130500-901	. Shaft and Hub Assembly, M/R Lower Pulley	1	X	X	
16	4130506-15	.. Splined Inner Shaft	1	X	X	
17	4130516-17	.. Hub Coupling	1	X	X	
18	AN386-2-9A	.. Taper Pin	1	X	X	
18†	4130541-11	.. Taper Pin (Alternate to AN386-2-9A)	1	X	X	
18†	4130541-13	.. Taper Pin (Alternate to AN386-2-9A)	1	X	X	
19	AN960-10	.. Washer	1	X	X	
20	AN364-1032A	.. Nut	1	X	X	
21	4130504-13	. Splined Coupling	1	X	X	
22	C148740	. Washer	1	X	X	
23	NAS509-12	. Nut	1	X	X	
24	ECD4024-1	. Flex Pack Assembly	2	X	X	
25	4130520-13	. Bolt	9	X	X	
26	AN960-516	. Washer	A/R	X	X	
26	AN960-516L	. Washer	A/R	X	X	
27	4130521-9	. Shim, .090"	A/R	X	X	

# ENSTROM TH-28/480 SERIES ILLUSTRATED PARTS CATALOG

FIGURE 7-4. LOWER PULLEY ASSEMBLY (GREASE LUBRICATED)

ITEM NUMBER	PART NUMBER	DESCRIPTION	QTY PER ASSY	EFFECTIVITY		
				TH-28	480	480B
27	4130521-11	. Shim, .110"	A/R	X	X	
27	4130521-13	. Shim, .130"	A/R	X	X	
27	4130521-15	. Shim, .150"	A/R	X	X	
27	4130521-17	. Shim, .170"	A/R	X	X	
27	4130521-19	. Shim, .190"	A/R	X	X	
27	4130521-21	. Shim, .210"	A/R	X	X	
27	4130521-23	. Shim, .230"	A/R	X	X	
27	4130521-25	. Shim, .250"	A/R	X	X	
28	MS21044N5	. Nut: Self-Locking, 5/16-24	9	X	X	
28	AN364-524A	. Nut (Superseded by MS21044N5)	9	X	X	

\* Used on TH-28, S/N 3007 and subsequent; 480, S/N 5017 and subsequent; or aircraft modified with the Increased Rotor Speed Kit, P/N 4230002.

\*\* Used on 480, S/N 5001-5016.

† On S/N 5148 and subsequent: If the hole for the taper pin is too deep, use 4130541-11 or 4130541-13 oversized taper pins.

# ENSTROM TH-28/480 SERIES ILLUSTRATED PARTS CATALOG

FIGURE 7-5. LOWER PULLEY ASSEMBLY (OIL LUBRICATED)

ITEM NUMBER	PART NUMBER	DESCRIPTION	QTY PER ASSY	EFFECTIVITY		
				TH-28	480	480B
–	4130500-111	. Lower Pulley Assembly	1			X
–●●	4130500-991	. Lower Pulley Assembly	1		X	
–	4130500-911	. Pulley/Shaft Lower M/R Drive	1			X
–●●	4130500-990	. Pulley/Shaft Lower M/R Drive	1		X	
1*	4130500-105	.. Bearing Housing Assembly, Aft	1	X	X	X
1A*	4130500-106	.. Bearing Housing Assembly, Forward	1	X	X	X
2*	4130537-2	... Bearing Housing (Used with 4130500-105)	1	X	X	X
2A*	4130537-1	... Bearing Housing (Used with 4130500-106)	1	X	X	X
3*	27539	... Seal (Chicago Rawhide)	1	X	X	X
4*	VH-400	... Retaining Ring	1	X	X	X
5*	ECD4056-5	... Bearing	1	X	X	X
5*	ECD4056-3	... Bearing (Alternate)	1	X	X	X
5*	ECD4056-1	... Bearing (Alternate)	1	X	X	X
6*	NAS1612-8	... O-Ring	2	X	X	X
6*	NAS1612-8A	... O-Ring (Alternate)	2	X	X	X
7*	AN814-8DL	... Plug	1	X	X	X
8*	LSP1351-08	... Sight Plug	1	X	X	X
8*	M1270	... Sight Plug (Eaton) (Alternate)	1	X	X	X
9*	NAS1612-2	... O-Ring	1	X	X	X
9*	NAS1612-2A	... O-Ring (Alternate)	1	X	X	X
10*	AN814-2DL	... Plug	1	X	X	X
11*	24914	... Seal (Chicago Rawhide)	1	X	X	X
12*	VH-325	... Retaining Ring	1	X	X	X
13	4130508-13	.. Splined Outer Shaft	1		X	X
14	4130513-13	.. Spacer	1		X	X
15†	4130510-19	.. Driver Pulley	1		X	X
15●●	4130510-17	.. Driver Pulley (Used with 4130500-990)	1		X	
15●	4130510-15	.. Driver Pulley	1		X	
16	4130512-17	.. Bearing Retainer	1		X	X
17	4130517-13	.. Sleeve	1		X	X
18	4130524-13	.. Nut	1		X	X
–	4130500-909	. Shaft and Hub Assembly, M/R Lower Pulley	1		X	X
19	4130506-15	.. Splined Inner Shaft	1		X	X
20	4130516-17	.. Hub Coupling	1		X	X

# ENSTROM TH-28/480 SERIES ILLUSTRATED PARTS CATALOG

FIGURE 7-5. LOWER PULLEY ASSEMBLY (OIL LUBRICATED)

ITEM NUMBER	PART NUMBER	DESCRIPTION	QTY PER ASSY	EFFECTIVITY		
				TH-28	480	480B
21	AN386-2-9A	. . Taper Pin	1		X	X
21**	4130541-11	. . Taper Pin (Alternate to AN386-2-9A)	1		X	X
21**	4130541-13	. . Taper Pin (Alternate to AN386-2-9A)	1		X	X
22	AN975-3	. . Washer	1		X	X
22	AN960-10	. . Washer (Superseded by AN975-3)	1		X	X
23	AN364-1032A	. . Nut	1	X	X	X
24	4130504-13	. Splined Coupling	1	X	X	X
25	C148740	. Washer	1	X	X	X
26	NAS509-12	. Nut	1	X	X	X
27	ECD4024-1	. Flex Pack Assembly	2	X	X	X
28†	AN5-11A	. Bolt	9	X	X	X
28	4130520-13	. Bolt (Acceptable Alternate)	9	X	X	X
29‡	NAS1149C0563R	. Washer	A/R	X	X	X
29	AN960-516	. Washer (Superseded by NAS1149C0563R)	A/R	X	X	X
29	AN960-516L	. Washer (Superseded by NAS1149C0563R)	A/R	X	X	X
30	4130521-9	. Shim, .090"	A/R		X	X
30	4130521-11	. Shim, .110"	A/R		X	X
30	4130521-13	. Shim, .130"	A/R		X	X
30	4130521-15	. Shim, .150"	A/R		X	X
30	4130521-17	. Shim, .170"	A/R		X	X
30	4130521-19	. Shim, .190"	A/R		X	X
30	4130521-21	. Shim, .210"	A/R		X	X
30	4130521-23	. Shim, .230"	A/R		X	X
30	4130521-25	. Shim, .250"	A/R		X	X
31	MS21044N5	. Nut: Self-Locking, 5/16-24	9	X	X	X
31‡	MS21083N5	. Nut	9	X	X	X
31	AN364-524A	. Nut (Superseded by MS21083N5)	9	X	X	X

- \* Refer to Service Information Letter T-022 for installation of the oil lubricated bearing housing assemblies on grease lubricated lower pulley assemblies.
- \*\* If the hole for the taper pin is too deep, use 4130541-11 or 4130541-13 oversized taper pins.
- Effectivity 480 S/N 5015 (without Increased Rotor Speed Kit 4320002)
- Effectivity 480 S/N 5001 – 5016 converted or overhauled to oil lubricated lower pulley bearings per SIL T-022 but not modified with Increased Rotor Speed Kit 4230002.
- † Eligible for 480 S/N 5001 – 5016 if equipped with Increased Rotor Speed Kit 4230002.
- ‡ Effective 480B S/N 5194 and subsequent. Retrofittable to 480 S/N 5001 – 5041, 480B S/N 5042 and subsequent.

## ENSTROM TH-28/480 SERIES ILLUSTRATED PARTS CATALOG

- ◆ Order 4130060-115-R for exchange/overhaul transmission (excludes cooling installation, and bearing housing, and pulley assemblies). Include bearing housing (Item 9, Figure 7-6.1) with the returned transmission.
- ▲ Used with 4130005-101 gearbox housing. Effectivity S/N 5112 and subsequent.

# ENSTROM TH-28/480 SERIES ILLUSTRATED PARTS CATALOG

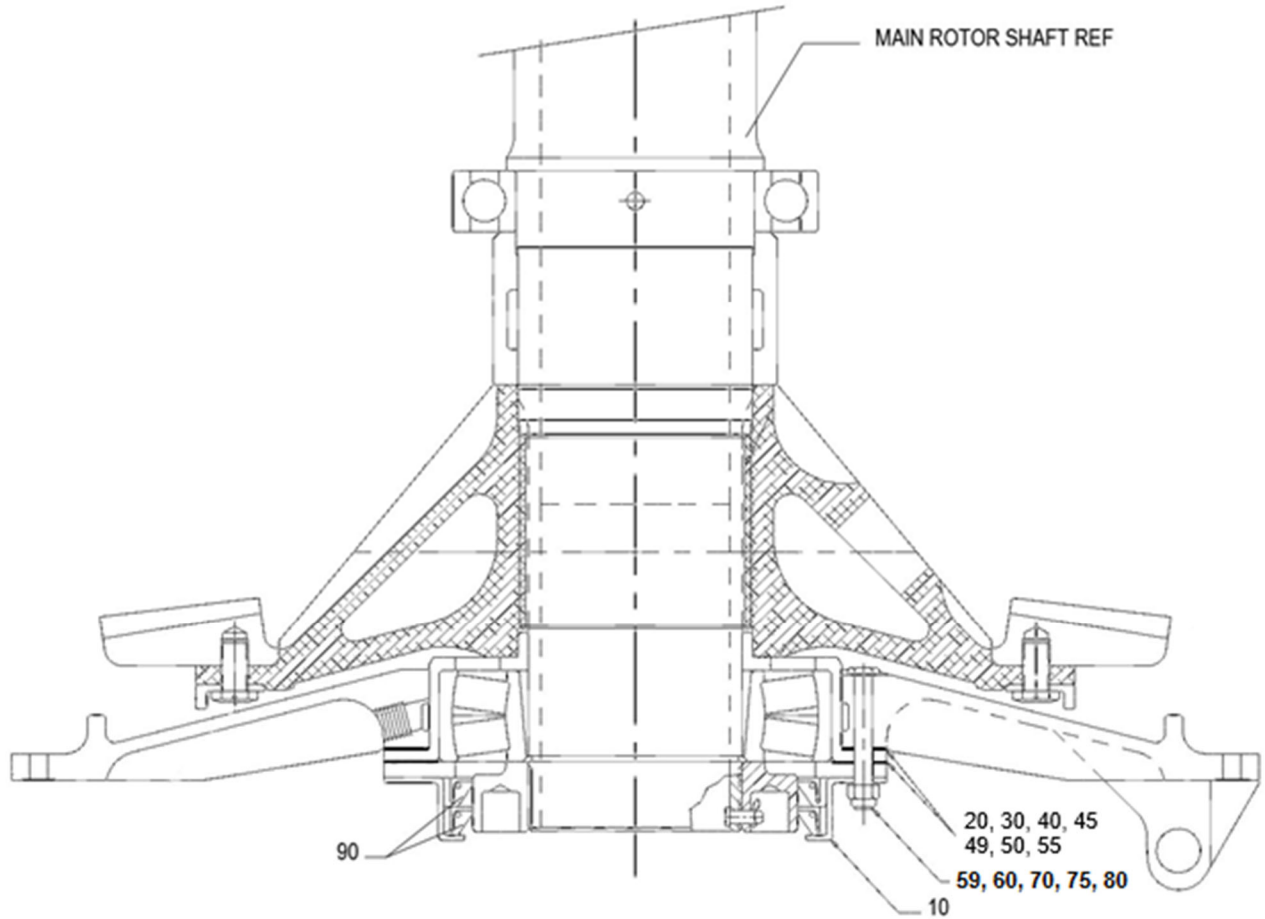


FIGURE 7-8.2 MAIN ROTOR TRANSMISSION SEAL RETAINER ASSEMBLY

# ENSTROM TH-28/480 SERIES ILLUSTRATED PARTS CATALOG

FIGURE 7-8.2. MAIN ROTOR TRANSMISSION SEAL RETAINER ASSEMBLY

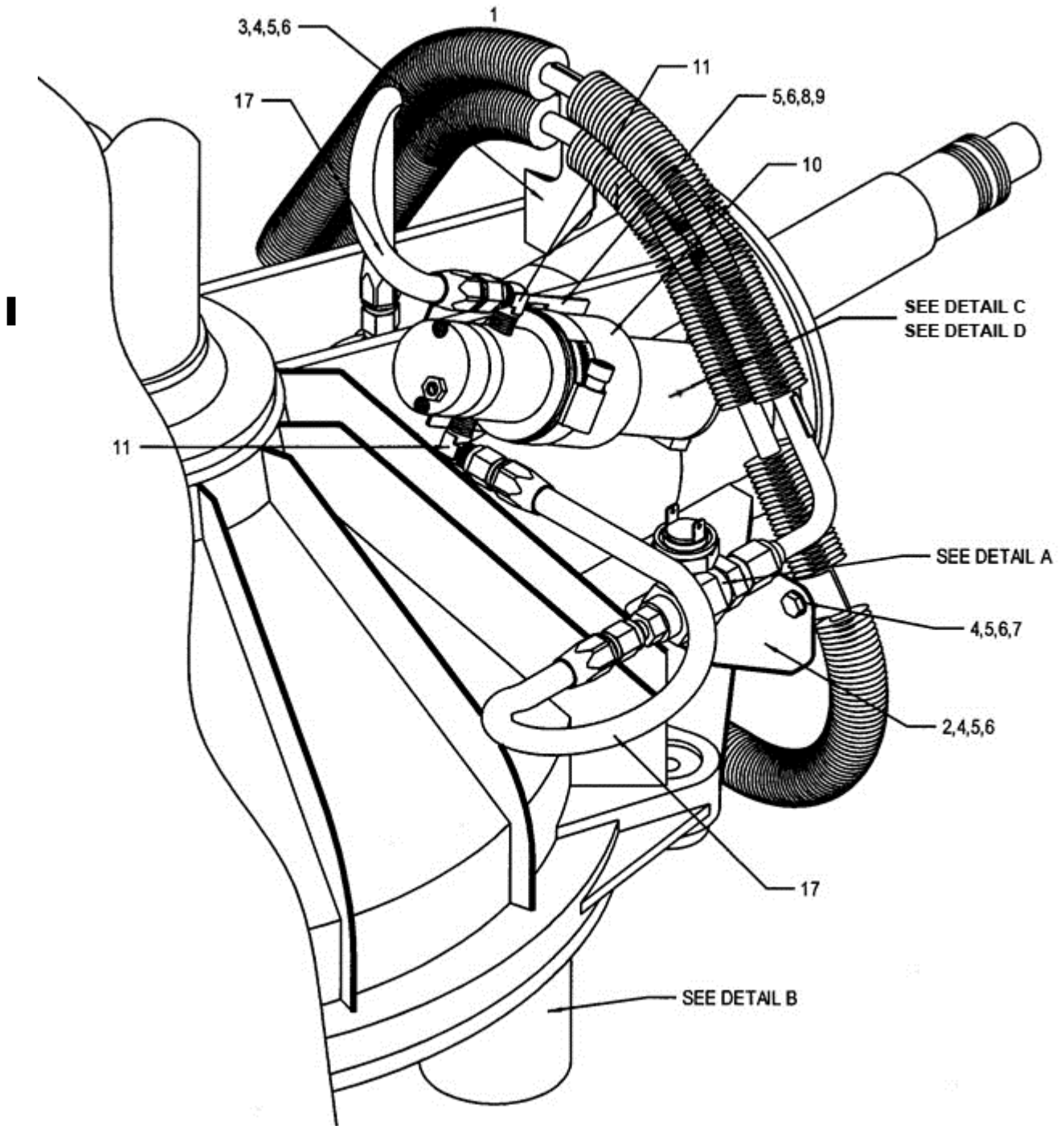
ITEM NUMBER	PART NUMBER	DESCRIPTION	QTY PER ASSY	EFFECTIVITY		
				TH-28	480	480B
10	28-13122-3	. Retainer Seal	1	X	X	X
†	28-13122-993	. Seal Retainer Assembly	1	X	X	X
20	4130008-1	. Shim, MRGB 0.001" (Amber)	A/R	X	X	X
30	4130008-2	. Shim, MRGB 0.002" (Red)	A/R	X	X	X
40	4130008-3	. Shim, MRGB 0.003" (Green)	A/R	X	X	X
45	4130008-5	. Shim, MRGB 0.005" (Blue)	A/R	X	X	X
49	4130008-7	. Shim, MRGB 0.0075"	A/R	X	X	X
50	4130008-10	. Shim, MRGB 0.010" (Brown)	A/R	X	X	X
55	4130008-20	. Shim, MRGB 0.020" (Yellow)	A/R	X	X	X
59	AN4-20A	. Bolt	1	X	X	X
59	AN4-17A	. Bolt (Superseded by AN4-20A)	1	X	X	X
60	NAS1523-4E	. Stat-O-Seal	16	X	X	X
70*	AN960-4L	. Washer (Superseded by NAS1523-4E)	16	X	X	X
75♦	NAS1149F0432P	. Washer	32	X	X	X
80	MS21044N4	. Nut	16	X	X	X
80	AN365-428A	. Nut (Superseded by MS21044N4)	16	X	X	X
90	8473H5L16	. Seal (Mast, Lower)	2	X	X	X
90	1540	. Seal (Mast, Lower, Alternate)	2	X	X	X

\* Use under MS21044N4 nut.

♦ Use 2x washers between nut and stat-o-seal washer.

† Includes Item 90 (quantity 2) bonded into the retainer.

# ENSTROM TH-28/480 SERIES ILLUSTRATED PARTS CATALOG



Sheet 1 of 2

FIGURE 7-9. MAIN ROTOR TRANSMISSION FILTRATION/COOLING SYSTEM

# ENSTROM TH-28/480 SERIES ILLUSTRATED PARTS CATALOG

## SECTION 8 – TABLE OF CONTENTS

	Cover	8-1
	Table of Contents	8-1.2
<a href="#">8-1</a>	Main Rotor Hub Assembly - Grease Lubricated	8-2
<a href="#">8-2</a>	Main Rotor Hub Assembly - Oil Lubricated	8-6
<a href="#">8-3</a>	Main Rotor Blade and Retention Assembly	8-10
<a href="#">8-4</a>	Retention Assembly/Flapping Pin Installation	8-16
<a href="#">8-5</a>	Hydraulic Damper Assembly	8-18
<a href="#">8-6</a>	Main Rotor Damper Installation	8-22
<a href="#">8-7</a>	Tail Rotor Assembly	8-24

# ENSTROM TH-28/480 SERIES ILLUSTRATED PARTS CATALOG

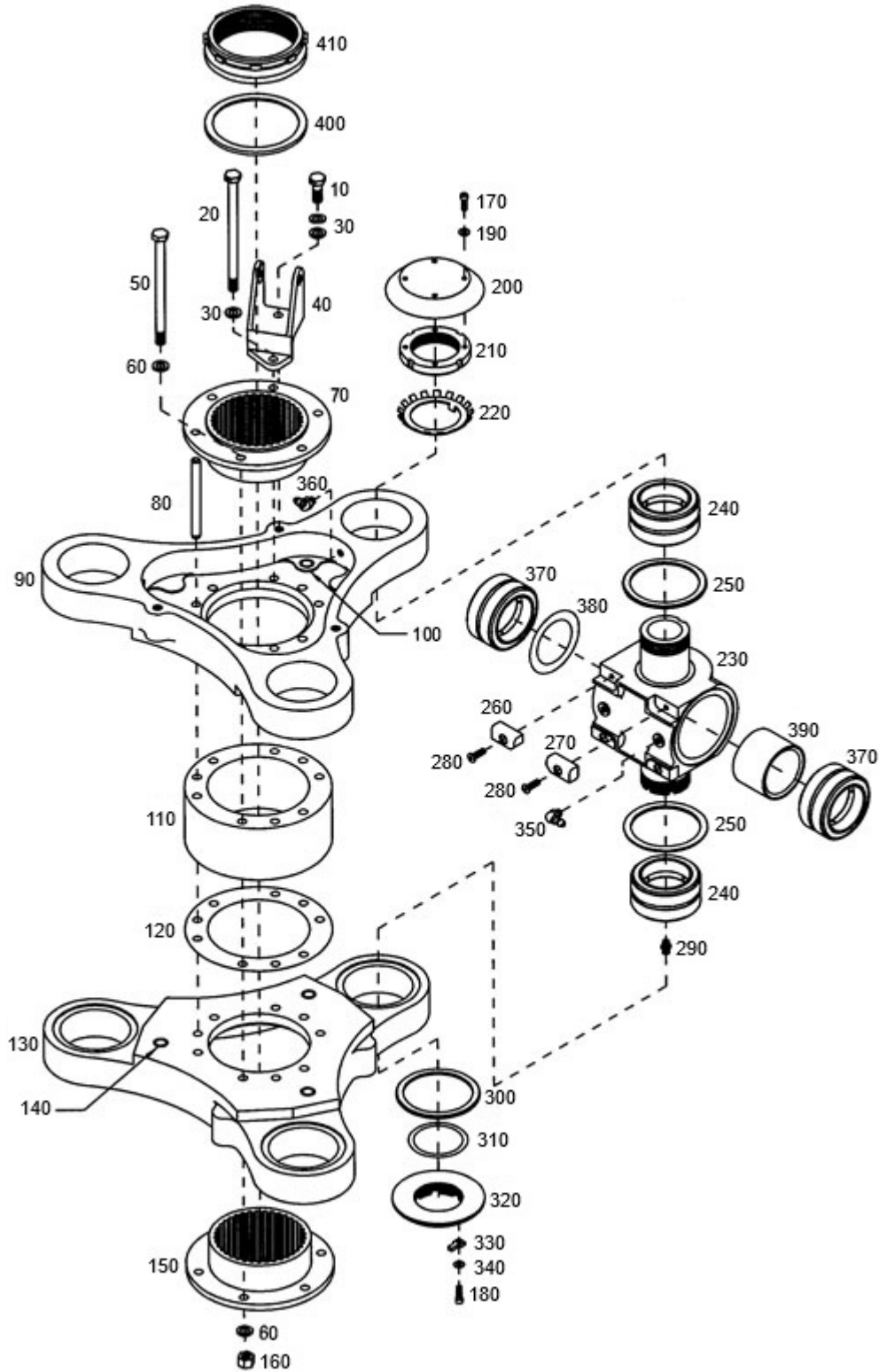


FIGURE 8-1. MAIN ROTOR HUB ASSEMBLY – GREASE LUBRICATED

# ENSTROM TH-28/480 SERIES ILLUSTRATED PARTS CATALOG

FIGURE 8-1. MAIN ROTOR HUB ASSEMBLY – GREASE LUBRICATED

ITEM NUMBER	PART NUMBER	DESCRIPTION	QTY PER ASSY	EFFECTIVITY		
				TH-28	480	480B
–●	28-14219-7	. Hub Center Section Assembly	1	X	X	
–*	28-14219-3	. Hub Center Section Assembly (Superseded by 28-14219-7)	1	X	X	
10	AN5H-6A	.. Bolt	3	X	X	
20●●	AN5H-45A	.. Bolt	3	X	X	
20	AN5H-46A	.. Bolt (Superseded by AN5H-45A)	9	X	X	
30◆	NAS1149D0563H	.. Washer	9	X	X	
30†●●	AN960D516L	.. Washer (Superseded by NAS1149D0563H)	12	X	X	
30	AN960D516	.. Washer (Superseded by AN960D516L)	6	X	X	
40	28-14202-1	.. Bracket Assembly	3	X	X	
–	28-14250-1	... Flanged Bushing	2	X	X	
50●●	AN5-43A	.. Bolt	3	X	X	
50	AN5-44A	.. Bolt (Superseded by AN5-43A)	3	X	X	
60◆	NAS1149F0563P	.. Washer	6		X	
60◆	NAS1149F0532P	.. Washer (Under head of AN5-43A)	3		X	
60●●	AN960-516L	.. Washer (Superseded by NAS1149F0563P)	18	X	X	
60	AN960-516	.. Washer (Superseded by AN960-516L)	21	X	X	
70	28-14224-1	.. Shaft Adapter	1	X	X	
80	28-14244-1	.. Pin	3	X	X	
90●	28-14280-3	.. Hub Plate, Upper (Used with 28-14219-3 and Hydraulic Damper, 28-14375-107)	1	X	X	
90●	28-14280-5	.. Hub Plate, Upper (Used with 28-14219-7 and Hydraulic Damper, 28-14375-103)	1	X	X	
100	28-14252-1	... Bushing (Used with 28-14280-3)	3	X	X	
100	28-14359-11	... Bushing (Used with 28-14280-5)	3	X	X	
110	28-14223-1	.. Hub Spacer	1	X	X	
120	28-14290-3	.. Shim, .001"	A/R	X	X	
120	28-14290-5	.. Shim, .002"	A/R	X	X	
120	28-14290-7	.. Shim, .004"	A/R	X	X	
120	28-14290-9	.. Shim, .0075"	A/R	X	X	
130●	28-14281-3	.. Hub Plate, Lower (Used with 28-14219-3 and Hydraulic Damper, 28-14375-107)	1	X	X	
130●	28-14281-5	.. Hub Plate, Lower (Used with 28-14219-7 and Hydraulic Damper, 28-14375-103)	1	X	X	
140	28-14252-1	... Bushing (Used with 28-14281-3)	3	X	X	
140	28-14359-19	... Bushing (Used with 28-14281-5)	3	X	X	
150	28-14224-3	.. Shaft Adapter (Used with Main Rotor Transmission, P/N 4130020-1, -7, & -101)	1	X	X	
150	28-14224-5	.. Shaft Adapter (Used with Main Rotor Transmission, P/N 4130020-103)	1	X	X	

# ENSTROM TH-28/480 SERIES ILLUSTRATED PARTS CATALOG

FIGURE 8-1. MAIN ROTOR HUB ASSEMBLY – GREASE LUBRICATED

ITEM NUMBER	PART NUMBER	DESCRIPTION	QTY PER ASSY	EFFECTIVITY		
				TH-28	480	480B
160◆	MS21044N5	.. Nut	6		X	
160	AN365-524A	.. Nut (Superseded by MS20144N5)	6	X	X	
170≡	NK-500-8R6	.. Screw	12	X	X	
180◆	NP500-8R5	.. Screw	3		X	
180‡◆	NK-500-8R5	.. Screw (Superseded by NP500-8R5)	3		X	
190◆	NAS1149DN816J	.. Washer	12		X	
190	AN960D8	.. Washer (Superseded by NAS1149DN816J)	12	X	X	
200	28-14228-1	.. Dust Cap	3	X	X	
210	28-14227-1	.. Lock Nut	3	X	X	
220	W-09	.. Lock Washer	3	X	X	
–	28-14219-901	.. Universal Block Assembly	3	X	X	
230◆◆○	28-14117-11	... Universal Block	1	X	X	
230○	28-14117-1	... Universal Block (Superseded by 28-14117-11)	1	X	X	
240	ECD092-1	... Bearing	2	X	X	
240	28NBC2040YZP	... Bearing (Alternate)	2	X	X	
250	28-14236-1	... Thrust Washer	2	X	X	
260	28-14251-1	... Pad – Stop L.H.	2	X	X	
270	28-14251-2	... Pad – Stop R.H.	2	X	X	
280	NP510-10R10	... Screw	4	X	X	
280	NK-510-10R10	... Screw (Superseded by NP510-10R10)	4	X	X	
290	H1641Z3	... Grease Fitting	1	X	X	
290	1641-B	... Grease Fitting (Alternate)	1	X	X	
290	MS15001-1	... Grease Fitting (Alternate)	1	X	X	
300	28-14236-1	.. Thrust Washer	3	X	X	
310	28-14006-3	.. Shim, .001"	A/R	X	X	
310	28-14006-5	.. Shim, .002"	A/R	X	X	
310	28-14006-7	.. Shim, .004"	A/R	X	X	
310	28-14006-9	.. Shim, .005"	A/R	X	X	
310	28-14006-11	.. Shim, .010"	A/R	X	X	
310	28-14006-13	.. Shim, .015"	A/R	X	X	
310	28-14006-15	.. Shim, .020"	A/R	X	X	
310	28-14006-17	.. Shim, .025"	A/R	X	X	
310	28-14006-19	.. Shim, .030"	A/R	X	X	
320	28-14256-1	.. Thrust Nut	3	X	X	
330	28-14257-1	.. Lock Key	3	X	X	
340◆	NAS1149FN832P	.. Washer	3		X	
340	AN960-8L	.. Washer (Superseded by NAS1149FN832P)	3	X	X	

# ENSTROM TH-28/480 SERIES ILLUSTRATED PARTS CATALOG

FIGURE 8-1. MAIN ROTOR HUB ASSEMBLY – GREASE LUBRICATED

ITEM NUMBER	PART NUMBER	DESCRIPTION	QTY PER ASSY	EFFECTIVITY		
				TH-28	480	480B
350	H1911Z3	. . Fitting, Grease	6	X	X	
350	1911-B1	. . Fitting, Grease (Alternate)	6	X	X	
350	1911-B	. . Fitting, Grease (Replaced by 1911-B1)	6	X	X	
360	H1637Z3	. . Fitting, Grease	6	X	X	
360	1637-B1	. . Fitting, Grease (Alternate)	6	X	X	
360	1637-B	. . Fitting, Grease (Replaced by 1637-B1)	6	X	X	
370**	ECD092-1	. Bearing: Rlr. 1.750 Needle. Greased	6	X	X	
370	28NBC2040YZP	. Bearing (Alternate)	6	X	X	
380	28-14009-1	. Shim, .001"	A/R	X	X	
380	28-14009-2	. Shim, .002"	A/R	X	X	
380	28-14009-3	. Shim, .003"	A/R	X	X	
380	28-14009-5	. Shim, .005"	A/R	X	X	
390	28-14235-1	. Spacer	3	X	X	
400	28-14008-1	. Hub Spacer	1	X	X	
410	28-14004-1	. Retention Nut	1	X	X	

\* Useable on TH-28, S/N 3004 and subsequent, and 480, S/N 5001 thru 5041.

\*\* Third Flapping Bearing Kit, P/N 4230024-1, eligible for installation.

● Effectivity 480/480B S/N 5095 and subsequent.

† One (1) washer under the head, three (3) under the nut.

≡ See Appendix A for equivalent part information.

●● Effectivity 480/480B S/N 5140 and subsequent.

◆ Effectivity 480B S/N 5212 and subsequent. Retrofittable to 480 S/N 5001 – 5041, 480B S/N 5042 and subsequent.

◆◆ Retrofittable to 480 S/N 5001 – 5041.

○ Available as a remanufactured part. Add an "R" to the end of the part number when ordering.



# ENSTROM TH-28/480 SERIES ILLUSTRATED PARTS CATALOG

FIGURE 8-2. MAIN ROTOR HUB ASSEMBLY – OIL LUBRICATED

ITEM NUMBER	PART NUMBER	DESCRIPTION	QTY PER ASSY	EFFECTIVITY		
				TH-28	480	480B
—*	28-14219-5	. Hub Center Section Assembly	1		X	X
1	AN5H-6A	.. Bolt	3		X	X
2●	AN5H-45A	.. Bolt	3		X	X
2	AN5H-46A	.. Bolt (Superseded by AN5H-45A)	9		X	X
3♦	NAS1149D0563H	.. Washer	9		X	X
3†♦	AN960D516L	.. Washer (Superseded by NAS1149D0563H)	9		X	X
3†	AN960D516	.. Washer (Superseded by AN960D516L)	9		X	X
4	28-14202-1	.. Bracket Assembly	3		X	X
—	28-14250-1	... Flanged Bushing	2		X	X
5●	AN5-43A	.. Bolt	3		X	X
5	AN5-44A	.. Bolt (Superseded by AN5-43A)	3		X	X
6♦	NAS1149F0563P	.. Washer	6		X	X
6‡♦	NAS1149F0532P	.. Washer	3		X	X
6††	AN960-516L	.. Washer (Superseded by NAS1149F0563P)	3		X	X
6● **	AN960-516	.. Washer	18		X	X
7	28-14224-1	.. Shaft Adapter, Upper	1		X	X
8	28-14244-1	.. Pin	3		X	X
—	28-14280-5	.. Upper Hub Plate Assy	1		X	X
9	28-14280-13	... Hub Plate	1		X	X
10	28-14359-11	... Bushing	3		X	X
—	1191-5CN0625	... Insert	3		X	X
11	28-14223-1	.. Hub Spacer	1		X	X
12	28-14290-3	.. Shim, .001"	A/R		X	X
12	28-14290-5	.. Shim, .002"	A/R		X	X
12	28-14290-7	.. Shim, .004"	A/R		X	X
12	28-14290-9	.. Shim, .0075"	A/R		X	X
—	28-14281-5	.. Lower Hub Plate Assy	1		X	X
13	28-14281-13	... Hub Plate	1		X	X
14	28-14359-19	... Bushing	3		X	X
15	28-14224-5	.. Shaft Adapter, Lower	1		X	X
16♦	MS21044N5	.. Nut	6		X	X
16	AN365-524A	.. Nut (Superseded by MS21044N5)	6		X	X
17≡	NP500-8R8	.. Screw	9		X	X
17≡	NK-500-8R8	.. Screw (Superseded by NP500-8R8)	9		X	X
18♦	NAS1149DN816J	.. Washer	12		X	X
18	AN960D8	.. Washer (Superseded by NAS1149DN816J)	12		X	X
19	4143013-17	.. Dust Cover (Replaced by 4143012-35)	3		X	X

# ENSTROM TH-28/480 SERIES ILLUSTRATED PARTS CATALOG

## FIGURE 8-2. MAIN ROTOR HUB ASSEMBLY – OIL LUBRICATED

ITEM NUMBER	PART NUMBER	DESCRIPTION	QTY PER ASSY	EFFECTIVITY		
				TH-28	480	480B
20▲	4143012-35	.. Oil Reservoir (Replaces 4143012-7 and 4143012-17)	3		X	X
20	4143012-7	.. Oil Reservoir (Superseded by 4143012-35)	3		X	X
20	4143012-5	.. Oil Reservoir (Obsolete)	3		X	X
21	MS28775-024	... O-Ring	6		X	X
22●●	4143012-101	.. Cover (Used with 4143012-35)	3		X	X
22	4143012-9	.. Cover (Used with 4143012-7) Superseded by 4143012-101	3		X	X
22	4143012-21	.. Cover (Used with 4143012-5) Obsolete	3		X	X
23	4143012-31	... Seal (Used with 4143012-9 and -101)	3		X	X
23	2-212	.. O-Ring (Used with 4143012-5) (Obsolete)	3		X	X
24	28-14227-1	.. Lock Nut	3		X	X
25	W-09	.. Lock Washer	3		X	X
–	28-14219-903	.. Universal Block Assembly	3		X	X
26	28-14117-13	... Universal Block	1		X	X
27	ECD092-1	... Bearing	2		X	X
27	28NBC2040YZP	... Bearing (Alternate)	2	X	X	
28	28-14236-1	... Thrust Washer	2		X	X
29	28-14251-1	... Pad – Stop, L.H.	2		X	X
30	28-14251-2	... Pad – Stop, R.H.	2		X	X
31	NP510-10R10	... Screw	4		X	X
31	NK-510-10R10	... Screw (Superseded by NP510-10R10)	4		X	X
32	AN814-2D	.. Plug	3		X	X
33≡	NAS1612-2A	.. O-Ring	3		X	X
34	28-14236-1	.. Thrust Washer	3		X	X
35	28-14006-3	.. Shim, .001"	A/R		X	X
35	28-14006-5	.. Shim, .002"	A/R		X	X
35	28-14006-7	.. Shim, .004"	A/R		X	X
35	28-14006-9	.. Shim, .005"	A/R		X	X
35	28-14006-11	.. Shim, .010"	A/R		X	X
35	28-14006-13	.. Shim, .015"	A/R		X	X
35	28-14006-15	.. Shim, .020"	A/R		X	X
35	28-14006-17	.. Shim, .025"	A/R		X	X
35	28-14006-19	.. Shim, .030"	A/R		X	X
36	28-14256-1	.. Thrust Nut	3		X	X
37	28-14257-1	.. Lock Key	3		X	X
38◆	NAS1149FN832P	.. Washer	3		X	X
38	AN960-8L	.. Washer (Superseded by NAS1149FN832P)	3		X	X

# ENSTROM TH-28/480 SERIES ILLUSTRATED PARTS CATALOG

FIGURE 8-2. MAIN ROTOR HUB ASSEMBLY – OIL LUBRICATED

ITEM NUMBER	PART NUMBER	DESCRIPTION	QTY PER ASSY	EFFECTIVITY		
				TH-28	480	480B
39	H1637Z3	. . Grease Fitting	6		X	X
39	1637-B1	. . Grease Fitting (Alternate)	6		X	X
39	1637-B	. . Grease Fitting (Superseded by 1637-B1)	6		X	X
40	ECD092-3	. Bearing	6		X	X
41	4143011-11	. Spacer	3		X	X
42	28-14009-1	. Shim, .001"	A/R		X	X
42	28-14009-2	. Shim, .002"	A/R		X	X
42	28-14009-3	. Shim, .003"	A/R		X	X
42	28-14009-5	. Shim, .005"	A/R		X	X
42	28-14009-10	. Shim, .010"	A/R		X	X
42	28-14009-15	. Shim, .015"	A/R		X	X
43	19754	. Seal	6		X	X
44	4143011-13	. Sleeve	6		X	X
45	2-032	. O-Ring (V747-75 Material)	6		X	X
45 ≡	M83248/1-032	. O-Ring (Alternate)	6		X	X
46	28-14008-1	. Hub Spacer	1		X	X
47	28-14004-1	. Retention Nut	1		X	X
48 ≡	NK-500-8R5	. Screw, Nylok	3		X	X
49	AN503-8-8	. Screw, Mach (Flh), 8-32 X 0.500	3		X	X

\* 480 model aircraft must have Main Rotor Transmission, P/N 4130020-103, installed.

† Number of washers varies with bolt length.

One (1) washer under the head when used with bolts AN5H-45A and AN5H-46A, three (3) under the nut.

Two (2) washers under the head when used with bolt AN5H-6A.

†† Use one (1) washer under the head.

\*\* For 480/480B S/N 5139 and prior, the quantity is eighteen (18).

For 480/480B S/N 5140 and subsequent, the quantity is six (6).

≡ See Appendix A for equivalent part information.

● Effectivity 480/480B S/N 5140 and subsequent.

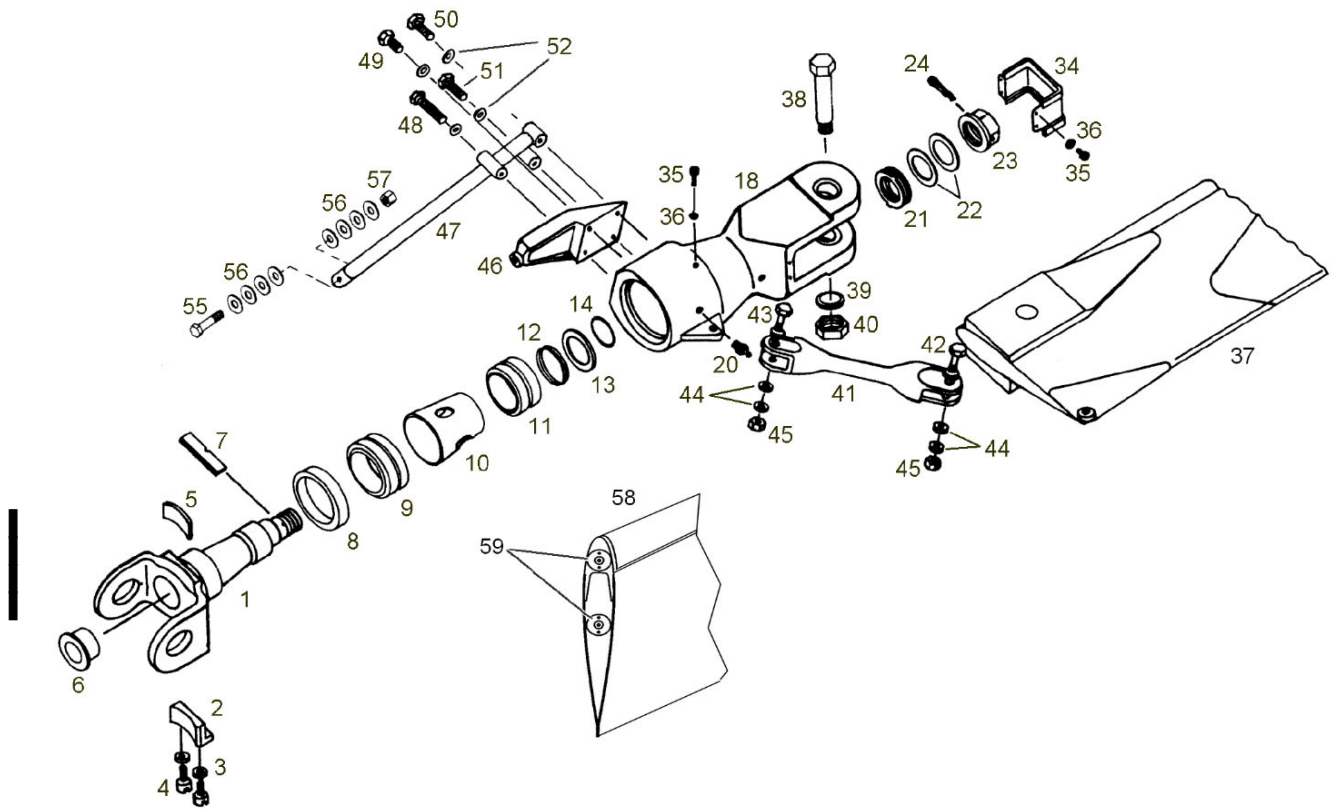
●● Effectivity 480B S/N 5172 and subsequent. Retrofittable to 480 S/N 5001 to 5041 and 480B S/N 5042 and subsequent.

▲ Effectivity 480B S/N 5184 and subsequent. Retrofittable to 480 S/N 5001 to 5041 and 480B S/N 5042 and subsequent.

‡ Use with AN5-43A Bolt under head.

◆ Effectivity 480B S/N 5212 and subsequent. Retrofittable to 480 S/N 5001 – 5042 and 480B S/N 5042 and subsequent.

# ENSTROM TH-28/480 SERIES ILLUSTRATED PARTS CATALOG



Sheet 1 of 2

FIGURE 8-3. MAIN ROTOR BLADE AND RETENTION ASSEMBLY

# ENSTROM TH-28/480 SERIES ILLUSTRATED PARTS CATALOG

FIGURE 8-3. MAIN ROTOR BLADE AND RETENTION ASSEMBLY

ITEM NUMBER	PART NUMBER	DESCRIPTION	QTY PER ASSY	EFFECTIVITY		
				TH-28	480	480B
20 ▼	1641-B	.. Fitting, Grease (1/4"-28 UNF-3B Thread) (Used with 28-14381-1) (Alternate)	2	X	X	X
20 †	1650	.. Fitting, Grease (1/8" NPT Thread)	2	X	X	X
20	5045	.. Fitting, Grease (1/8" NPT Thread) (Superseded by 1650) (Obsolete)	2	X	X	X
21	28-14320-15	.. Lamiflex Bearing (Used with 28-14234-909)	1	X	X	
22	28-14293-7	.. Shim, .002" (Used with 28-14234-909)	A/R	X	X	
22	28-14293-9	.. Shim, .004" (Used with 28-14234-909)	A/R	X	X	
22	28-14293-11	.. Shim, .0075" (Used with 28-14234-909)	A/R	X	X	
22	28-14293-13	.. Shim, .010" (Used with 28-14234-909)	A/R	X	X	
23	28-14335-1	.. Nut (Used with 28-14234-909)	1	X	X	
24	AN380-4-8	.. Cotter Pin (Used with 28-14234-909)	1	X	X	
25	ECD084-1	.. Tension/Torsion Strap (Used with 28-14381-1 & -3)	1	X	X	X
25 ▲	AA-ECD-084-480	.. TT Strap Assembly (Alternate)	1	X	X	X
26	28-14381-902	.. Cylinder Assembly (Used with 28-14381-1 & -3)	1	X	X	X
-	28-14383-13	... Cylinder	1	X	X	X
-	28-14389-13	... Cover	1	X	X	X
27	28-14382-21	.. Pin (Used with 28-14381-1 & -3)	2	X	X	X
28	28-14381-901	.. Lug Assembly (Used with 28-14381-1 & -3)	1	X	X	X
-	28-14389-11	... Cover	1	X	X	X
-	28-14384-13	... Lug – TT Strap Retention	1	X	X	X
29	NAS6603-14	.. Bolt (Used with 28-14381-1 & -3)	2	X	X	X
29	AN3-12A	.. Bolt (Used with 28-14381-1 & -3) (Superseded by NAS6603-14)	2	X	X	X
30	NAS1149F0363P	.. Washer (Used with 28-14381-1 & -3)	2	X	X	X
30	AN960-10	.. Washer (Used with 28-14381-1 & -3) (Alternate)	2	X	X	X
31	NAS1149F0332P	.. Washer (Used with 28-14381-1 & -3)	2	X	X	X
31	AN960-10L	.. Washer (Used with 28-14381-1 & -3) (Alternate)	2	X	X	X
32	28-14382-19	.. Pin (Used with 28-14381-1 & -3)	1	X	X	X
33	VH-75	.. Retaining Ring (Used with 28-14381-1 & -3)	2	X	X	X
34	28-14239-1	.. Cover Assembly	1	X	X	X
-	X-142	... Channel	A/R	X	X	X
34	28-14239-5	.. Cover Assembly (Obsolete)	1	X	X	X
-	X-142	... Channel	A/R	X	X	X

# ENSTROM TH-28/480 SERIES ILLUSTRATED PARTS CATALOG

FIGURE 8-3. MAIN ROTOR BLADE AND RETENTION ASSEMBLY

ITEM NUMBER	PART NUMBER	DESCRIPTION	QTY PER ASSY	EFFECTIVITY		
				TH-28	480	480B
35 ≡	NK-500-8R6	. . Screw	5	X	X	X
36	NAS1149DN832H	. . Washer	5	X	X	X
36	AN960D8	. . Washer (Alternate)	5	X	X	X
37	28-14100-9	. Main Rotor Blade	3	X	X	X
–	28-14119-11	. . Trim Tab	2	X	X	X
–	MS20470AD3-4	. . Rivet	10	X	X	X
38	28-14007-3	. Retention Pin	3	X	X	X
39	NAS1149C1290R	. Washer	3	X	X	X
39	AN960C1216	. Washer (Alternate)	3	X	X	X
40	MS21083N12	. Nut	3	X	X	X
40	AN364-1216A	. Nut (Superseded by MS21083N12)	3	X	X	X
41	28-14283-1	. Drag Link	3	X	X	X
42	AN176-15A	. Bolt	3	X	X	X
43	AN176-17A	. Bolt	3	X	X	X
44	NAS1149D0663H	. Washer	18	X	X	X
44	AN960D616	. Washer (Alternate)	18	X	X	X
45	MS21083N6	. Nut	6	X	X	X
45	AN364-624A	. Nut (Superseded by MS21083N6)	6	X	X	X
46	28-14278-1	. Pitch Arm	3	X	X	X
47	4143010-5	. Planipetal Weight (Used with 28-14234-909)	3	X	X	
48	MS20074-05-23	. Bolt (Used with 28-14234-909)	3	X	X	
49	MS24677-52	. Bolt (Used with 28-14234-909)	3	X	X	
50	MS20074-05-17	. Bolt (Used with 28-14234-909)	3	X	X	
51	MS20074-05-16	. Bolt (Used with 28-14234-909)	3	X	X	
52	NAS1149D0563H	. Washer	12	X	X	X
52	AN960D516	. Washer (Alternate)	12	X	X	X
53	AN75-A6	. Bolt (Used with 28-14381-1 & -3)	6	X	X	X
53	MS20074-05-06	. Bolt (Alternate)	6	X	X	X
53	MS24677-49	. Bolt (Alternate)	6	X	X	X
54	AN75-A12	. Bolt (Used with 28-14381-1 & -3)	6	X	X	X
54	MS20074-05-12	. Bolt (Alternate)	6	X	X	X
54*	MS24677-52	. Bolt (Alternate)	6	X	X	X
55	AN176-15A	. Bolt (Used with 28-14234-909)	3	X	X	
56	3/8 Harper	. Washer, Flat (Used with 28-14234-909)	A/R	X	X	
57	MS21044N6	. Nut (Used with 28-14234-909)	3	X	X	

# ENSTROM TH-28/480 SERIES ILLUSTRATED PARTS CATALOG

FIGURE 8-5. HYDRAULIC DAMPER ASSEMBLY

ITEM NUMBER	PART NUMBER	DESCRIPTION	QTY PER ASSY	EFFECTIVITY		
				TH-28	480	480B
—*	28-14375-107	. Damper Assembly	3	X	X	
—**	28-14375-103	. Damper Assembly	3		X	X
—	28-14375-906	.. Damper Housing Assembly (Used with 28-14375-107)	1	X	X	
—	28-14375-908	.. Damper Housing Assembly (Used with 28-14375-103)	1		X	X
1	28-14357-3	... Damper Housing (Used with 28-14375-107)	1	X	X	
1	28-14357-5	... Damper Housing (Used with 28-14375-103)	1		X	X
2	28-14276-1	... Flanged Bushing (Used with 28-14375-107)	2	X	X	
2	28-14359-15	... Flanged Bushing (Used with 28-14375-103)	2		X	X
3	28-14277-1	... Damper Bushing (Used with 28-14375-107)	1	X	X	
3	28-14359-17	... Spacer (Used with 28-14375-103)	1		X	X
4	2-025 E515-80	... O-Ring (E515-80 Material)	1	X	X	X
4	NAS1611-025	... O-Ring (Alternate)	1	X	X	X
5	28-14358-4	... Sleeve Assembly (See Item 12 for breakdown)	1	X	X	X
6	28-14370-17	.. Piston	1	X	X	X
7	82043-22420	.. Threaded Orifice	1	X	X	X
8	28-14371-1	.. Set Screw	1	X	X	X
8	SS-4CPA-P7	.. Lock Screw (Alternate)	1	X	X	X
8	51086	.. Set Screw (Superseded by 28-14371-1)	1	X	X	X
8	28-14390-11	.. Set Screw (Superseded by SS-4CPA-P7)	1	X	X	X
9	PGZF0A0180	.. Glyd Ring Set	1		X	X
—	28-14375-907	.. Damper Cover Assembly	1	X	X	X
10	28-14265-3	... Damper End Cap	1	X	X	X
11	2-025 E515-80	... O-Ring (E515-80 Material)	1	X	X	X
11	NAS1611-025	... O-Ring (Alternate)	1	X	X	X
12	28-14358-4	... Sleeve Assembly	1	X	X	X
—	28-14356-5	.... Sleeve	1	X	X	X
13	959-5	.... Wiper Ring	1	X	X	X
14	12500750-125B	.... Seal	1	X	X	X
15	2-137	.. O-Ring (E515-80 Material)	1	X	X	X
15	NAS1611-137	.. O-Ring (Alternate)	1	X	X	X

# ENSTROM TH-28/480 SERIES ILLUSTRATED PARTS CATALOG

FIGURE 8-5. HYDRAULIC DAMPER ASSEMBLY

ITEM NUMBER	PART NUMBER	DESCRIPTION	QTY PER ASSY	EFFECTIVITY		
				TH-28	480	480B
16	NAS1149F0463P	.. Washer	6	X	X	X
16	AN960-416	.. Washer (Superseded by NAS1149F0463P)	6	X	X	X
17	NAS6604H9	.. Bolt	4	X	X	X
17	AN4H10A	.. Bolt (Superseded by NAS6604H9)	4	X	X	X
18	NAS559-3	.. Lock, Type A	1	X	X	X
19	NAS509-8	.. Nut	1	X	X	X
20	ECD091-1	.. Rod End Bearing	1	X	X	X
21	28-14366-1	.. Reservoir	1	X	X	X
22	28-14367-7	.. Valve Assembly	2	X	X	X
23	28-14368-2	.. Plug	2	X	X	X
24	NAS1612-10	.. O-Ring (Preferred)	2	X	X	X
24	3-910 E515-80	.. O-Ring (Alternate)	2	X	X	X
25≡	NAS1612-2	.. O-Ring (Preferred)	4	X	X	X
25≡	NAS1612-2A	.. O-Ring (Alternate)	4	X	X	X
25	3-902 E515-80	.. O-Ring (Alternate)	4	X	X	X
26	AN814-2DL	.. Plug	2	X	X	X
27	28-14369-1	.. Sleeve	2	X	X	X
28	NAS6604H19	.. Bolt	2	X	X	X
28	AN4H15A	.. Bolt (Superseded by NAS6604H19)	2	X	X	X
29†	28-14374-15	.. Placard	1	X	X	X
29	28-14374-13	.. Placard (Superseded by 28-14374-15)	1	X	X	X
30	28-13145-1	.. Placard	1	X	X	X

\* Used with Center Hub Assembly, P/N 28-14219-3; 480 S/N 5001 through 5041 only.

\*\* Used with Center Hub Assembly, P/N 28-14219-5 and -7.

≡ See Appendix A for equivalent part information.

† Effectivity 480B S/N 5114 and subsequent. Retrofittable to 480 S/N 5001 to 5041 and 480B S/N 5042 and subsequent.

# ENSTROM TH-28/480 SERIES ILLUSTRATED PARTS CATALOG

## FIGURE 8-7. TAIL ROTOR ASSEMBLY

ITEM NUMBER	PART NUMBER	DESCRIPTION	QTY PER ASSY	EFFECTIVITY		
				TH-28	480	480B
–	28-150079-7	. Tail Rotor Assembly	1	X	X	X
–	28-150079-901	.. Tail Rotor Spindle Assembly	1	X	X	X
1	28-150074-13	... Spindle	1	X	X	X
1	28-150074-11	... Spindle (Alternate)	1	X	X	X
2	28-150067-15	... Hub	1	X	X	X
3	28-150076-17	... Washer	2	X	X	X
4	28-150076-15	... Journal	2	X	X	X
5 ≡	B-1210	... Bearing	2	X	X	X
6	28-150076-19	... Seal	2	X	X	X
7	28-150076-13	... Thrust Bumper	2	X	X	X
8	28-150078-10	... Shim, .010"	A/R	X	X	X
8	28-150078-12	... Shim, .002"	A/R	X	X	X
8	28-150078-13	... Shim, .003"	A/R	X	X	X
8	28-150078-15	... Shim, .005"	A/R	X	X	X
9	28-150076-1	... End Plate	2	X	X	X
10	N5002-100	... Retaining Ring	2	X	X	X
11	28-150060-11	... Plate	2	X	X	X
12	28-150063-13	... Bearing Sleeve	2	X	X	X
12	28-150063-11	... Bearing Sleeve (Alternate)	2	X	X	X
13	ECD001-11	... Bearing	2	X	X	X
13	ECD001-13	... Bearing (Alternate)	2	X	X	X
13	ECD001-15	... Bearing (Alternate)	2	X	X	X
14Δ	28-150055-15	... Bearing Retainer	2	X	X	X
14	28-150055-13	... Bearing Retainer (Superseded by 28-150055-15)	2	X	X	X
14	28-150055-1	... Bearing Retainer (Alternate)	2	X	X	X
15	ECD002-13	... Bearing Assembly (Set)	2	X	X	X
16	CBA-2376	... Lock Nut	2	X	X	X
16 ≡	SL61N5P	... Lock Nut (Alternate)	2	X	X	X
16	SL61N5F	... Lock Nut (Alternate)	2	X	X	X
17	CBA-2382	... Lock Washer	2	X	X	X
17 ≡	SL61W5P	... Lock Washer (Alternate)	2	X	X	X
18●	28-15033-5	.. Bumper Assembly	2	X	X	X
18**	28-15033-1	.. Bumper Assembly (Superseded by 28-15033-5)	2	X	X	X
18	28-15033-11	.. Bumper (Obsolete)	2	X	X	X
18	28-15033-15	.. Bumper (Obsolete)	2	X	X	X
18	28-15033-17	.. Bumper (Obsolete)	2	X	X	X
19	28-150001-9	.. Tail Rotor Blade and Grip Assembly	2	X	X	X

# ENSTROM TH-28/480 SERIES ILLUSTRATED PARTS CATALOG

FIGURE 8-7. TAIL ROTOR ASSEMBLY

ITEM NUMBER	PART NUMBER	DESCRIPTION	QTY PER ASSY	EFFECTIVITY		
				TH-28	480	480B
20	28-150044-5	. . . Dowel Pin	3	X	X	X
21	1650	. . Lube Fitting	2	X	X	X
22	28-17308-1	. . Strike Tab	2	X	X	X
23	AN960-10	. . Washer	A/R	X	X	X
23	AN960-10L	. . Washer	A/R	X	X	X
23	AN960D10	. . Washer	A/R	X	X	X
23	AN960D10L	. . Washer	A/R	X	X	X
24*	AN520-10-"X"	. . Screw	4	X	X	X
25	AN4H-4A	. . Bolt	16	X	X	X
26	AN4-5A	. . Bolt	2	X	X	X
27	1/4 Harper	. . Washer, Flat	4	X	X	X
28	AN364-428A	. . Nut	2	X	X	X
29	28-15030-1	. Teeter Stop Assembly	1	X	X	X
30	16-1	. . Bumper	2	X	X	X
31	AN364-632A	. . Nut	2	X	X	X
32	AN960-716	. Washer	1	X	X	X
33	AN7H-7A	. Bolt	1	X	X	X

\* Length as required for balancing tail rotor assembly.

\*\* Effectivity 480B S/N 5143 through S/N 5157.

≡ See Appendix A for equivalent part information.

● Supersedes all other 28-15033 bumpers. Effectivity S/N 5158 and subsequent. 28-150080-11 shim (orange) goes towards SL1W5P lock washer.

Δ Effectivity 480B S/N 5080 and subsequent; Eligibility 480/B S/N 5001 and subsequent.

# ENSTROM TH-28/480 SERIES ILLUSTRATED PARTS CATALOG

FIGURE 9-1. CYCLIC STICK AND TORQUE TUBE INSTALLATION

ITEM NUMBER	PART NUMBER	DESCRIPTION	QTY PER ASSY	EFFECTIVITY		
				TH-28	480	480B
12	MS27641-6	. . . Bearing	2	X	X	X
13	VH-87-S02	. . . Retaining Ring	2	X	X	X
1†	4166009-3	. Cyclic Torque Tube Assembly	1	X	X	
-	4166010-1	. . Bearing Retainer Assembly	2	X	X	
2	4166015-11	. . . Retainer	1	X	X	
3	MB542DD	. . . Bearing	1	X	X	
4	VH-175-S02	. . . Retaining Ring	1	X	X	
5	4166015-13	. . . Sleeve	1	X	X	
6	4166015-19	. . . Shim	A/R	X	X	
7	CR3523-6-05	. . Rivet	8	X	X	
10	4166014-1	. . Fitting Assembly	2	X	X	
11	4166053-15	. . . Shim, .005"	A/R	X	X	
12	MS27641-6	. . . Bearing	2	X	X	
13	VH-87-S02	. . . Retaining Ring	2	X	X	
14	4166051-15	. Shim, .015" (Obsolete)	A/R	X	X	X
14	4166051-20	. Shim, .020"	A/R	X	X	X
14	4166051-25	. Shim, .025"	A/R	X	X	X
14	4166051-30	. Shim, .030"	A/R	X	X	X
15	4118824-17	. Bracket (Required with 4166009-7)	1	X	X	X
15	4118824-11	. Bracket (Alternate)	1	X	X	X
16	4118824-18	. Bracket (Required with 4166009-7)	1	X	X	X
16	4118824-12	. Bracket (Alternate)	1	X	X	X
17	4118805-11	. Bracket (Obsolete)	1	X		
18	4118805-12	. Bracket (Obsolete)	1	X		
19	4118805-13	. Gusset	3		X	X
20	NAS6203-2	. Bolt	30	X	X	X
21	NAS1149D0363H	. Washer	30	X	X	X
21	AN960D10	. Washer (Alternate)	30	X	X	X
22	MS21042-3	. Nut	30	X	X	X
23	4199008-8	. Cyclic Stick Assembly, Long	1		X	
23	4199045-103	. Cyclic Stick Assembly, Pilot Short	1		X	
23‡●	4199045-109	. Cyclic Stick Assembly, Pilot Short	1		X	X
23	4199045-131	. Cyclic Stick Assembly, Pilot Long	1		X	X
24	4199008-7	. Cyclic Stick Assembly, Pilot/Copilot	2	X		
25	4199045-105	. Cyclic Stick Assembly, Copilot Short	1		X	
25‡●	4199045-111	. Cyclic Stick Assembly, Copilot Short	1		X	X
25	4199045-133	. Cyclic Stick Assembly, Copilot Long	1		X	X

# ENSTROM TH-28/480 SERIES ILLUSTRATED PARTS CATALOG

FIGURE 9-1. CYCLIC STICK AND TORQUE TUBE INSTALLATION

ITEM NUMBER	PART NUMBER	DESCRIPTION	QTY PER ASSY	EFFECTIVITY		
				TH-28	480	480B
26	4166022-905	. . Copilot Cyclic Stick Socket Assembly	1		X	X
27	A-A-55488-1	. . Safety Pin	1		X	X
27	AN416-1	. . Safety Pin	1		X	X
27	502	. . Safety Pin (Alternate)	1		X	X
28	L47N-600-3	. . Lanyard	1		X	X
28	52305-A06-6	. . Lanyard (Replaced by L47N-600-3)	1		X	X
29	CR3213-5-03	. . Rivet	1		X	X
30	NAS6206-24D	. Bolt	2	X	X	X
30	NAS6206-23D	. Bolt (Superseded by NAS6206-24D)	2	X	X	X
31	28-16524-3	. Shim, .020"	A/R	X	X	X
31	28-16524-4	. Shim, .015"	A/R	X	X	X
31	28-16524-5	. Shim, .005"	A/R	X	X	X
31	28-16524-6	. Shim, .003"	A/R	X	X	X
31	28-16524-7	. Shim, .002"	A/R	X	X	X
31	28-16524-8	. Shim, .001"	A/R	X	X	X
32	NAS1149D0663H	. Washer	2	X	X	X
32	AN960D616	. Washer (Alternate)	2	X	X	X
33	NAS1149D0616H	. Washer	4	X	X	X
33	AN960D616L	. Washer (Alternate)	4	X	X	X
34	MS17826-6	. Nut	2	X	X	X
35	MS24665-300	. Cotter Pin	2	X	X	X
35	AN381-3-12	. Cotter Pin (Superseded by MS24665-300)	2	X	X	X
36 ▼	G2-0032	. Otto Grip (Used with 4199008 and 4199045 Cyclic Sticks)	1	X	X	X
–	P1-112	. . Snap Action Switch	3	X	X	X
–	T4-0198	. . Trim Control	1	X	X	X
–	U2-025	. . Cyclic Grip Trigger	1	X	X	X
37	4167521-21	. Boot: Cyclic Turbine	2	X	X	X
37 ≡	ZFD-1094-0-7-32	. Boot: Cyclic Turbine (Superseded by 4167521-21)	2	X	X	X
38	4167511-5	. Stop Ring Assembly	2	X	X	X
39	AN526-832R8	. Screw	4	X	X	X
40	4167521-19	. Cover Boot, Cyclic Stub	2	X	X	X

◦ Production effectivity - 480/480B, S/N 5059 and subsequent.

∞ Production effectivity - 480/480B, S/N 5053 thru 5058.

\* Production effectivity - 480B, S/N 5045 thru 5052. Replacement assembly for all prior serial number aircraft. Requires Bracket, P/N 4118824-17 & 4118824-18.

# ENSTROM TH-28/480 SERIES ILLUSTRATED PARTS CATALOG

FIGURE 9-2. CYCLIC CONTROL TUBE AND BELLCRANK INSTALLATION

ITEM NUMBER	PART NUMBER	DESCRIPTION	QTY PER ASSY	EFFECTIVITY		
				TH-28	480	480B
1	NAS6204-11D	. Bolt	9	X	X	X
2	NAS1149F0432P	. Washer	10	X	X	X
2	AN960-416L	. Washer (Alternate)	10	X	X	X
3	NAS73-4E003	. Bushing	6	X	X	X
4	NAS1149D0416H	. Washer	46	X	X	X
4	AN960D416L	. Washer (Alternate)	46	X	X	X
5	MS17826-4	. Nut	29	X	X	X
-	MS20995C25	. Safety Wire	10 in.	X	X	X
6	MS24665-153	. Cotter Pin	27	X	X	X
7	NAS1104-9D	. Bolt	10	X	X	X
8	NAS1149D0463H	. Washer	11	X	X	X
8	AN960D416	. Washer (Alternate)	11	X	X	X
9	4166008-21	. Bellcrank	1	X	X	X
10	NAS6204-21D	. Bolt	2	X	X	X
11	4166011-1	. Bellcrank Assembly	1	X	X	X
12	4166008-23	. Bellcrank	1	X	X	X
13	NAS1204-40D	. Bolt	1	X	X	X
14	4166050-7	. Control Tube Assembly	1	X	X	X
14	4166050-907	. Control Tube Assembly (Without Rod Ends)	1	X	X	X
15	4166050-5	. Control Tube Assembly	1	X	X	X
16	4166050-103	. Control Tube Assembly	1	X	X	X
16	4166050-903	. Control Tube Assembly (Without Rod Ends)	1	X	X	X
17	4166050-101	. Control Tube Assembly	1	X	X	X
18	4166050-107	. Control Tube Assembly	1	X	X	X
19	4166050-109	. Control Tube Assembly	1	X	X	X
20*	HMVV4M	. . Bearing Rod End	1	X	X	X
21*	AN316-4R	. . Nut	1	X	X	X
22*	HMLVV4M	. . Bearing Rod End	1	X	X	X
23*	AN316-4L	. . Nut	1	X	X	X
24	4166008-29	. Bellcrank	1	X	X	X
25	4166008-25	. Bellcrank	1	X	X	X
26	4166050-105	. Control Tube Assembly	1	X	X	X
27	4166050-9	. Control Tube Assembly	1	X	X	X
28	4166008-27	. Bellcrank (Inactive)	1	X	X	
29	4166008-19	. Bellcrank (Inactive)	1	X	X	
30	NAS6204-16D	. Bolt	4	X	X	X
31	NAS6204-26D	. Bolt	3	X	X	X

# ENSTROM TH-28/480 SERIES ILLUSTRATED PARTS CATALOG

FIGURE 9-2. CYCLIC CONTROL TUBE AND BELLCRANK INSTALLATION

ITEM NUMBER	PART NUMBER	DESCRIPTION	QTY PER ASSY	EFFECTIVITY		
				TH-28	480	480B
32	4166050-213	. Control Tube Assembly	1	X	X	X
32	4166050-1	. Control Tube Assembly (Superseded by 4166050-213)	1	X	X	X
-	28-16156-1	.. Bearing	2	X	X	X
33	4166050-211	. Control Tube Assembly	1	X	X	X
34	4166031-101	. Cyclic Trim Assembly, Lateral (See Figure 9-3 for breakdown)	1	X	X	X
35	4166031-102	. Cyclic Trim Assembly, Longitudinal (See Figure 9-3 for breakdown)	1	X	X	X
36	28-16625-1	. Bushing	2	X	X	X
37	28-16203-1	. Spacer	2	X	X	X
38	NAS6204-14D	. Bolt	2	X	X	X
39**	4166024-7	. Bellcrank Assembly	1	X	X	X
-	4166024-13	.. Bellcrank	1	X	X	X
40●●	4166024-103	.. Beam Assembly	1	X	X	X
-	4166024-23	... Beam	1	X	X	X
-	5453	.... Teflon Tape	2	X	X	X
-	4166024-37	.... Label	1	X	X	X
-	4166024-39	.... Beam	1	X	X	X
41	4166024-19	.. Stiffener	1	X	X	X
42	NAS6203-6	.. Bolt	4	X	X	X
43	NAS1149F0332P	.. Washer	5	X	X	X
43	AN960-10L	.. Washer (Alternate)	5	X	X	X
44	MS21042-3	.. Nut	4	X	X	X
45	30345T178	.. Lanyard	1	X	X	X
45	30345T177	.. Lanyard (Alternate)	1	X	X	X
45	4166024-101	.. Lanyard Assembly (Obsolete)	1	X	X	X
46	MS21919WCJ8	.. Clamp	1	X	X	X
46	MS21919WF8	.. Clamp (Superseded by MS21919WCJ8)	1	X	X	X
47	NAS6603-1	.. Bolt	1	X	X	X
47	AN3-3A	.. Bolt (Superseded by NAS6603-1)	1	X	X	X
48	MS21044N3	.. Nut	1	X	X	X
48	AN365-1032A	.. Nut (Superseded by MS21044N3)	1	X	X	X
49**	4166024-5	. Bellcrank Assembly	1	X	X	X
-	4166024-11	.. Bellcrank	1	X	X	X
50●●	4166024-103	.. Beam Assembly	1	X	X	X
-	4166024-23	... Beam	1	X	X	X
-	5453	.... Teflon Tape	2	X	X	X
-	4166024-37	.... Label	1	X	X	X

# ENSTROM TH-28/480 SERIES ILLUSTRATED PARTS CATALOG

FIGURE 9-2. CYCLIC CONTROL TUBE AND BELLCRANK INSTALLATION

ITEM NUMBER	PART NUMBER	DESCRIPTION	QTY PER ASSY	EFFECTIVITY		
				TH-28	480	480B
–	4166024-39	. . . . Beam	1	X	X	X
51	4166024-19	. . Stiffener	1	X	X	X
52	NAS6203-6	. . Bolt	4	X	X	X
53	NAS1149F0332P	. . Washer	5	X	X	X
53	AN960-10L	. . Washer (Alternate)	5	X	X	X
54	MS21042-3	. . Nut	4	X	X	X
55	30345T178	. . Lanyard	1	X	X	X
55	30345T177	. . Lanyard (Alternate)	1	X	X	X
55	4166024-101	. . Lanyard Assembly (Obsolete)	1	X	X	X
56	MS21919WCJ8	. . Clamp	1	X	X	X
56	MS21919WF8	. . Clamp (Superseded by MS21919WCJ8)	1	X	X	X
57	NAS6603-1	. . Bolt	1	X	X	X
57	AN3-3A	. . Bolt (Superseded by NAS6603-1)	1	X	X	X
58	MS21044N3	. . Nut	1	X	X	X
58	AN365-1032A	. . Nut (Superseded by MS21044N3)	1	X	X	X
59†	NAS6204-11D	. Bolt	2	X	X	X
60†	NAS75-4-006	. Bushing	2	X	X	X
61	LDF-5-157	. Boot	2		X	X
–	PLT2S	. Tie Wrap	4		X	X
62	4166052-11	. Boot Adapter	2		X	X
63	4119519-27	. Patch, Backwall, Fire Curtain	2		X	X
64	6RX3/8	. Screw	8		X	X

\* Used on all control tube assemblies.

\*\* Standard equipment on 480B.

† Used only with 4166024-5 and -7 bellcrank assemblies.

●● This assembly includes life limited detail part number 4166024-23. See Table 3-1 of the TH-28/480 Series Maintenance Manual.



# ENSTROM TH-28/480 SERIES ILLUSTRATED PARTS CATALOG

FIGURE 9-3. CYCLIC TRIM ASSEMBLY

ITEM NUMBER	PART NUMBER	DESCRIPTION	QTY PER ASSY	EFFECTIVITY		
				TH-28	480	480B
–	4166031-101	. Cyclic Trim Assembly (Lateral)	1	X	X	X
–	4166031-102	. Cyclic Trim Assembly (Longitudinal)	1	X	X	X
1	28-16630-3	.. Housing (Use with 4166031-102 Assembly)	1	X	X	X
1	28-16630-4	.. Housing (Use with 4166031-101 Assembly)	1	X	X	X
2	28-16620-1	.. Worm & Shaft Assembly	1	X	X	X
3	ECD066-1	... Bearing	2	X	X	X
4	28-16609-1	... Spacer	1	X	X	X
5	28-16610-1	... Spacer	1	X	X	X
–	MS16562-211	... Spring Pin	1	X	X	X
6	N5000-62-PP	.. Retaining Ring	1	X	X	X
7°	28-16633-1	.. Torque Coupling	1	X	X	X
7	J-3459-8	.. Coupling	1	X	X	X
8	210A155	.. Motor 24 Volts DC	1	X	X	X
9	AN503-8-8	.. Screw	2	X	X	X
10	AN960-8L	.. Washer	2	X	X	X
11	B46-2 1/2	.. Bearing	1	X	X	X
12	28-16632-1	... Cover	1	X	X	X
13	ECD034-11	... Bearing	1	X	X	X
14	N5000-87	... Retaining Ring	1	X	X	X
15	28-16608-13	... Spacer	1	X	X	X
16	AN502-10-8	.. Screw	2	X	X	X
17	AN960-10	.. Washer	4	X	X	X
–	4166031-106	.. Spring Capsule Light	1	X	X	X
–	4166031-107	.. Spring Capsule Medium	1	X	X	X
–	4166031-108	.. Spring Capsule Heavy	1	X	X	X
18	4166034-3	... Shaft Assembly	1	X	X	X
19	28-16201-1	... Bearing	2	X	X	X
20	N5108-56-PP	... Retaining Ring	2	X	X	X
21	28-16604-1	... Retainer	1	X	X	X
22	09-DU-12	... Bearing	2	X	X	X
23*	28-16601-1	... Spring-Light	1	X	X	X
23*	ECD4031-11	... Spring-Medium	1	X	X	X
23*	ECD4031-13	... Spring-Heavy	1	X	X	X
24	28-16603-1	... Retainer	1	X	X	X
25	28-16611-15	... Nut	1	X	X	X

# ENSTROM TH-28/480 SERIES ILLUSTRATED PARTS CATALOG

FIGURE 9-3. CYCLIC TRIM ASSEMBLY

ITEM NUMBER	PART NUMBER	DESCRIPTION	QTY PER ASSY	EFFECTIVITY		
				TH-28	480	480B
—◇	4166032-1	... Shim (0.001")	A/R	X	X	X
—◇	4166032-2	... Shim (0.002")	A/R	X	X	X
—◇	4166032-3	... Shim (0.003")	A/R	X	X	X
—◇	4166032-5	... Shim (0.005")	A/R	X	X	X
26	28-16628-1	... Rubber Ring	1	X	X	X
27	28-16615-1	... Housing	1	X	X	X
28	28-16613-3	... Actuator	1	X	X	X
29	AN503-8-6	... Screw	3	X	X	X
30†	NK500-8-5	... Screw	1	X	X	X
31	AN960-8L	... Washer	1	X	X	X
—	28-16636-5	.. Switch Assembly	1	X	X	X
32	28-16614-5	... Switch Bracket	1	X	X	X
33	V3-1	... Switch	2	X	X	X
—	MS35206-211	.... Screw	6	X	X	X
—	AN936-B4	.... Lock Washer	6	X	X	X
34	28-16624-11	... Switch Shield	1	X	X	X
35	AN515-4R12	... Screw	4	X	X	X
36	AN935-4	... Lock Washer	4	X	X	X
37	AN340-4	... Nut	4	X	X	X
38**	4166031-11	.. Shim	A/R	X	X	X
39	AN502-10-10	.. Screw	2	X	X	X
40	MS16562-213	.. Roll Pin	1	X	X	X
41●	AN960-4L	... Washer	4	X	X	X
42	28-16623-1	.. Worm Gear	1	X	X	X
43	28-16617-1	.. Acme Screw Shaft Assembly	1	X	X	X

◦ Effectivity 480B S/N 5136 and subsequent. Retrofittable to 480 S/N 5001 – 5035.

\* ECD4031-11 is used for the initial acceptance production test flight. Other springs are used as determined by test flight results. Contact Enstrom Customer Service for more information.

\*\* Only used with 4166031-2 Longitudinal Trim Assembly.

● Hardware and preferred orientation shown. Effectivity S/N 5143 and subsequent.

◇ As required to occupy any void between the spring retainer (Item 24) and nut (Item 25) if there is looseness of the shaft assembly.

† S/N 5001 – 5135 may have the Nylok screw. AN503-8-6 is quantity 2 (Item 29).

△ Up to two (2) allowed, if required.

# ENSTROM TH-28/480 SERIES ILLUSTRATED PARTS CATALOG

**I**

**INTENTIONALLY LEFT BLANK**

# ENSTROM TH-28/480 SERIES ILLUSTRATED PARTS CATALOG

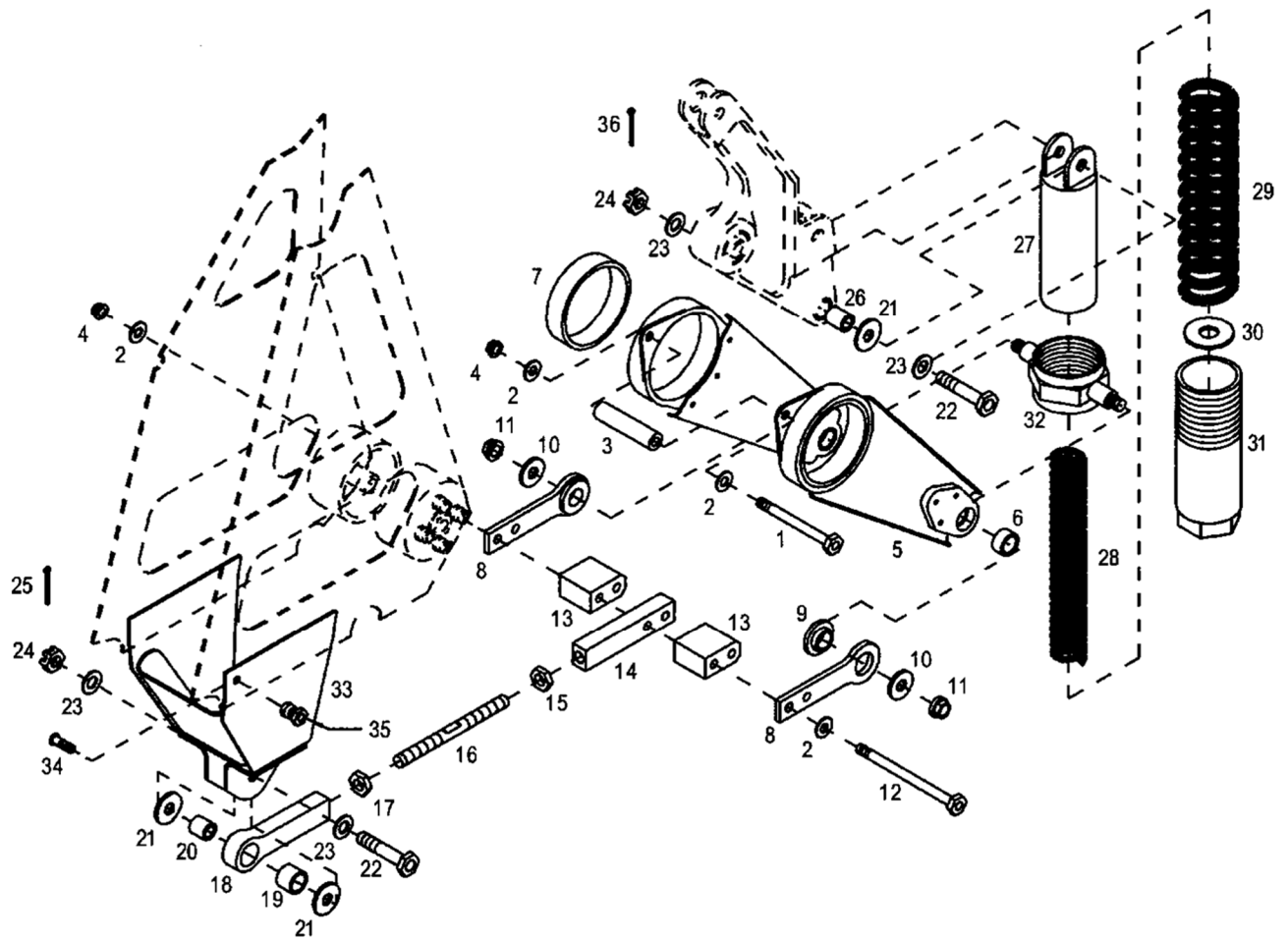


FIGURE 9-8. COLLECTIVE TRIM ASSEMBLY

# ENSTROM TH-28/480 SERIES ILLUSTRATED PARTS CATALOG

FIGURE 9-8. COLLECTIVE TRIM ASSEMBLY

ITEM NUMBER	PART NUMBER	DESCRIPTION	QTY PER ASSY	EFFECTIVITY		
				TH-28	480	480B
1	NAS6203-27	. Bolt	1	X	X	X
2	AN960-10L	. Washer	6	X	X	X
3	4167320-13	. Spacer	1	X	X	X
4	MS21042-3	. Nut	3	X	X	X
5	4167314-1	. Support Arm	2	X	X	X
6* 三	AA521-4	. . Bushing, Bronze	1	X	X	X
7	28-16234-6	. . Bearing	1	X	X	X
8	4167319-1	. Bracket Assembly	2	X	X	X
9	28-16239-4	. . Bearing	1	X	X	X
10	ECD050-25	. Washer	2	X	X	X
10	1/4 Harper	. Washer, Flat (Superseded by ECD050-25)	2	X	X	X
11	MS21042-4	. Nut	3	X	X	X
12	NAS6203-38	. Bolt	2	X	X	X
13	4167320-11	. Spacer	2	X	X	X
14	28-16237-1	. Link	1	X	X	X
15	AN316-4R	. Nut	1	X	X	X
16	28-16236-1	. Tie Rod	1	X	X	X
17	AN316-4L	. Nut	1	X	X	X
18	28-16238-1	. Link Assembly	1	X	X	X
-	28-16238-3	. . Link	1	X	X	X
19	AA-521-9	. . Bearing	1	X	X	X
20	28-16258-1	. Spacer	1	X	X	X
21	1/4 Harper	. Washer, Flat	4	X	X	X
22	NAS6204-11D	. Bolt	2	X	X	X
23	AN960-416L	. Washer	4	X	X	X
24	MS17826-4	. Nut	2	X	X	X
25	MS24665-151	. Cotter Pin	1	X	X	X
26	28-16203-1	. Spacer	1	X	X	X
-	4167310-3	. Spring Capsule Assembly	1	X	X	X
27	28-16230-1	. . Spring Housing	1	X	X	X
28	28-162004-11	. . Spring (Heavy Spring Rate)	1	X	X	X
28	ECD4020-11	. . Spring (Alternate, Medium Spring Rate)	1	X	X	X
28	28-16222-1	. . Spring (Alternate, Light Spring Rate)	1	X	X	X
29	28-16229-13	. . Spring	1	X	X	X
30	3/8 Harper	. . Washer, Flat	1	X	X	X
31	28-16231-1	. . Spring Retainer	1	X	X	X

# ENSTROM TH-28/480 SERIES ILLUSTRATED PARTS CATALOG

FIGURE 9-8. COLLECTIVE TRIM ASSEMBLY

ITEM NUMBER	PART NUMBER	DESCRIPTION	QTY PER ASSY	EFFECTIVITY		
				TH-28	480	480B
32	28-16232-1	. Spring Pivot	1	X	X	X
33	4167315-3	. End Attachment Assembly	1	X	X	X
34	HL18PB5-2	. Hi-Lok® Fastener	6	X	X	X
35	HL70-5	. Hi-Lok® Collar	6	X	X	X
36	MS24665-153	. Cotter Pin	1	X	X	X

\* Effectivity 480B S/N 5162 and subsequent. Retrofittable to 480 S/N 5001 to 5041 and 480B S/N 5042 and subsequent.

≡ See Appendix A for equivalent part information.

# ENSTROM TH-28/480 SERIES ILLUSTRATED PARTS CATALOG

FIGURE 9-11. LOWER SWASHPLATE ASSEMBLY

ITEM NUMBER	PART NUMBER	DESCRIPTION	QTY PER ASSY	EFFECTIVITY		
				TH-28	480	480B
—	4140520-5	Lower Swashplate Assembly	REF	X	X	X
1	4140531-15	. Bolt	1	X	X	X
1	4140531-13	. Bolt (Alternate)	1	X	X	X
—	4140526-5	. Bearing Housing Assembly	1	X	X	X
2**	4140526-7	. . Housing Assembly	1	X	X	X
2	4140526-3	. . Uni-Ball Assembly (Superseded by 4140526-7)	1	X	X	X
—	4140525-11	. . . Housing	1	X	X	X
—	VTB11350	. . . Bearing Assembly (Uni)	1	X	X	X
3	ECD009-11	. . Bearing Angular Contact	1	X	X	X
4	N5002-125-PP	. . Retaining Ring	1	X	X	X
5	4140534-11	. Spacer	1	X	X	X
6	H1641Z3	. Fitting, Grease	1	X	X	X
6	1641-B	. Fitting, Grease (Alternate)	1	X	X	X
7*	28-16119-5	. Lower Universal Housing (Preferred Part)	1	X	X	X
7*	4140535-13	. Lower Universal Housing (Alternate)	1	X	X	X
8●	NAS1149F0732P	. Washer	1	X	X	X
8	AN960-716L	. Washer (Superseded by NA1149F0732P)	1	X	X	X
9	AN320-7	. Nut	1	X	X	X
10●●	MS24665-153	. Cotter Pin	4	X	X	X
10	AN381-2-12	. Cotter Pin (Superseded by MS24665-153)	4	X	X	X
11	AN320-6	. Nut	3	X	X	X
12	28-16227-3	. Washer Assembly	3	X	X	X
13	28-16263-5	. DU Bushing	4	X	X	X
14	28-16524-3	. Shim, .020"	A/R	X	X	X
14	28-16524-4	. Shim, .015"	A/R	X	X	X
14	28-16524-5	. Shim, .005"	A/R	X	X	X
14	28-16524-6	. Shim, .003"	A/R	X	X	X
14	28-16524-7	. Shim, .002"	A/R	X	X	X
14	28-16524-8	. Shim, .001"	A/R	X	X	X
15	08DU08	. Bearing	4	X	X	X
16	28-16226-5	. Sleeve	4	X	X	X
17	28-16223-19	. Universal Shaft	1	X	X	X
18●	28-16116-11	. Upper Universal Housing	1	X	X	X
18	28-16116-1	. Upper Universal Housing (Superseded by 28-16116-11)	1	X	X	X

# ENSTROM TH-28/480 SERIES ILLUSTRATED PARTS CATALOG

FIGURE 9-11. LOWER SWASHPLATE ASSEMBLY

ITEM NUMBER	PART NUMBER	DESCRIPTION	QTY PER ASSY	EFFECTIVITY		
				TH-28	480	480B
19	28-16224-5	. Tie Rod Assembly	1	X	X	X
20	28-16225-19	. Spacer	2	X	X	X
21	NAS1149F0632P	. Washer	1	X	X	X

\* Effectivity S/N 5132 and subsequent.

\*\* Effectivity 480B S/N 5158 and subsequent. Retrofittable to 480 S/N 5001, 480B S/N 5042 and subsequent.

● Effectivity 480B S/N 5160 and subsequent. Retrofittable to 480 S/N 5001 to 5041 and 480B S/N 5042 and subsequent.

●● Effectivity 480B S/N 5161 and subsequent. Retrofittable to 480 S/N 5001 to 5041 and 480B S/N 5042 and subsequent.

# ENSTROM TH-28/480 SERIES ILLUSTRATED PARTS CATALOG

FIGURE 9-14. TAIL ROTOR CONTROL SYSTEM (DUAL CONTROL)

ITEM NUMBER	PART NUMBER	DESCRIPTION	QTY PER ASSY	EFFECTIVITY		
				TH-28	480	480B
–	4168001-9	Tail Rotor System Installation	REF		X	X
–	4168001-7	Tail Rotor System Installation (Superseded by 4168001-9)	REF		X	X
–	4168001-5	Tail Rotor System Installation (Single Control)	REF		X	X
–‡	4168001-1	Tail Rotor System Installation	REF		X	X
1	4150008-1	. Cable Assembly	2	X	X	X
2	4150008-5	. Cable Assembly	2	X	X	X
3	4166050-207	. Control Rod Assembly	1	X	X	X
–	4166036-47	.. Tube	1	X	X	X
4	HMVV4M	.. Bearing, Rod End	1	X	X	X
5	AN316-4R	.. Nut	1	X	X	X
6	AN316-4L	.. Nut	1	X	X	X
7	HMLVV4M	.. Bearing, Rod End	1	X	X	X
8	4166037-1	. Push/Pull Rod Assembly	4	X	X	X
–	4166038-11	.. Link	1	X	X	X
9	HMVV4M	.. Bearing, Rod End	1	X	X	X
10	AN316-4R	.. Nut	1	X	X	X
11	AN316-4L	.. Nut	1	X	X	X
12	HMLVV4M	.. Bearing, Rod End	1	X	X	X
13	4132008-5	. Bellcrank Assembly	2	X	X	X
14	NAS6204-9D	. Bolt	4	X	X	X
15	NAS1149D0463H	. Washer	A/R	X	X	X
15	AN960D416	. Washer (Alternate)	A/R	X	X	X
15	NAS1149D0416H	. Washer	A/R	X	X	X
15	AN960D416L	. Washer (Alternate)	A/R	X	X	X
16	NAS1149D0463H	. Washer	16	X	X	X
16	AN960D416	. Washer (Alternate)	16	X	X	X
17	MS17826-4	. Nut	12	X	X	X
18	MS24665-1013	. Cotter Pin	26	X	X	X
18	AN381-2-7	. Cotter Pin (Superseded by MS24665-1013)	26	X	X	X
19	NAS6204-26D	. Bolt	2	X	X	X
20	NAS6204-16D	. Bolt	2	X	X	X
21	4132014-19	. Bushing	2	X	X	X
22	4132014-15	. Spacer	4	X	X	X
23	4132014-23	. Control Link	4	X	X	X
24	NAS73-4E002	. Spacer	2	X	X	X
25	NAS6603D14	. Bolt	2	X	X	X
25	AN3-12	. Bolt (Superseded by NAS6603D14)	2	X	X	X

# ENSTROM TH-28/480 SERIES ILLUSTRATED PARTS CATALOG

FIGURE 9-14. TAIL ROTOR CONTROL SYSTEM (DUAL CONTROL)

ITEM NUMBER	PART NUMBER	DESCRIPTION	QTY PER ASSY	EFFECTIVITY		
				TH-28	480	480B
26	NAS1149F0332P	. Washer	8	X	X	X
26	AN960-10L	. Washer (Alternate)	8	X	X	X
27	NAS73-4E004	. Bushing	4	X	X	X
28	MS17825-3	. Nut	16	X	X	X
28	F12NE-4753-02	. Nut (Superseded by MS17825-3)	16	X	X	X
29	NAS428K4A10	. Bolt	2	X	X	X
29	NAS428K4-10	. Bolt (Replaced by NAS428K4A10)	2	X	X	X
30	AN315-4R	. Nut	2	X	X	X
31	NAS1068-4	. Nut Plate	2	X	X	X
31	MS21075L4	. Nut Plate (Alternate)	2	X	X	X
32	MS20426AD3-5	. Rivet	4	X	X	X
33	MS21251-B3S	. Barrel	2	X	X	X
33	MS21251-B3L	. Barrel (Alternate)	2	X	X	X
34	MS21255-3RS	. Eye	2	X	X	X
35	MS21255-3LS	. Eye	2	X	X	X
36	MS21256-1	. Clip	4	X	X	X
36	MS21256-2	. Clip (Alternate, Use With MS21251-B3L)	4	X	X	X
37	AN100C4	. Thimble	4	X	X	X
38	MS51844-83	. Sleeve, Crimp, 3/32" Wire Rope	4	X	X	X
38 ≡	428-3-VG	. Nicopress Sleeve (Replaced by MS51844-83)	4	X	X	X
39*	MS24566-2B	. Pulley	10	X	X	X
40	NAS6603D6	. Bolt	12	X	X	X
40	AN3-6	. Bolt (Superseded by NAS6603D6)	12	X	X	X
41	NAS1149F0332P	. Washer	24	X	X	X
41	AN960-10L	. Washer (Alternate)	24	X	X	X
41A	NAS1149F0363P	. Washer	A/R	X	X	X
41A	AN960-10	. Washer (Alternate)	A/R	X	X	X
42A	4168002-13	. Spacer	6	X	X	X
42	4168002-11	. Spacer	4	X	X	X
42	4168000-11	. Spacer (Superseded by 4168002-11)	4	X	X	X
43	MS24665-300	. Cotter Pin	10	X	X	X
43	AN381-3-12	. Cotter Pin (Superseded by MS24665-300)	10	X	X	X
44	28-16352-1	. Link	4	X	X	X
45	NAS6603D4	. Bolt	2	X	X	X
45	AN3-5	. Bolt (Superseded by NAS6603D4)	2	X	X	X
46	NAS1149F0363P	. Washer	8	X	X	X
46	AN960-10	. Washer (Alternate)	8	X	X	X

# ENSTROM TH-28/480 SERIES ILLUSTRATED PARTS CATALOG

FIGURE 9-14. TAIL ROTOR CONTROL SYSTEM (DUAL CONTROL)

ITEM NUMBER	PART NUMBER	DESCRIPTION	QTY PER ASSY	EFFECTIVITY		
				TH-28	480	480B
47	4150006-3	. Pedal Leg Assembly	1	X	X	X
-	28-16332-1	. . Bushing	2	X	X	X
48	4150006-6	. Pedal Leg Assembly	1	X	X	X
-	28-16332-1	. . Bushing	2	X	X	X
49	4150004-1	. Foot Support	2	X	X	X
50	4150004-2	. Foot Support	2	X	X	X
51♦	4150017-11	. Pin	4	X	X	X
52♦	4150003-15	. Shaft	2	X	X	X
53♦	28-16341-1	. Spacer	4	X	X	X
54♦	MS24665-323	. Cotter Pin	4	X	X	X
55	4150013-3	. Stub Assembly	1	X	X	X
-	28-16332-1	. . Bushing	2	X	X	X
56	4150011-3	. Pedal Leg Assembly	1	X	X	X
57	4150013-4	. Stub Assembly	1	X	X	X
-	28-16332-1	. . Bushing	2	X	X	X
58	4150011-4	. Pedal Leg Assembly	1	X	X	X
59●	MS17987C409	. Pin	2	X	X	X
60●	L47N-600-3	. Lanyard	2	X	X	X
60●	90312A11	. Lanyard (Replaced by L47N-600-3)	2	X	X	X
61♦	4118798-5	. Mounting Bracket	2	X	X	X
62♦	MS21044N08	. Nut	10	X	X	X
62	AN365-832A	. Nut (Superseded by MS21044N08)	10	X	X	X
62	AN365-832	. Nut (Superseded by AN365-832A)	10	X	X	X
63♦	AN526-832R7	. Screw	10	X	X	X
63	AN526-832R8	. Screw (Superseded by AN526-832R7)	10	X	X	X
63	AN526-8R8	. Screw (Superseded by AN526-832R8)	10	X	X	X
64	NAS1149FN816P	. Washer	10	X	X	X
64♦	AN960-8L	. Washer (Alternate)	10	X	X	X
65♦	4118798-7	. Mounting Bracket	2	X	X	X
66♦	MS20470AD5-4	. Rivet	8	X	X	X
67♦	MS24665-389	. Cotter Pin	4	X	X	X
67	MS24665-357	. Cotter Pin (Superseded by MS24665-389)	4	X	X	X
-	4119804-21	. T/R Pedal Scuff Plate, Pilot, Left	1	X	X	X
-	4119804-22	. T/R Pedal Scuff Plate, Co-Pilot, Right	1	X	X	X
-	4119804-23	. T/R Pedal Scuff Plate, Co-Pilot, Left	1	X	X	X
-	4119804-24	. T/R Pedal Scuff Plate, Pilot, Right	1	X	X	X
-**	4119855-11	. Pedal Cover	1	X	X	X

# ENSTROM TH-28/480 SERIES ILLUSTRATED PARTS CATALOG

FIGURE 9-14. TAIL ROTOR CONTROL SYSTEM (DUAL CONTROL)

ITEM NUMBER	PART NUMBER	DESCRIPTION	QTY PER ASSY	EFFECTIVITY		
				TH-28	480	480B
68†	4150018-101	. Pedal Leg Assembly	1		X	X
–	28-16332-3	. . Bushing	2	X	X	X
–	28-16332-1	. . Bushing (Replaced by 28-16332-3)	2	X	X	X
68	4150018-1	. Pedal Leg Assembly (Superseded by 4150018-101)	1		X	X
69	4150018-8	. Pedal Leg Assembly	1		X	X
–	28-16332-3	. . Bushing	2	X	X	X
–	28-16332-1	. . Bushing (Replaced by 28-16332-3)	2	X	X	X
70♦	4150004-3	. ADJ Foot Support	2		X	X
71♦	4150004-4	. ADJ Foot Support	2		X	X
72	4150018-7	. Pedal Leg Assembly	2		X	X
73∞	CR3213-4-02	. Rivet	2		X	X
73●	CR3213-4-03	. Rivet (Replaced by CR3213-4-02)	2		X	X
74●	4150018-9	. Pivot Weld Assembly	1		X	X
75●	4150018-6	. Pivot Weld Assembly	1		X	X
76▼	4168001-11	. Shim	A/R		X	X

\* Early production TH-28 and 480 aircraft have a pulley located approximately midpoint on the outboard side of the keel beams. These aircraft have a total of twelve (12) pulleys.

\*\* Install the cover when the co-pilot pedals are removed.

≡ See Appendix A for equivalent part information.

† Used with 4168001-9 Tail Rotor System Installation.

‡ Effectivity 480B S/N 5185 and prior.

● Not installed with 4168001-5 installation.

♦ Quantities halved for 4168001-5 installation.

∞ Add 2 rivets for 4168001-1 installation.

▼ Co-pilot side only if washers, Item 64, interfere with keel flange radius.

# ENSTROM TH-28/480 SERIES ILLUSTRATED PARTS CATALOG

FIGURE 10-4. 480B INSTRUMENT PANEL EQUIPMENT INSTALLATION

ITEM NUMBER	PART NUMBER	DESCRIPTION	QTY PER ASSY	EFFECTIVITY		
				TH-28	480	480B
14	4196562-11	. Bracket, Compass	1			X
15	AN530-6R6	. Screw	4			X
16	14399-003	. Light Assembly (Low Rotor)	1			X
-	313	. . Light Bulb	2			X
16●	LR3-40-17-HE-81043	. Indicator LED (Rotor RPM)	1			X
-●	18-200	. . Connector Plug	1			X
-●	M39029/22-192	Contact Socket	1			X
-●	18-215	Sealing Plug	1			X
17	14399-002	. Light Assembly (Engine Out)	1			X
-	313	. . Light Bulb	2			X
17●	LR3-40-17-HE-81042	. Indicator LED (Rotor RPM)	1			X
-●	18-200	. . Connector Plug	1			X
-●	M39029/22-192	Contact Socket	1			X
-●	18-215	Sealing Plug	1			X
18	14399-001	. Light Assembly (Fire)	1			X
-	313	. . Light Bulb	2			X
18●	LR3-40-17-HE-81041	. Indicator LED (Fire)	1			X
-●	18-200	. . Connector Plug	1			X
-●	M39029/22-192	Contact Socket	1			X
-●	18-215	Sealing Plug	1			X
19	95-41-11-H6-55785	. Master Caution Annunciator/Switch	1			X
-	6839	. . Light Bulb	4			X
-	18-200	. Connector (Electrical Harness)	1			X
-	M39029/22-192	. Socket (Electrical Harness)	7			X
-	18-215	. Hole Filler (Electrical Harness)	7			X
19●	LED-41-11-HE-39062	. Indicator Switch LED (Master Caution)	1			X
20	ECD4059-5	. Annunciator Panel	1			X
-	327	. . Light Bulb	30			X
-	90-42130-009	. . Segment, "ENG CHIP"	1			X
-	90-42130-010	. . Segment, "MAIN XMSN CHIP"	1			X

# ENSTROM TH-28/480 SERIES ILLUSTRATED PARTS CATALOG

FIGURE 10-4. 480B INSTRUMENT PANEL EQUIPMENT INSTALLATION

ITEM NUMBER	PART NUMBER	DESCRIPTION	QTY PER ASSY	EFFECTIVITY		
				TH-28	480	480B
–	90-42130-011	. . Segment, "TAIL CHIP"	1			X
–	90-42130-012	. . Segment, "ENG OIL TEMP"	1			X
–	90-42130-013	. . Segment, "MAIN XMSN HOT"	1			X
–	90-42130-015	. . Segment, "ENG OIL PRESS"	1			X
–	90-42130-016	. . Segment, "DRIVE BRG HOT"	1			X
–	90-42130-017	. . Segment, "DC GEN"	1			X
–	90-42130-018	. . Segment, "ENG AIR INLET"	1			X
–	90-42130-019	. . Segment, "SPARE" (Used when Lead Acid Battery Installed)	2			X
–	90-42130-021	. . Segment, "FUEL FILTER"	1			X
–	90-42130-022	. . Segment, "FUEL LOW"	1			X
–	90-42130-023	. . Segment, "BATTERY HOT"	1			X
–	90-42130-024	. . Segment, "BATTERY TEMP"	1			X
–	90-42130-026	. . Segment, "ENG ANTI-ICE"	1			X
–	90-42130-028	. . Segment, "MRGB PRESS"	1			X
–	AN515B6R7	. Screw	4			X
–	SD15M10JVL0	. Connector (Electrical Harness)	1			X
–	SD15F10JVL0	. Connector (Electrical Harness)	1			X
20†	ECD4078-1	. Master Caution Annunciator Panel	1			X
20††	ECD4078-X	. Master Caution Annunciator Panel (Alternate) (Replaced by ECD4078-1)	1			X
21	MS24525-31	. Switch (Caution Panel Test/Dim)	1			X
22	7401SYZQE	. Switch (N <sub>1</sub> -N <sub>2</sub> -N <sub>R</sub> -TOT Battery Bus) Larger component – on left	1			X
22A	7101SYZQE	. Switch (N <sub>1</sub> -N <sub>2</sub> -N <sub>R</sub> -TOT Battery Bus) Smaller component – on right	1			X
23	4196600-11	. Ganging Bar	1			X
24≡	MS24693-S24	. Screw	1			X
25	L58D-Y24-W	. LED Light (Battery)	1			X
25	L58D-G24-W	. LED Light (Landing Light)	1			X
26*	01-0770119-15	. Post Light	1			X
27♦	ECD4093-1	. Signal Converter	1			X
–	MS35206-227	. . Screw	4			X
–	NAS1149FN616P	. . Washer	4			X
–	MS21083N06	. . Nut	4			X
28	PACMO-APZ21N	. Compass Bracket	1			X

# ENSTROM TH-28/480 SERIES ILLUSTRATED PARTS CATALOG

FIGURE 10-16. ELECTRICAL COMPONENT INSTALLATION (RIGHT SIDE BACKWALL)

ITEM NUMBER	PART NUMBER	DESCRIPTION	QTY PER ASSY	EFFECTIVITY		
				TH-28	480	480B
1	ECD075-13	. Relay	2	X	X	X
1‡	ECD075-15	. Relay	2			X
1°	6-1616945-7	. Relay	2		X	X
2	MS27039-1-11	. Screw	4	X	X	
3	AN960C10	. Washer	4	X	X	X
4	4164	. Fuse Block	1	X	X	X
5≡	MS24694-S55	. Screw	2	X	X	X
6≡	ANL-100	. Limiter	1	X	X	X
7	4199042-11	. Bus	1	X	X	X
8	22-370-150	. Shunt	1	X	X	X
9	MS27039-1-11	. Screw	2	X	X	X
10	AN960C10	. Washer	2	X	X	X
11	4196555-5	. Bracket Assembly	1	X	X	X
11*	4196555-7	. Bracket Assembly	1			X
11°	4196555-9	. Bracket Assembly	1			X
11▲	4196555-101	. A.P.U. Plug Receptacle	1			X
12	AN960-10L	. Washer	2	X	X	X
13	MS27039-1-09	. Screw	2	X	X	X
14	AN2552-3A	. Receptacle	1	X	X	X
15≡	MS24694-S56	. Screw	2	X	X	X
16	AN960-10	. Washer	2	X	X	X
17	AN365-1032A	. Nut	2	X	X	X
18** ♦♦	MS26574-2	. Circuit Breaker, 2 Amp	2	X	X	
18‡ ♦♦	MS26574-2	. Circuit Breaker, 2 Amp	3		X	X
18* ♦♦	MS26574-1	. Circuit Breaker, 1 Amp	4			X
19♦♦	MS26574-5	. Circuit Breaker, 5 Amp	2	X	X	X
19* ♦♦♦	MS26574-1	. Circuit Breaker, 1 Amp	3			X
20●	4199059-3	. Trim Switch Unit (Mechanical Relay)	2	X	X	X
—	M12883/41-14	. . Socket	2	X	X	X
—	J-D4N-300M	. . Relay	2	X	X	X
—	M83536/10-024M	. . Relay (Superseded by J-D4N-300M)	2	X	X	X
20●●	4199059-1	. Trim Switch Unit (Solid State) (Obsolete)	2	X	X	X
20●●	4192102-4	. Trim Switch Unit (Solid State) (Obsolete)	2	X	X	X
20●●	4192102-903	. Trim Switch Unit (Solid State) (Obsolete)	2	X	X	X
21	MS27039-1-09	. Screw	4	X	X	X
22	AN960PD10	. Washer	8	X	X	X

# ENSTROM TH-28/480 SERIES ILLUSTRATED PARTS CATALOG

- \* 480B S/N: 5046, 5048 and subsequent.
- \*\* TH-28 and 480 with Standard Panel
- † 480 with Optional Panel, 480B with Standard or Optional Panel (S/N 5042 thru 5045 and 5047)
- ‡ 480B S/N 5078, 5085 thru 5131.
- 480B S/N 5087 and subsequent.
- The solid state trim switch units are no longer available. Order Trim Relay Kit, P/N 4230028-5, to install the mechanical relay trim switch units.
  - Relay kit 4230040, retrofittable for 480/480B S/N 5001 thru 5131.
- °° Effectivity 5136 and subsequent.
- ◆ Quantity 2 for 5135 and prior.
- ◆◆ Quantity and location of circuit breakers are per customer requirements.
- ≡ See Appendix A for equivalent part information.
- ▲ Effectivity 480B S/N 5258 and subsequent. Retrofittable 480B S/N 5042 and subsequent.

# ENSTROM TH-28/480 SERIES ILLUSTRATED PARTS CATALOG

FIGURE 10-23. LOW ROTOR WARNING AND MICRO SWITCH INSTALLATION

ITEM NUMBER	PART NUMBER	DESCRIPTION	QTY PER ASSY	EFFECTIVITY		
				TH-28	480	480B
1**	726607	. Speed Amplifier	1	X	X	X
2**	58390	. Socket	1	X	X	X
3**	AN515-8R14	. Screw	3	X	X	X
4	4196556-13	. Switch Bracket	1	X	X	X
5	MS35207-263	. Screw	2	X	X	X
6	AN960D10	. Washer	2	X	X	X
7*	1SE1	. Switch, Miniature	2	X	X	X
8*	JE-1	. Actuator	2	X	X	X
9	AN936A2	. . Lock Washer	1	X	X	X
10	AN340-2	. . Nut	1	X	X	X
11	MS35206-321	. Screw	2	X	X	X
12†	4199072-13	. Actuator Contactor	3		X	X
12	28-19048-11	. Block Cam (Superseded by 4199072-13)	2	X	X	X
13	QS200-M24S	. Clamp (Used with 28-19048-11)	1	X	X	X

\* Change quantity to 3 for 480B S/N 5046 and subsequent (Low Rotor, Engine Out, Hour Meter).

\*\* Effectivity: 480 and 480B, S/N 5135, 5133 and earlier.

† Effectivity 480B S/N 5157 and subsequent. Retrofittable to 480 S/N 5001 – 5041 and 480B S/N 5042 and subsequent.

# ENSTROM TH-28/480 SERIES ILLUSTRATED PARTS CATALOG

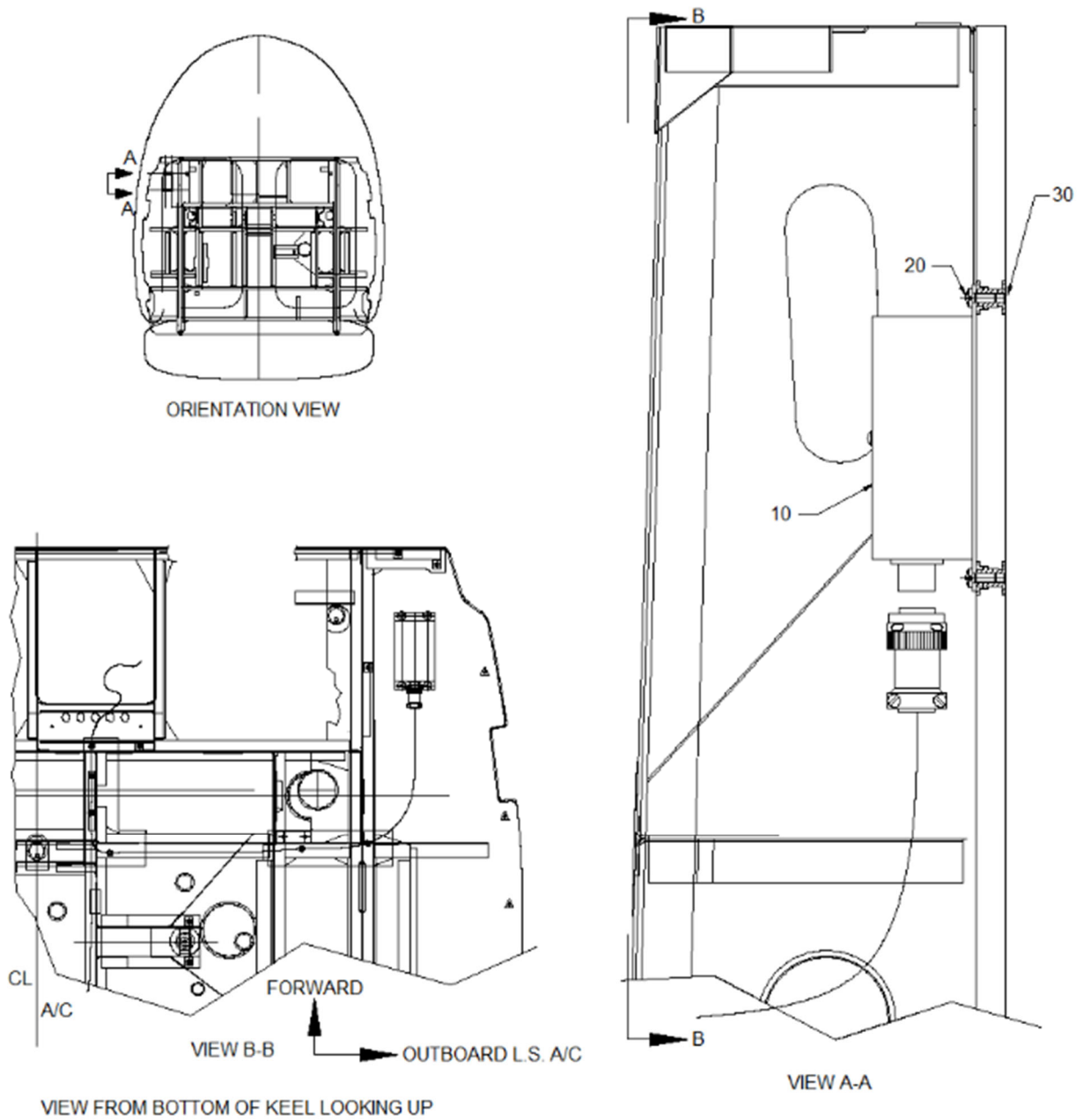
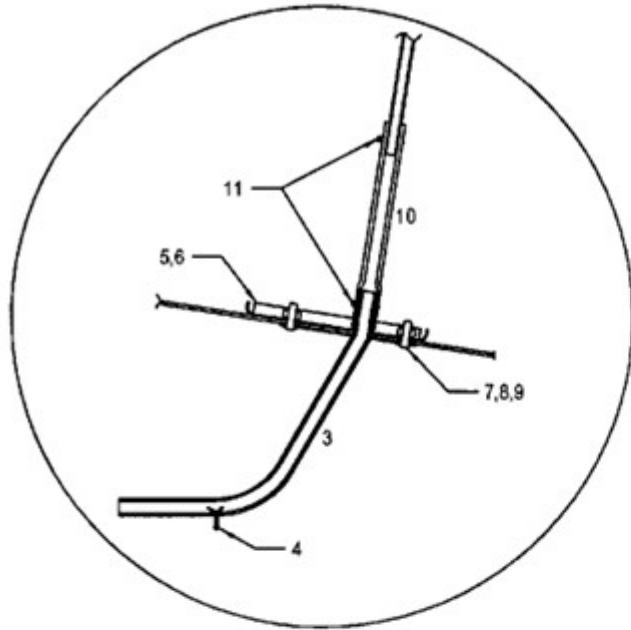
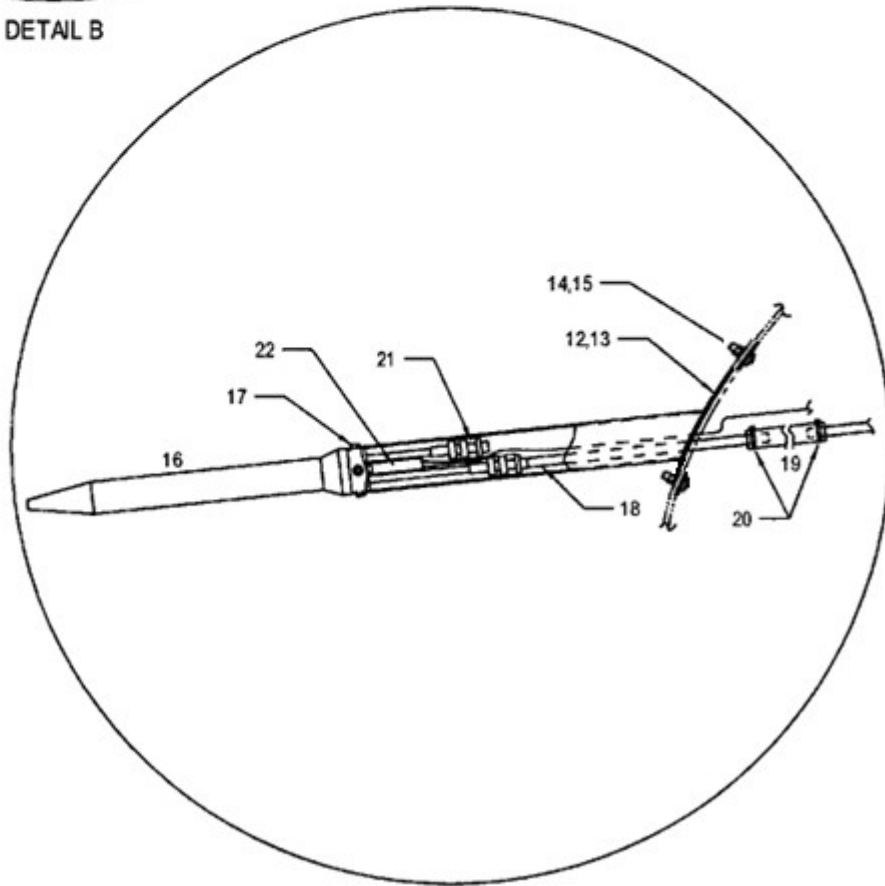


FIGURE 10-23.1. HI/LO ROTOR RPM SWITCH INSTALLATION

# ENSTROM TH-28/480 SERIES ILLUSTRATED PARTS CATALOG



DETAIL B



DETAIL C

Sheet 2 of 2

FIGURE 10-33. STATIC PORT AND PITOT TUBE INSTALLATION

# ENSTROM TH-28/480 SERIES ILLUSTRATED PARTS CATALOG

FIGURE 10-33. STATIC PORT AND PITOT TUBE INSTALLATION

ITEM NUMBER	PART NUMBER	DESCRIPTION	QTY PER ASSY	EFFECTIVITY		
				TH-28	480	480B
–	4199003-103	Static Air/Pitot Tube Installation	REF	X	X	X
1†	4182310-21	. Static Port	2		X	X
–†	Weld-On 45	. . Structural Adhesive (Use with 4182310-21)	1		X	X
3	4199041-1	. Pitot Tube Assembly	1	X	X	X
4●	MS24665-151	. . Cotter Pin	1	X	X	X
4	AN381-3-8	. . Cotter Pin (Replaced by MS24665-151)	1	X	X	X
5	4199041-13	. Shim	1	X	X	X
6	4199082-11	. Stiffener	1	X	X	X
6	28-11121-7	. Stiffener (Replaced by 4199082-11)	1	X	X	X
7	AN525-832R8	. Screw	4	X	X	X
8†	NAS1149DN816H	. Washer	4	X	X	X
8†	AN960D8L	. Washer (Alternate)	4	X	X	X
8	AN960-8	. Washer (Replaced by AN960D8L)	4	X	X	X
9	MS21083N08	. Nut	4	X	X	X
9	AN364-832A	. Nut (Superseded by MS21083N08)	4	X	X	X
10	28-11121-4	. Tubing	1	X	X	X
11†	SST2S-MP	. Cable Tie	2	X	X	X
11	SST1.5I-MP	. Cable Tie (Replaced by SST2S-MP)	2	X	X	X
12*†	4196536-5	. Sleeve Weldment (Supersedes 4196536-1)	1	X	X	X
12*	4196536-1	. Sleeve Assembly (Superseded)	1	X	X	X
13*†	732-RTV	. Sealant: Rubber, Clear Silicone	1	X	X	X
13*†	4508-1	. Foam Tape (No longer used)	A/R	X	X	X
14*±	MS5198-26	. Screw	4	X	X	X
14*	MS27039-1-09	. Screw (Replaced by MS5198-26)	4	X	X	X
–	NAS1149D0363H	. Washer	4	X	X	X
–Δ	NAS1149D0363H	. Washer	A/R	X	X	X
–Δ	NAS1149D0316H	. Washer	A/R	X	X	X
15*●	S10P175	. PlusNut	4	X	X	X
–●	MS35333-41	. Lock Washer	4	X	X	X
–●	MS35333-40	. Lock Washer (Replaced by MS35333-41)	4	X	X	X
16*▲	AN5816-2	. Pitot: Heated 28 Volts	1	X	X	X
17*●	MS51958-26	. Screw	4	X	X	X
17*	MS35207-225	. Screw (Replaced by MS51958-26)	4	X	X	X
–*	MS35338-136	. Lock Washer	4	X	X	X
18*†	4196536-25	. Tube, Heated Pitot	1	X	X	X

# ENSTROM TH-28/480 SERIES ILLUSTRATED PARTS CATALOG

FIGURE 10-33. STATIC PORT AND PITOT TUBE INSTALLATION

ITEM NUMBER	PART NUMBER	DESCRIPTION	QTY PER ASSY	EFFECTIVITY		
				TH-28	480	480B
18*	4199003-101	. Pitot Line Assembly (Superseded by 4196536-25)	1	X	X	X
-*	4199003-11	. . Isolator, Rubber	1	X	X	X
-*	AN818-4D	. . Nut	1	X	X	X
-*	MS20819-4D	. . Sleeve	1	X	X	X
19*	28-11121-4	. Hose	1	X	X	X
20*†	SST2S-MP	. Cable Tie	2	X	X	X
20*	SST1.5I-MP	. Cable Tie (Replaced by SST2S-MP)	2	X	X	X
21*†	AN929-4D	. Cap (Now a part of Pitot Tube AN5816-2)	1	X	X	X
22*	AN3115-1	. Connector	1	X	X	X
-*	7270-1-7 1/2	. Circuit Breaker 7 1/2 Amp, Toggle	1	X	X	X

\* Optional heated pitot tube installation.

± Effectivity 480B S/N 5092 and subsequent.

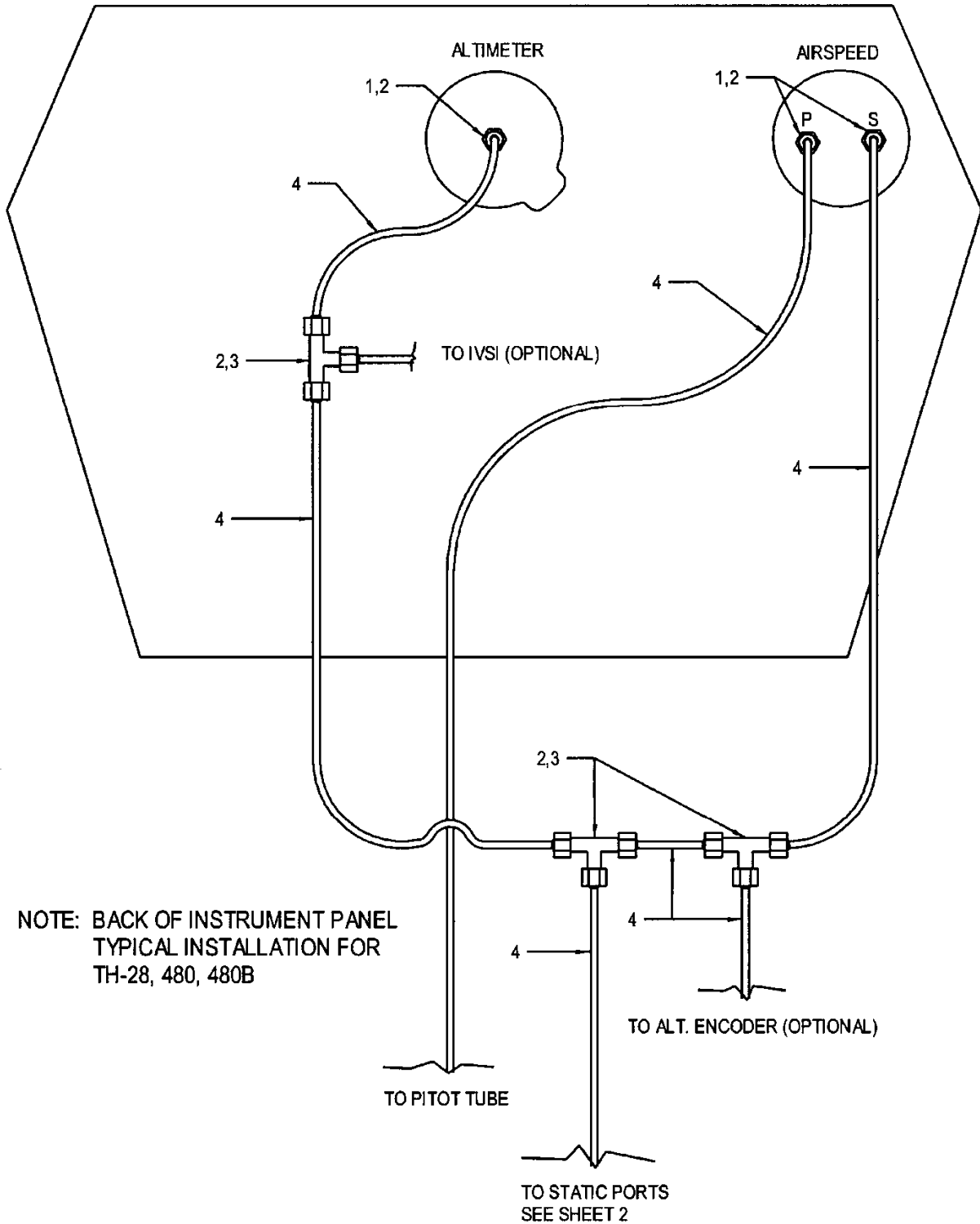
• Effectivity 480B S/N 5127 and subsequent.

† Effectivity 480B S/N 5147 and subsequent. Eligibility 480 S/N 5001 – 5041 and 480B S/N 5042 and subsequent.

▲ PST300-A is can acceptable alternate.

Δ Used to shim sleeve weldment as needed to reach required angle.

# ENSTROM TH-28/480 SERIES ILLUSTRATED PARTS CATALOG



Sheet 1 of 2

FIGURE 10-34. STATIC AND PITOT LINE INSTALLATION

# ENSTROM TH-28/480 SERIES ILLUSTRATED PARTS CATALOG

## APPENDIX B – HARDWARE SUBSTITUTIONS

Table of Contents	B-1
1 Introduction	B-2
2 Acceptable Substitution Conditions	B-2
3 Hardware Tables	B-2
Table A – Bolts	B-3
Table B – Screws	B-5
Table C – Nuts	B-6
Table D – Nut Plates	B-7
Table E – Solid Rivets	B-9
Table F – Blind Rivets	B-9
Table G – Washers	B-9
Table H – Riv Nuts	B-14
Table I – Turnbuckles	B-14
Table J – Grommets	B-14
Table K – Cotter Pins	B-15
Table L – Clamps (Nylon)	B-16
Table M – Cable Ties	B-16
Table N – U-Channels (Rubber)	B-16
Table O – Shrink Tubing	B-16
Table P – Ring Tongue Terminals	B-16
Table Q – Retaining Rings	B-17
Table R – Cushioned Clamps	B-17
Table S – PlusNuts	B-17
Table T – Solder Sleeve Shield Terminators	B-17
Table U – Pipe Plugs (Countersink Hex Head)	B-17
Table V – Clip Nut	B-17
Table W – Plug and Bleeder – Screw Tread	B-17
Table X – Pin, Retaining, Safety	B-17
Table Y – Quarter Turn Fastener	B-17
Table Z – Quick Disconnect Terminal	B-17
Table AA – Plug (BNC, TNC, N)	B-18
Table AB – Roll Pin	B-18
Table AC – Sleeve, Coupling	B-18
Table AD – Clevis Pin	B-18
Table AE – Quarter (1/4) Turn Fastener Receptacle	B-18
Table AF – Sleeve, Flared Tube Fitting	B-18
Table AG – 3.5 mm Phone Jack	B-18
Table AH – Grease Fitting	B-18
Table AI – Terminal Lug	B-18

# ENSTROM TH-28/480 SERIES ILLUSTRATED PARTS CATALOG

## 1. Introduction

This specification establishes the conditions under which hardware may be substituted and lists the specific hardware which may be substituted. These standard substitutions apply only to components and assemblies which are designed by Enstrom and assembled in house. The tables which follow list the substitutions which are permissible. The hardware called out on the drawing is the preferred configuration. Each table contains a left-hand column which lists the basic or preferred hardware. The adjacent column to the right lists the alternate hardware. Alternate hardware may be used as a substitute for the hardware in the left column; however, hardware in the left column may NOT be substituted for hardware listed as alternate. In cases where hardware is interchangeable, 'Equivalent Substitution' will be stated in the right-hand column. In the case where there is no substitution, N/A (no alternate) will be stated in the right hand column.

## 2. Acceptable Substitution Conditions

Hardware may be substituted without further approval when all the following conditions apply:

- The preferred hardware is unavailable.
- There is an acceptable alternate listed in this report.
- All the other material conditions (hole diameter, material thickness, etc.) are within standard tolerances for the component.

To correct for component stack-up to ensure the nut is not screwed down against the last thread on the bolt and one to three threads showing past the nut, the grip length of the fastener may be substituted without further approval by the following methods:

- The length of rivets, screws, bolts, or quarter (1/4) turn fasteners may be increased or decreased one grip length (a "dash number").
- Washers may be added or subtracted or washer thicknesses may be substituted. Up to a total of three washers may be installed in combination under the head of the bolt and/or nut. (Washer substitutions must be in accordance with standard aircraft practices.)
  - Consult Engineering if it is necessary to remove all the washers or if there is a conflict with the washer requirements on the approved drawing.
- Consult Engineering if a specific hardware installation consistently requires adjustment in accordance with the conditions of this paragraph.

Substitutions may NOT be made in fastener diameter without engineering approval. Substitutions may NOT be made beyond one grip length or "dash number" without engineering approval.

## 3. Hardware Tables

Tables for substitute hardware are provided on the following pages. If the substitution is applicable to all dash numbers of a particular part number, it will be represented by a set of open parentheses. For example, AN3-( ) would indicate that the substitution includes all dash numbers for the AN3 bolt.

# ENSTROM TH-28/480 SERIES ILLUSTRATED PARTS CATALOG

Table A – Bolts		
BOLT	ALTERNATE	
AN173-( )	N/A	
AN174-( )	N/A	
AN175-( )	N/A	
AN176-( )	N/A	
AN178-( )	N/A	
AN3	NAS6603	
-3A	-1	
-10	D10	
-10A	-10	
-11A	-12	
-12	D14	
-12A	-14	
-13	D16	
-13A	-16	
-14A	-18	
-15A	-20	
-16A	-22	
-17A	-24	
-20A	-26	
-21	D28	
-21A	-28	
-22	D30	
-22A	-30	
-23A	-32	
-24A	-34	
-26	D38	
-27A	-40	
-30A	-42	
-31A	-44	
-33A	-48	
-34A	-50	
-4	D2	
-4A	2	
-5	D4	
-5A	-4	
-6	D6	
-6A	-6	
-7	D8	
-7A	-8	
H3A	H1	
H4A	H2	
H5A	H4	
H6A	H6	
H10	DH10	
H13A	H16	

AN3	NAS6703	
C4A	-10	
C10A	D10	
AN4	NAS6604	
-3A	-1	
-4A	-1	
-5A	-3	
-6A	-5	
-7	D7	
-7A	-7	
-10A	-9	
-11	D11	
-11A	-11	
-12	D13	
-12A	-13	
-13	D15	
-13A	-15	
-14	D17	
-14A	-17	
-15	D19	
-15A	-19	
-16	D21	
-16A	-21	
-17	D23	
-17A	-23	
-20	D25	
-20A	-25	
-21A	-27	
-22A	-29	
-23	D31	
-23A	-31	
-25A	-36	
-26A	-38	
-27A	-40	
-30A	-42	
-31A	-44	
-33A	-48	
-34A	-50	
-35A	-52	
-36	D54	
-36A	-54	
-37	D56	
-37A	-56	
-42A	-62	
H3A	H1	
H4A	H1	
H5A	H3	
H6A	H5	

## ENSTROM TH-28/480 SERIES ILLUSTRATED PARTS CATALOG

H7A	H7	
H10A	H9	
H12A	H13	
H13A	H15	
H14A	H17	
H15A	H19	
H16A	H21	
AN4	NAS6704	
C5A	-3	
AN42BC11A	N/A	
AN42BC14A	N/A	
AN5	NAS6605	
-4A	-1	
-6A	-5	
-7	D7	
-10	D9	
-11	D11	
-11A	-11	
-12	D13	
-13	D15	
-13A	-15	
-15	D19	
-15A	-19	
-16	D21	
-16A	-21	
-17A	-23	
-21A	-27	
-22	D29	
-22A	-29	
-33A	-48	
-35A	-52	
-37A	-56	
-44A	-65	
H4A	H1	
H5A	H3	
H6A	H5	
H7A	H7	
H10A	H9	
H46A	H69	
AN5	NAS6705	
C13A	-15	
AN6	NAS6606	
-6A	-3	
-7A	-5	
-10A	-7	
-11A	-9	

-20A	-23	
-22	D25	
-22A	-25	
-23A	-29	
-24A	-31	
-27A	-38	
-30A	-40	
-33	D46	
H6A	H3	
H34A	-48	
AN7	NAS6607	
-27A	-38	
H7A	-5	
AN73( )	MS20073-03-( )	
AN74( )	MS20073-04-( )	
AN75( )	MS20073-05-( )	
AN76( )	MS20073-06-( )	
AN73A( ) <sup>1</sup>	MS20074-03-( )	Equivalent Substitution
AN74A( ) <sup>1</sup>	MS20074-04-( )	
AN75A( ) <sup>1</sup>	MS20074-05-( )	
AN76A( ) <sup>1</sup>	MS20074-06-( )	
AN8	NAS6608	
-10A	-5	
LWB-22-6-58	N/A	
MS20006-( )	N/A	
MS20074-( )	N/A	
MS21250-( )	N/A	
MS24677-( )	N/A	
NAS144	MS20004	
DH10	H4	
DH12	H4	
NAS146	MS20006	
DH22	H12	
DH24	H14	
NAS1004-( )	N/A	
NAS1103-11	NAS6203-11	
NAS1104	NAS6204	
-9D	-9D	
-12	-12	
NAS1204-40D	N/A	
NAS1306	NAS6606	
-8	-8	
-48	-48	

<sup>1</sup> Coarse thread

# ENSTROM TH-28/480 SERIES ILLUSTRATED PARTS CATALOG

NAS428-( )	N/A	
NAS6203-( )	NAS6603-( )	<sup>2</sup>
NAS6204-( )	N/A	
NAS6205-( )	N/A	
NAS6206-( )	N/A	
NK-6-6A	N/A	
NP5-6A	N/A	
<b>Table B – Screws</b>		
<b>SCREW</b>	<b>ALTERNATE</b>	
AN502	NAS1101	
-10-8	-3-8	
-10-10	-3-10	
-10-12	-3-12	
-10-14	-3-14	
-10-18	-3-18	
AN503	NAS1101	
-8-4	-08-4	
-8-6	-08-6	
-8-8	-08-8	
-10-6	N/A	
-10-8	N/A	
-10-10	N/A	
-10-18	N/A	
-416-10	N/A	
-416-28	N/A	
AN505-4R6	MS35190-223	
AN505-4R7	MS35190-224	
AN507	MS24693	
-632-12	-S30	
-632R4	-S24	
-632R5	-S25	
-632R6	-S26	
-632R7	-S27	
-632R8	-S28	
-632R12	-S30	
-632R14	-S31	
-632R16	-S32	
-632R24	-S36	
-8-8	-S50	
-8R6	-S48	
-8R7	-S49	
-832-9	-S61	
-832R7	-S49	
-832R8	-S50	

-832R9	-S51	
-832R10	-S51	
-832R11	-S52	
-1032R6	-S270	
-1032R8	-S272	
-1032R10	-S273	
-1032R14	-S275	
-1032R44	-S287	
B632R6	-BB26	
B832R6	-B48	
B832R10	-B51	
C632R8	-C28	
C832-12	-C52	
C832R8	-C50	
C832R14	-C53	
C832R16	-C54	
C832R18	-C55	
C1024R14	-C75	
C1032-12	-C274	
AN509	MS24694	
-8R4	-S1	
-8R5	-S2	
-8R6	-S3	
-8R7	-S4	
-8R8	-S5	
-8R9	-S6	
-8R10	-S7	
-8R14	-S11	
-8R16	-S13	
-8R18	-S15	
-8R20	-S17	
-10R10	-S52	
-10R16	-S58	
-10R38	-S80	
-516R16	-S148	
AN510	MS35199	
B10R10	-56	
AN515	MS35206	
-2R4	-203	
-4-20	-222	
-4R8	-217	
-4R10	-218	
-4R12	-219	
-5R6	N/A	
-6-3	-225	

<sup>2</sup> Equivalent substitution if grip length, exposed thread length, and use of washers, if required, meet the requirements of Paragraph 2.

## ENSTROM TH-28/480 SERIES ILLUSTRATED PARTS CATALOG

-6-6	-228	
-6-7	-229	
-6-24	-236	
-6R4	-226	
-6R5	-227	
-6R6	-228	
-6R7	-229	
-6R8	-230	
-6R11	-232	
-6R18	-328	
-8-7	-244	
-8-16	-249	
-8-24	-251	
-8R5	-242	
-8R6	-243	
-8R7	-244	
-8R8	-245	
-8R10	-246	
-8R12	-247	
-8R14	-248	
-8R16	-249	
-8R18	-332	
-8R20	-250	
-8R24	-251	
-8R32	-253	
-10R8	-263	
10R10	-264	
AN515	MS35214	
B6R6	-25	
B6R7	-26	
B6R8	-27	
B6R10	-28	
B6R12	-29	
B6R14	-30	
B6R16	-31	
B6R18	-109	
B8R8	-42	
B8R12	-44	
AN515	MS51957	
C6R12	-32	
C8R5	-42	
AN520(-)	MS35207(-)	
AN520B(-)	MS35215(-)	
AN520C(-)	MS51958(-)	
AN520DD(-)	MS35219(-)	
AN520PB(-)	MS35215(-)C	
AN525(-)	N/A	
AN526(-)	N/A	

AN530	MS51861	
-4-6	-14	Self-Tapping
-6-6	-24	
-6-8	-25	
-6R6	-24	
-6R8	-25	
-6R10	-26	
-8R6	-34	
-8R8	-35	
AN531	MS51862	
-6-6	-13	Self-Tapping
-6R6	-13	
-6R8	-14	
-6R10	-15	
AN535(-)	MS21318(-)	
BN4CPK5	N/A	
MS16998(-)	N/A	
MS18063-8	25274N	
MS18066(-)	N/A	
MS24693(-)	N/A	
MS24694(-)	N/A	
MS27039(-)	N/A	
MS35206(-)	N/A	
MS35214(-)	N/A	
MS35265(-)	N/A	
MS51957(-)	N/A	
NP500(-)	NK500(-)	Equivalent Substitution
NP501(-)	NK501(-)	
NP509(-)	NK509(-)	
NP510(-)	NK510(-)	
NP525(-)	NK525(-)	
PK86XA(-)	N/A	
PK89XA(-)	N/A	
4122080-19	NAS1352-08H6	
<b>Table C – Nuts</b>		
<b>NUT</b>	<b>ALTERNATE</b>	
AN310-5	MS17825-5	
AN315(-)	N/A	
AN316(-)	N/A	
AN320(-)	N/A	
AN335-420	MS51967-2	
AN340	MS35649	
-4	-242	
-8	-282	
-632	-262	

## ENSTROM TH-28/480 SERIES ILLUSTRATED PARTS CATALOG

-832 B832	-282 -286B	
AN341-516	MS35650-3315T	
AN345	MS35650	
-10 C416	-302 -3254	
AN350-1032	MS35426-13	
AN363-524	MS21045L5	
AN364-( )	MS20364-( )	Equivalent Substitution
AN364-( )	MS21083	
-428A	N4	
-524A	N5	
-624A	N6	
-632A	N06	
-820A	N8	
-832A	N08	
-1018A	N10	
-1032A	N3	
-1216A	N12	
AN365-( )	MS21044	
-428A	N4	
-524A	N5	
-624A	N6	
-632A	N06	
-832A	N08	
-1032A	N3	
AN365-( )	MS20365-( )	Equivalent Substitution
AN818-( )	AN818-( )J	
AN924-( )D	AN924-( )W	
FN-22M-624	N/A	
F12NE-4717	MS17826	
-02	-3	
-048	-4	
-054	-5	
-064	-6	
-070	-7	
-080	-8	
F12NE-4753	MS17825	
-02	-3	
-048	-4	
-054	-5	
-064	-6	
-080	-8	

MS17826-( )	N/A	
MS20364-( )	MS21083N( )	
MS20365-( )	MS21044N( )	
MS20500-( )	N/A	
MS21042-( )	N/A	
MS21043-( )	N/A	
MS21044-( )	N/A	
MS51922-1	M45913/ 2-4CG5C	
NAS509-( )	N/A	
NAS679-( )	N/A	
22NKM( )	F22NKM( )	Equivalent Substitution
37FL624	N/A	

**Table D – Nut Plates**

NUT PLATE	ALTERNATE	
A1784-6Z1D	NAS395-6	
A1785-6Z-1	NAS395-7	
A1787-8Z1D	NAS395-18	
A1789-8Z-1	NAS395-16	
A6162-8Z-1	NAS444-14	
A6191-8Z-1	NAS444-4	
A6194-8Z-1	NAS445-4	
A6195-6Z-1	NAS444-2	
A6195-8Z-1	NAS444-5	
A6196-8Z-1	NAS445-5	
F22LHA27M22-62	N/A	
F22NA1	MS21078	
-02	-3	Equivalent Substitution
-048	-4	
-62	-06	
-82	-08	
-82BC	-08K	
F22NA17A	MS21080	
-02	-3	Equivalent Substitution
-048	-4	
-62	-06	
-82	-08	
F22NA17	NAJ17	
-02BC	-02BC	3
-62	-62	
-62BC	-62BC	
-82	-82	
-82BC	-82BC	

<sup>3</sup> Equivalent Substitution is permissible when the NAJ( ) nut plate is unavailable.

## ENSTROM TH-28/480 SERIES ILLUSTRATED PARTS CATALOG

MS21055L3	N/A		
MS21059L08K	MS21059L08	Nutplate attachment rivet use NAS1097AD3 <sup>4</sup>	
MS21069-08K	MS21069-08		
MS21073-( )	N/A		
MS21075L( )	NAS1068( )	Equivalent Substitution	
MS21078	F22NA1		
-3 -4 -06 -08 -08K	-02 -048 -62 -82 -82BC	Equivalent Substitution	
MS21078	MS21078		
-3K -4K -08K	-3 -4 -08		Nutplate attachment rivet use NAS1097AD3 <sup>1</sup>
MS21078	NAJ1		
-06 -06K -08 -08K -3 -3K	-62 -62BC -82 -82BC -02 -02BC		5
MS21080	MS21080		
-3K -4K -08K	-3 -4 -08	Nutplate attachment rivet use NAS1097AD3 <sup>6</sup>	
NAJ17-02BC	MS21080-3K		
NAJ38-82BC	NAS1024D08K		
NAJ5-048	NAS1027D4		
NAS1023-( )	MS21078-( )	Equivalent Substitution	
NAS1023	NAJ1		
D06 D06K D08 D08K	-62 -62BC -82 82BC	7	
NAS1023D08K	NAS1023D08	Nutplate attachment rivet use NAS1097AD3 <sup>1</sup>	
NAS1023D08K	MS21078-08K		

NAS1024D08K	NAS1024D08	Nutplate attachment rivet use NAS1097AD3 <sup>1</sup>
NAS1025D06K	NAJ17-62BC	
NAS1025D08K	NAS1025D08	Nutplate attachment rivet use NAS1097AD3 <sup>1</sup>
NAS1024D08K	NAS1024N08K	
NAS1024N08K	NAS1024A08K	
NAS1024N08K	MS21078-08	Use with NAS500WKD8 nut plate spacer.
NAS1025	NAJ17	
D3K D06 D06K D08 D08K	-02BC -62 -62BC -82 -82BC	8
NAS1026N08K	NAS1026A08K	
NAS1033N06	N/A	
NAS1474A3	N/A	
NAS686( )	MS21059( )	Equivalent Substitution
12LHTA1M-62	MS21069-06	Equivalent Substitution
12LHTA1M-62BC	MS21069-06K	
12LHTA17M-62	MS21071-06	
12LHTA17M-62BC	MS21071-06K	
22NA17A-02	F22NA17A	Equivalent Substitution
22NA17A-02	MS21080-3	9
22NA17A-82BC	F22NA17A	Equivalent Substitution
22NA17A-82BC	MS21080-08K	10
22NA21-22-02	N/A	
22NA21-22-048	N/A	
22NA27-22-02	F22NA27	Equivalent Substitution
22NA27-22-02	NAS1033N3	
22NA27-68-02	F22NA27	Equivalent Substitution

<sup>4</sup> Minimum sheet thickness .025

<sup>5</sup> Equivalent Substitution is permissible when the NAJ( ) nut plate is unavailable.

<sup>6</sup> Minimum sheet thickness .025

<sup>7</sup> Equivalent Substitution is permissible when the NAJ( ) nut plate is unavailable.

<sup>8</sup> Equivalent Substitution is permissible when the NAJ( ) nut plate is unavailable.

<sup>9</sup> "F" prefix (Type II cadmium plate) is also an acceptable alternate to original finish (Type I cadmium plate).

<sup>10</sup> "F" prefix (Type II cadmium plate) is also an acceptable alternate to original finish (Type I cadmium plate).

# ENSTROM TH-28/480 SERIES ILLUSTRATED PARTS CATALOG

22NA27-68-02	NAS1033D3	11
22NA217-22-048	NAS1032P4	
52LHTA51-M82	MS21069-08	
52LHTA51M-82BC	MS21069-08K	
68NA1-02	NAS1023D3	
68NA1-048	F22NA1-048	
68NA1-62BC	NAS1023D06K	
68NA17A-82	NAS1025D08	
68-NA21-68-02	NAS686A3	

**Table E – Solid Rivets**

SOLID RIVET	ALTERNATE	
AN426A( )	MS20426A( )	Equivalent Substitution
AN426AD( )	MS20426AD( )	
AN427M4-7	MS20427M-7	Equivalent Substitution
AN470A( )	MS20470A( )	Equivalent Substitution
AN470AD( )	MS20470AD( )	
MS20427M-7	AN427M4-7	
MS20435M3-8	MS20615-3M8	

**Table F – Blind Rivets**

BLIND RIVET	ALTERNATE	
CCR264SS	MS20605S	
-3-02	-3-W2	Equivalent Substitution
-3-03	-3-W3	
-3-04	-3-W4	
-3-05	-3-W5	
CR2163	NAS1398D	
-4-02	-4-2	Equivalent Substitution
-4-04	-4-4	
CR2249	NAS1738B	
-5-02	-5-2	Equivalent Substitution
-5-03	-5-3	
-5-06	-5-6	
-5-07	-5-7	
-5-08	-5-8	
CR3212	NAS9302B	
-4-02	-4-2	Equivalent Substitution
-4-03	-4-3	
-4-04	-4-4	
-4-05	-4-5	
-5-02	-5-2	
-5-03	-5-3	

CR3213	NAS9301B	
-4-01	-4-1	Equivalent Substitution
-4-02	-4-2	
-4-03	-4-3	
-4-04	-4-4	
-4-05	-4-5	
-4-06	-4-6	
-4-07	-4-7	
-4-09	-4-9	
-5-02	-5-2	
-5-03	-5-3	
-5-04	-5-4	
-6-02	-6-2	
-6-03	-6-3	
-6-04	-6-4	
-6-05	-6-5	

CR9162-4-02	MS20601AD4W2	Equivalent Substitution
-------------	--------------	----------------------------

CR9163	MS20600	
--------	---------	--

-4-01	AD4W1	Equivalent Substitution
-4-02	AD4W2	
-4-03	AD4W3	

MS20426( )	CCR264SS( )	Nutplate Rivet
------------	-------------	----------------

NAS1097( )	CCR244SS( )	Nutplate Rivet
------------	-------------	----------------

NAS1398D5A2	RV1200-5-2	Equivalent Substitution
-------------	------------	----------------------------

NAS1738( )	N/A	
------------	-----	--

RV1200-5-2	NAS1398D5A2	Equivalent Substitution
------------	-------------	----------------------------

SD42BS <sup>12</sup>	CCP-42	
----------------------	--------	--

SD44BS <sup>13</sup>	CCP-44	
----------------------	--------	--

**Table G – Washers**

WASHER	ALTERNATE	
AN935	MS35338	
-4	-40	Equivalent Substitution
-6	-41	
-8	-42	
-8L	-42	
B8L	-99	
-10	-43	
-416	-44	
-416L	-44	

<sup>11</sup> "F" prefix (Type II cadmium plate) is also an acceptable alternate to original finish (Type I cadmium plate).

<sup>12</sup> Commercial Product: SD42BS equivalents include SB4-2, SS D42, SSP-42, SS42F, S/S 42D and 4-2SSD

<sup>13</sup> Commercial Product: SD44BS equivalents include SB4-4, SS D44, SSP-44, SS44F, S/S 44D and 4-SSD

## ENSTROM TH-28/480 SERIES ILLUSTRATED PARTS CATALOG

AN936	MS35333	
A6	-37	Equivalent Substitution
A8	-38	
A10	-39	
A416	-40	
A516	-41	
A616	-42	
A716	-43	
A816	-44	
A1216	-47	
-B4	-29	
AN940-13	MS27183-1	
AN960 <sup>14</sup>	NAS1149	
-3L	FN316P	Equivalent Substitution
-4L	FN416P	
-6	FN632P	
-6L	FN616P	
-8	FN832P	
-8L	FN816P	
-10	F0363P	
-10L	F0332P	
-416	F0463P	
-416L	F0432P	
-516	F0563P	
-516L	F0532P	
-616	F0663P	
-616L	F0632P	
-716	F0763P	
-716L	F0732P	
-816	F0863P	
-916	F0963P	
-1216L	F1232P	
B6	BN632H	
B8	BN832H	
B416L	N/A	
C6	CN632R	
C10	C0363R	
C10L	C0332R	
C416	C0463R	
C416L	C0432R	
C516	C0563R	
C516L	C0532R	

C616L	C0632R	Equivalent Substitution
C816	C0863R	
C1216	C1290R	
C1616	C1690R	
CD6L	N/A	
D3L	DN316H	
D10	D0363H	
D10L	D0316H	
D416	D0463H	
D416L	D0416H	
D516	D0563H	
D516L	D0516H	
D616	D0663H	
D616L	D0616H	
D6L	DN616H	
D8	DN832H	
D8L	DN816H	
D9	DN949H	
KD10L	D0332K	
PD8L	DN816J	
PD10	D0363J	
PD10L	D0316J	
PD416	D0463J	
PD416L	D0416J	
AN960	NAS620	
AN970-( )	N/A	
AN975-( )	N/A	
HARPER	BOKER'S	
3/16	C145712 <sup>15</sup>	Equivalent Substitution
1/4	C102780 <sup>16</sup>	
3/8	C102781 <sup>17</sup>	
HARPER	ECD050	
3/16	-21 <sup>18</sup>	Equivalent Substitution
1/4	-11 <sup>19</sup>	
5/16	-19 <sup>20</sup>	
3/8	-15 <sup>21</sup>	
5/8	-17 <sup>22</sup>	
BOKER'S	ECD050	
C102780	-11	Equivalent Substitution
C102781	-15	
C145712	-21	

<sup>14</sup> Extended AN960 listing is located at the end of this table.

<sup>15</sup> 0.688" OD x 0.203" ID x 0.041", 304 Stainless Steel

<sup>16</sup> 0.69" OD x 0.265" ID x 0.048", 304 Stainless Steel

<sup>17</sup> 1.00" OD x 0.392" ID x 0.062", 316 Stainless Steel

<sup>18</sup> 0.688" OD x 0.203" ID x 0.041", 304 Stainless Steel

<sup>19</sup> 0.69" OD x 0.265" ID x 0.048", 304 Stainless Steel

<sup>20</sup> 0.875" OD x 0.337" ID x 0.062", 316 Stainless Steel

<sup>21</sup> 1.00" OD x 0.392" ID x 0.062", 316 Stainless Steel

<sup>22</sup> 0.625" OD x 0.260" ID x 0.062", 316 Stainless Steel

# ENSTROM TH-28/480 SERIES ILLUSTRATED PARTS CATALOG

C162187	-11	Equivalent Substitution
C162188	-13	
C162189	-15	
C162190	-17	
C162191	-19	
C172152	-23	
C173300	-25	
MS20002-( )	N/A	
MS27183-1	AN940-13	
MS51859-15	N/A	
NAS1149	NAS620	Equivalent Substitution

## Washers, Extended AN960 Listing

PART NUMBERS					
CANCELLED PART NUMBER	SUBSTITUTE PART NUMBER	CANCELLED PART NUMBER	SUBSTITUTE PART NUMBER	CANCELLED PART NUMBER	SUBSTITUTE PART NUMBER
AN960-2L	NAS1149FN216P	AN960C2L	NAS1149CN216R	AN960XC2L	NAS1149CN216B
AN960-2	NAS1149FN232P	AN960C2	NAS1149CN232R	AN960XC2	NAS1149CN232B
AN960-3L	NAS1149FN316P	AN960C3L	NAS1149CN316R	AN960XC3L	NAS1149CN316B
AN960-3	NAS1149FN332P	AN960C3	NAS1149CN332R	AN960XC3	NAS1149CN332B
AN960-4L	NAS1149FN416P	AN960C4L	NAS1149CN416R	AN960XC4L	NAS1149CN416B
AN960-4	NAS1149FN432P	AN960C4	NAS1149CN432R	AN960XC4	NAS1149CN432B
AN960-5	NAS1149FN542P	AN960C5	NAS1149CN542R	AN960XC5	NAS1149CN542B
AN960-6L	NAS1149FN616P	AN960C6L	NAS1149CN616R	AN960XC6L	NAS1149CN616B
AN960-6	NAS1149FN632P	AN960C6	NAS1149CN632R	AN960XC6	NAS1149CN632B
AN960-8L	NAS1149FN816P	AN960C8L	NAS1149CN816R	AN960XC8L	NAS1149CN816B
AN960-8	NAS1149FN832P	AN960C8	NAS1149CN832R	AN960XC8	NAS1149CN832B
AN960-9	NAS1149FN949P	AN960C9	NAS1149CN949R	AN960XC9	NAS1149CN949B
AN960-10L	NAS1149F0332P	AN960C10L	NAS1149C0332R	AN960XC10LL	NAS1149C0316B
AN960-10	NAS1149F0363P	AN960C10	NAS1149C0363R	AN960XC10L	NAS1149C0332B
AN960-11	NAS1149F1165P	AN960C11	NAS1149C1165R	AN960XC10	NAS1149C0363B
AN960-416L	NAS1149F0432P	AN960C416L	NAS1149C0432R	AN960XC11	NAS1149C1165B
AN960-416	NAS1149F0463P	AN960C416	NAS1149C0463R	AN960XC416L	NAS1149C0432B
AN960-516L	NAS1149F0532P	AN960C516L	NAS1149C0532R	AN960XC416	NAS1149C0463B
AN960-516	NAS1149F0563P	AN960C516	NAS1149C0563R	AN960XC516L	NAS1149C0532B
AN960-616LL	NAS1149F0616P	AN960C616LL	NAS1149C0616R	AN960XC516	NAS1149C0563B
AN960-616L	NAS1149F0632P	AN960C616L	NAS1149C0632R	AN960XC616LL	NAS1149C0616B
AN960-616	NAS1149F0663P	AN960C616	NAS1149C0663R	AN960XC616L	NAS1149C0632B
AN960-716L	NAS1149F0732P	AN960C716L	NAS1149C0732R	AN960XC616	NAS1149C0663B
AN960-716	NAS1149F0763P	AN960C716	NAS1149C0763R	AN960XC716LL	NAS1149C0716B
AN960-816L	NAS1149F0832P	AN960C816L	NAS1149C0832R	AN960XC716L	NAS1149C0732B
AN960-816	NAS1149F0863P	AN960C816	NAS1149C0863R	AN960XC716	NAS1149C0763B
AN960-916L	NAS1149F0932P	AN960C916L	NAS1149C0932R	AN960XC816L	NAS1149C0832B
AN960-916	NAS1149F0963P	AN960C916	NAS1149C0963R	AN960XC816	NAS1149C0863B
AN960-1016L	NAS1149F1032P	AN960C1016L	NAS1149C1032R	AN960XC916L	NAS1149C0932B
AN960-1016	NAS1149F1063P	AN960C1016	NAS1149C1063R	AN960XC916	NAS1149C0963B
AN960-1216L	NAS1149F1232P	AN960C1216L	NAS1149C1232R	AN960XC1016L	NAS1149C1032B
AN960-1216	NAS1149F1290P	AN960C1216	NAS1149C1290R	AN960XC1016	NAS1149C1063B
AN960-1416L	NAS1149F1432P	AN960C1416L	NAS1149C1432R	AN960XC1216L	NAS1149C1232B
AN960-1416	NAS1149F1490P	AN960C1416	NAS1149C1490R	AN960XC1216	NAS1149C1290B
AN960-1616L	NAS1149F1632P	AN960C1616L	NAS1149C1632R	AN960XC1416L	NAS1149C1432B
AN960-1616	NAS1149F1690P	AN960C1616	NAS1149C1690R	AN960XC1416	NAS1149C1490B
AN960-1716L	NAS1149F1732P	AN960C1716	NAS1149C1790R	AN960XC1616L	NAS1149C1632B
AN960-1716	NAS1149F1790P	AN960C1816	NAS1149C1890R	AN960XC1616	NAS1149C1690B
AN960-1816L	NAS1149F1832P	AN960C2016	NAS1149C2090R	AN960XC1716	NAS1149C1790B
AN960-1816	NAS1149F1890P	AN960C2116	NAS1149C2190R	AN960XC1816	NAS1149C1890B
AN960-2016L	NAS1149F2032P	AN960C2616	NAS1149C2690R	AN960XC2016	NAS1149C2090B
AN960-2016	NAS1149F2090P	AN960C3016	NAS1149C3090R	AN960XC2116	NAS1149C2190B
AN960-2116L	NAS1149F2132P	AN960C3616	NAS1149C3690R	AN960XC2616	NAS1149C2690B
AN960-2116	NAS1149F2190P	AN960C4016	NAS1149C4090R	AN960XC3016	NAS1149C3090B
AN960-2616L	NAS1149F2632P			AN960XC3616	NAS1149C3690B
AN960-2616	NAS1149F2690P			AN960XC4016	NAS1149C4090B
AN960-3016L	NAS1149F3032P				
AN960-3016	NAS1149F3090P				
AN960-3616L	NAS1149F3632P				
AN960-3616	NAS1149F3690P				
AN960-4016L	NAS1149F4032P				
AN960-4016	NAS1149F4090P				

# ENSTROM TH-28/480 SERIES ILLUSTRATED PARTS CATALOG

## Washers, Extended AN960 Listing

PART NUMBERS					
CANCELLED PART NUMBER	SUBSTITUTE PART NUMBER	CANCELLED PART NUMBER	SUBSTITUTE PART NUMBER	CANCELLED PART NUMBER	SUBSTITUTE PART NUMBER
AN960JD2L	NAS1149DN216J	AN960B2	NAS1149BN232H	AN960KD2L	NAS1149DN216K
AN960JD	NAS1149DN232J	AN960B3	NAS1149BN332H	AN960KD2	NAS1149DN232K
AN960JD3L	NAS1149DN316J	AN960B4	NAS1149BN432H	AN960KD3L	NAS1149DN316K
AN960JD3	NAS1149DN332J	AN960B5	NAS1149BN542H	AN960KD3	NAS1149DN332K
AN960JD4L	NAS1149DN416J	AN960B6	NAS1149BN632H	AN960KD4L	NAS1149DN416K
AN960JD4	NAS1149DN432J	AN960B8	NAS1149BN832H	AN960KD4	NAS1149DN432K
AN960JD5	NAS1149DN542J	AN960B9	NAS1149BN949H	AN960KD5	NAS1149DN542K
AN960JD6L	NAS1149DN616J	AN960B10	NAS1149B0363H	AN960KD6L	NAS1149DN616K
AN960JD6	NAS1149DN632J	AN960B11	NAS1149B1165H	AN960KD6	NAS1149DN632K
AN960JD8L	NAS1149DN816J	AN960B416	NAS1149B0463H	AN960KD8L	NAS1149DN816K
AN960JD8	NAS1149DN832J	AN960B516	NAS1149B0563H	AN960KD8	NAS1149DN832K
AN960JD9	NAS1149DN949J	AN960B616	NAS1149B0663H	AN960KD9	NAS1149DN949K
AN960JD10LL	NAS1149D0316J	AN960B716	NAS1149B0763H	AN960KD10LL	NAS1149D0316K
AN960JD10L	NAS1149D0332J	AN960B816	NAS1149B0863H	AN960KD10L	NAS1149D0332K
AN960JD10	NAS1149D0363J	AN960B916	NAS1149B0963H	AN960KD10	NAS1149D0363K
AN960JD11	NAS1149D1165J	AN960B1016	NAS1149B1063H	AN960KD11	NAS1149D1165K
AN960JD416L	NAS1149D0416J	AN960B1216	NAS1149B1290H	AN960KD416L	NAS1149D0416K
AN960JD416	NAS1149D0463J	AN960B1416	NAS1149B1490H	AN960KD416	NAS1149D0463K
AN960JD516L	NAS1149D0516J	AN960B1616	NAS1149B1690H	AN960KD516L	NAS1149D0516K
AN960JD516	NAS1149D0563J	AN960B1716	NAS1149B1790H	AN960KD516	NAS1149D0563K
AN960JD616L	NAS1149D0616J	AN960B1816	NAS1149B1890H	AN960KD616L	NAS1149D0616K
AN960JD616	NAS1149D0663J	AN960B2016	NAS1149B2090H	AN960KD616	NAS1149D0663K
AN960JD716L	NAS1149D0716J	AN960B2116	NAS1149B2190H	AN960KD716L	NAS1149D0716K
AN960JD716	NAS1149D0763J	AN960B2616	NAS1149B2690H	AN960KD716	NAS1149D0763K
AN960JD816L	NAS1149D0816J	AN960B3016	NAS1149B3090H	AN960KD816L	NAS1149D0816K
AN960JD816	NAS1149D0863J	AN960B3616	NAS1149B3690H	AN960KD816	NAS1149D0863K
AN960JD916L	NAS1149D0916J	AN960B4016	NAS1149B4090H	AN960KD916L	NAS1149D0916K
AN960JD916	NAS1149D0963J			AN960KD916	NAS1149D0963K
AN960JD1016L	NAS1149D1016J			AN960KD1016L	NAS1149D1016K
AN960JD1016	NAS1149D1063J			AN960KD1016	NAS1149D1063K
AN960JD1216L	NAS1149D1216J			AN960KD1216L	NAS1149D1216K
AN960JD1216	NAS1149D1290J			AN960KD1216	NAS1149D1290K
AN960JD1416L	NAS1149D1416J			AN960KD1416L	NAS1149D1416K
AN960JD1416	NAS1149D1490J			AN960KD1416	NAS1149D1490K
AN960JD1616L	NAS1149D1616J			AN960KD1616L	NAS1149D1616K
AN960JD1616	NAS1149D1690J			AN960KD1616	NAS1149D1690K
AN960JD1716L	NAS1149D1716J			AN960KD1716L	NAS1149D1716K
AN960JD1716	NAS1149D1790J			AN960KD1716	NAS1149D1790K
AN960JD1816L	NAS1149D1816J			AN960KD1816L	NAS1149D1816K
AN960JD1816	NAS1149D1890J			AN960KD1816	NAS1149D1890K
AN960JD2016L	NAS1149D2016J			AN960KD2016L	NAS1149D2016K
AN960JD2016	NAS1149D2090J			AN960KD2016	NAS1149D2090K
AN960JD2116L	NAS1149D2116J			AN960KD2116L	NAS1149D2116K
AN960JD2116	NAS1149D2190J			AN960KD2116	NAS1149D2190K
AN960JD2616L	NAS1149D2616J			AN960KD2616L	NAS1149D2616K
AN960JD2616	NAS1149D2690J			AN960KD2616	NAS1149D2690K
AN960JD3016L	NAS1149D3016J			AN960KD3016L	NAS1149D3016K
AN960JD3016	NAS1149D3090J			AN960KD3016	NAS1149D3090K
AN960JD3616L	NAS1149D3616J			AN960KD3616L	NAS1149D3616K
AN960JD3616	NAS1149D3690J			AN960KD3616	NAS1149D3690K
AN960JD4016L	NAS1149D4016J			AN960KD4016L	NAS1149D4016K
AN960JD4016	NAS1149D4090J			AN960KD4016	NAS1149D4090K

# ENSTROM TH-28/480 SERIES ILLUSTRATED PARTS CATALOG

## Washers, Extended AN960 Listing

PART NUMBERS			
CANCELLED PART NUMBER	SUBSTITUTE PART NUMBER	CANCELLED PART NUMBER	SUBSTITUTE PART NUMBER
AN960PD2L	NAS1149DN216J	AN960D2L	NAS1149DN216H
AN960PD2	NAS1149DN232J	AN960D2	NAS1149DN232H
AN960PD3L	NAS1149DN316J	AN960D3L	NAS1149DN316H
AN960PD3	NAS1149DN332J	AN960D3	NAS1149DN332H
AN960PD4L	NAS1149DN416J	AN960D4L	NAS1149DN416H
AN960PD4	NAS1149DN432J	AN960D4	NAS1149DN432H
AN960PD5	NAS1149DN542J	AN960D5	NAS1149DN542H
AN960PD6L	NAS1149DN616J	AN960D6L	NAS1149DN616H
AN960PD6	NAS1149DN632J	AN960D6	NAS1149DN632H
AN960PD8L	NAS1149DN816J	AN960D8L	NAS1149DN816H
AN960PD8	NAS1149DN832J	AN960D8	NAS1149DN832H
AN960PD9	NAS1149DN949J	AN960D9	NAS1149DN949H
AN960PD10L	NAS1149D0316J	AN960D10L	NAS1149D0316H
AN960PD10	NAS1149D0363J	AN960D10	NAS1149D0363H
AN960PD11	NAS1149D1165J	AN960D11	NAS1149D1165H
AN960PD416L	NAS1149D0416J	AN960D416L	NAS1149D0416H
AN960PD416	NAS1149D0463J	AN960D416	NAS1149D0463H
AN960PD516L	NAS1149D0516J	AN960D516L	NAS1149D0516H
AN960PD516	NAS1149D0563J	AN960D516	NAS1149D0563H
AN960PD616L	NAS1149D0616J	AN960D616L	NAS1149D0616H
AN960PD616	NAS1149D0663J	AN960D616	NAS1149D0663H
AN960PD716L	NAS1149D0716J	AN960D716L	NAS1149D0716H
AN960PD716	NAS1149D0763J	AN960D716	NAS1149D0763H
AN960PD816L	NAS1149D0816J	AN960D816L	NAS1149D0816H
AN960PD816	NAS1149D0863J	AN960D816	NAS1149D0863H
AN960PD916L	NAS1149D0916J	AN960D916L	NAS1149D0916H
AN960PD916	NAS1149D0963J	AN960D916	NAS1149D0963H
AN960PD1016L	NAS1149D1016J	AN960D1016L	NAS1149D1016H
AN960PD1016	NAS1149D1063J	AN960D1016	NAS1149D1063H
AN960PD1216L	NAS1149D1216J	AN960D1216L	NAS1149D1216H
AN960PD1216	NAS1149D1290J	AN960D1216	NAS1149D1290H
AN960PD1416L	NAS1149D1416J	AN960D1416L	NAS1149D1416H
AN960PD1416	NAS1149D1490J	AN960D1416	NAS1149D1490H
AN960PD1616L	NAS1149D1616J	AN960D1616L	NAS1149D1616H
AN960PD1616	NAS1149D1690J	AN960D1616	NAS1149D1690H
AN960PD1716L	NAS1149D1716J	AN960D1716L	NAS1149D1716H
AN960PD1716	NAS1149D1790J	AN960D1716	NAS1149D1790H
AN960PD1816L	NAS1149D1816J	AN960D1816L	NAS1149D1816H
AN960PD1816	NAS1149D1890J	AN960D1816	NAS1149D1890H
AN960PD2016L	NAS1149D2016J	AN960D2016L	NAS1149D2016H
AN960PD2016	NAS1149D2090J	AN960D2016	NAS1149D2090H
AN960PD2116L	NAS1149D2116J	AN960D2116L	NAS1149D2116H
AN960PD2116	NAS1149D2190J	AN960D2116	NAS1149D2190H
AN960PD2616L	NAS1149D2616J	AN960D2616L	NAS1149D2616H
AN960PD2616	NAS1149D2690J	AN960D2616	NAS1149D2690H
AN960PD3016L	NAS1149D3016J	AN960D3016L	NAS1149D3016H
AN960PD3016	NAS1149D3090J	AN960D3016	NAS1149D3090H
AN960PD3616L	NAS1149D3616J	AN960D3616L	NAS1149D3616H
AN960PD3616	NAS1149D3690J	AN960D3616	NAS1149D3690H
AN960PD4016L	NAS1149D4016J	AN960D4016L	NAS1149D4016H
AN960PD4016	NAS1149D4090J	AN960D4016	NAS1149D4090H

# ENSTROM TH-28/480 SERIES ILLUSTRATED PARTS CATALOG

<b>Table H – Riv Nuts</b>		
RIV NUT	ALTERNATE	
A8K75	MS27130A13K	Equivalent Substitution
A10K	MS27130	
80	A25K	Equivalent Substitution
116	A99K	
130	A26K	
166	A100K	
216	A101K	
MS27130	A10K	
A25K	80	Equivalent Substitution
A99K	116	
A26K	130	
A100K	166	
A101K	216	
MS27130	NAS1329	
A13K	A8K75	Equivalent Substitution
A25K	A3K80	
A26K	AK130	
MS27130	NAS1330	
A99K	A3K116	Equivalent Substitution
A100K	A3K166	
A101K	A3K216	
NAS1329	MS27130	
A8K75	A13K	Equivalent Substitution
A3K80	A25K	
AK130	A26K	
NAS1330	MS27130	
A3K116	A99K	Equivalent Substitution
A3K166	A100K	
A3K216	A101K	
<b>Table I – Turn Buckles</b>		
TURN BUCKLE	ALTERNATE	
MS21251-( )	N/A	
MS21256-( )	N/A	

<b>Table J – Grommets</b>		
GROMMETS	ALTERNATE	
AN931	MS35489	
-2-9	-2	
-2-16	-3	
-3-5	-4	
-3-9	-134	
-3-10	-5	
-4-7	-6	
-4-12	-7	
-4-16	-8	
-5-9	-9	
-5-12	-10	
-5-13	-118	
-6-10	-11	
-6-16	-12	
-7-11	-13	
-8-13	-14	
-8-20	-15	
-9-13	-16	
-10-14	-17	
-10-20	-18	
-11-16	-19	
-12-17	-20	
-12-20	-135	
-12-23	-21	
-12-26	-120	
-14-20	-22	
-14-26	-121	
-16-22	-23	
-16-30	-24	
-20-38	-25	
-20-40	-26	
-24-28	-27	

# ENSTROM TH-28/480 SERIES ILLUSTRATED PARTS CATALOG

Table K – Cotter Pins	
COTTER PINS	ALTERNATE
AN381	MS24665
-1-6	N/A
-1-8	-22
-1-12	-24
-1-16	-26
-15-5	N/A
-15-6	N/A
-15-7	N/A
-15-8	-58
-15-10	N/A
-15-12	-88
-15-14	N/A
-15-16	-90
-15-20	-91
-15-24	-92
-15-28	-93
-15-32	-94
-2-5	N/A
-2-6	N/A
-2-7	-1013
-2-8	-151
-2-10	-152
-2-12	-153
-2-14	N/A
-2-16	-155
-2-20	-157
-2-24	-159
-2-28	-161
-2-32	-162
-25-8	-227
-25-10	N/A
-25-12	-229
-25-14	N/A
-25-16	-231
-25-18	N/A
-25-20	-233
-25-22	N/A
-25-24	-235
-25-26	N/A
-25-28	-237
-25-32	-238
-3-8	-298
-3-10	N/A
-3-12	-300
-3-14	N/A
-3-16	-302
-3-18	N/A

-3-20	-304
-3-22	N/A
-3-24	-306
-3-26	N/A
-3-28	-308
-3-32	-309
-4-8	-366
-4-12	-368
-4-14	N/A
-4-16	-370
-4-18	N/A
-4-20	-372
-4-22	N/A
-4-24	374
-4-26	N/A
-4-28	-376
-4-32	-377
-4-36	-378
-5-8	N/A
-5-12	-436
-5-16	-437
-5-18	N/A
-5-20	-439
-5-22	N/A
-5-24	-441
-5-26	N/A
-5-28	-443
-5-32	-444
-5-36	-445
-5-40	-446
-6-24	-513
-6-26	N/A
-6-28	-515
-6-32	-516
-6-36	-517
-6-40	-518
-6-48	-520
-7-32	-580
-7-36	-581
-7-40	-582
-8-32	-640
-8-36	-641
-8-40	-642
-8-48	-643
-8-56	-644
-8-64	-645
-10-32	-701
-10-36	-702
-10-40	-703

# ENSTROM TH-28/480 SERIES ILLUSTRATED PARTS CATALOG

Table L – Clamps (Nylon)		
CLAMPS	ALTERNATE	
1/8-6NA	CCH12-S10	
1/4-6NA	CCH25-S10	
3/8-6NA	CCH38-S10	
1/2-6NA	CCH50-S10	
5/8-6NA	CCH62-S10	
3/4-6NA	CCH75-S10	
7/8-6NA	CCH87-S10	
1-6NA	CCH100-S10	
439-SS4-8-2-6	NAS1714C3-4NW	Equivalent Substitution
Table M – Cable Ties		
CABLE TIE	ALTERNATE	
SST2S-( ) <sup>23</sup>	CBR3S-M	Equivalent Substitution
SST1.5I-( ) <sup>1</sup>	CBR3I-M or CBR1.5I-M	
SST1M-( ) <sup>1</sup>	CBR1M-M or CBR2M-M	
ILT2S-M	CBR3S-M	
ILT1.5I-M	CBR3I-M or CBR1.5I-M	
ILT1M-M	CBR1M-M or CBR2M-M	
Table N – U-Channel (Rubber)		
U-CHANNEL	ALTERNATE	
X-142	AX-142P	Equivalent Substitution
X-142 <sup>24</sup>	GE52-C69 GEE36FR-C GEE62FR-C GEE36FR-CY GEE62FR-CY	Equivalent Substitution
Table O – Shrink Tubing		
SHRINK TUBING	ALTERNATE	
3028-3/32	FIT-221V-3/32	Equivalent Substitution
3028-1/8	FIT-221V-1/8	
3028-1/4	FIT-221V-1/4	
3028-3/8	FIT-221V-3/8	
FIT-221V-1/2	N/A	
FIT-221V-3/4	N/A	
FIT-221V-1	N/A	

FIT-221V-1 1/2	N/A	
FIT221V-3/16AL	N/A	
Table P – Ring Tongue Terminals		
RING TONGUE TERMINAL	ALTERNATE <sup>25</sup> , <sup>26</sup>	ALTERNATE
AA	19073	MS25036
-820-04	0007	-148
-821-06	0011	-102
-821-08	0013	-149
-821-10	0017	-103
-822-10	0022	-103
-822-14	0024	-150
-822-56	0027	-104
-832-06	0038	-102
BB	19073	MS20659/MS25036
-523-04	N/A	MS25036-152
-525-14	N/A	MS25036-154
-537-04	N/A	MS20659-152
-537-10	N/A	MS25036-108
-818-38	0059	MS25036-110
-825-14	0076	MS25036-154
-825-56	0079	MS25036-109
-837-06	0083	MS25036-107
-837-08	0085	MS25036-153
-837-10	0087	MS25036-108
C	19073	MS25036
-528-08	0110	-156
-528-10	0113	-112
-530-56	0123	-113
-540-38	0139	-114
-828-06	0160	-111
-828-08	0165	-156
-828-10	0170	-112
-830-14	0188	-157
-830-56	0200	-113
-836-06	0216	N/A
-840-38	0236	-114
D	19067	MS25036
-750-14	0008	-116
-751-56	0025	-117
-756-06	0035	N/A
-756-08	0037	N/A

<sup>23</sup> Suffix may either be -MP or -P.

<sup>24</sup> Substitution to GE( ) or GEE( ) permitted only for interior non-aesthetic areas.

<sup>25</sup> ETC/Molex manufacturer nomenclature update.

<sup>26</sup> Additional dash no. (-) within the P/N or additional zero (0) P/N prefix may be purchased to accommodate manufacturer's database/catalog.

# ENSTROM TH-28/480 SERIES ILLUSTRATED PARTS CATALOG

E	19193/19067	MS25036	
-360-14	191930248	-120	
-760-14	190670071	-120	
-760-56	N/A	-121	
-960-56	190670073	-121	
F	19193	MS20659	
-366-14	0261	-111	
-366-38	0264	-112	
-366-56	0267	-132	
-367-10	0273	-144	
-367-14	0275	-111	
-367-56	0278	-132	
G	19193	MS20659	
-375-14	0305	-113	
-375-38	0307	-114	
-375-56	0309	-147	
M	N/A	MS25036	
-8113-04	N/A	-144	
-8118-06	N/A	-145	
-8118-08	N/A	-146	
<b>Table Q – Retaining Ring</b>			
<b>RETAINING RING</b>	<b>ALTERNATE</b>		
N5100-78-S-PP	ON78EXTSP (Meyer)		
N5002-268-PP	ON268INVSP		
<b>Table R – Cushioned Clamps</b>			
<b>CLAMP</b>	<b>ALTERNATE</b>		
MS21919( ) <sup>27</sup>	MS21919W( )		
MS21919DG( )	MS21919CJ( )		
MS21919WDG( )	MS21919WCJ( )		
<b>Table S – Plusnut</b>			
<b>PLUSNUT</b>	<b>ALTERNATE</b>		
S8P-270	S8P270ZK	Equivalent Substitution	
<b>Table T – Solder Sleeve Shield Terminator</b>			
<b>SOLDER SLEEVE SHIELD TERMINATOR</b>	<b>ALTERNATE</b>		
ST63-2-00	M83519/1-2		
ST63-3-00	M83519/1-3		
ST63-4-00	M83519/1-4		
ST63-5-00	M83519/1-5		

<b>Table U – Plug, Pipe – Countersink Hex Head</b>		
<b>PLUG, PIPE</b>	<b>ALTERNATE</b>	
AN932-( )	MS27769-( )	
<b>Table V – Clip Nut</b>		
<b>CLIP NUT</b>	<b>ALTERNATE</b>	
RM52LHA4972802	13100000-5	
<b>Table W – Plug and Bleeder – Screw Thread</b>		
<b>PLUG AND BLEEDER</b>	<b>ALTERNATE</b>	
AN814-2D	AS5169D02	
AN814-2DL	AS5169D02L	
AN814-3DL	AS5169D03L	
AN814-4DL	AS5169D04L	
AN814-5DL	AS5169D05L	
AN814-6DL	AS5169D06L	
AN814-8DL	AS5169D08L	
<b>Table X – Pin, Retaining, Safety</b>		
<b>PIN, RETAINING, SAFETY</b>	<b>ALTERNATE</b>	
AN416-1	A-A-55488-1	
AN416-2	A-A-55488-2	
<b>Table Y – Quarter Turn Fastener</b>		
<b>QUARTER TURN FASTENER</b>	<b>ALTERNATE</b>	
AW4-( )	AJW4-( )	Equivalent Substitution
AW4-( )	D4-AJW4-( )	
<b>Table Z – Quick Disconnect Terminal</b>		
<b>TERMINAL</b>	<b>ALTERNATE</b>	
AA-2201	19003-0001	Equivalent Substitution
AA-2202	19003-0011	
AA-2204	19003-0024	
AA-8137	19019-0006	
BB-2206	19003-0040	
BB-8132	19019-0022	
C-2265	19005-0010	

<sup>27</sup> MS21919F series clamps not permitted for use or substitution.

# ENSTROM TH-28/480 SERIES ILLUSTRATED PARTS CATALOG

<b>Table AA – Plug (BNC, TNC, N)</b>		
PLUG	ALTERNATE	
225345-6	5-225345-6	Equivalent Substitution
225392-2	5225392-2	
225395-6	5225395-6	
225395-7	5225395-7	
225396-7	5225396-7	
225554-6	5225554-6	
225699-1	5225699-1	
225973-4	5225973-4	
UG-89A/U	031-5	
	31-5	
	UG-89/U	
<b>Table AB – Roll Pin</b>		
ROLL PIN	ALTERNATE	
( )S-094-0625	MS16562-215	
<b>Table AC – Sleeve, Coupling</b>		
SLEEVE, COUPLING	ALTERNATE	
AN819-( )	MS20819-( )	
MS20819-( )	MS20819-( )J	
<b>Table AD – Clevis Pin</b>		
CLEVIS PIN	ALTERNATE	
AN393-( )	MS20392-2C( )	
AN394-( )	MS20392-3C( )	
AN395-( )	MS20392-4C( )	
<b>Table AE – Quarter (1/4) Turn Fastener Receptacle</b>		
QUARTER (1/4) TURN FASTENER RECEPTACLE	ALTERNATE	
S4-200	1219-4200-Z3Y	
<b>Table AF – Sleeve, Flared Tube Fitting</b>		
SLEEVE, FLARED TUBE FITTING	ALTERNATE	
AN819-( )	MS20819-( )	Equivalent Substitution
MS20819-( )	AS5176-( )	Equivalent Substitution
<b>Table AG – 3.5mm Phone Jack</b>		
3.5mm PHONE JACK	ALTERNATE	
161-3402-E	161-3402-L 156-3402SHA-E	Equivalent Substitution

<b>Table AH – Grease Fitting</b>		
GREASE FITTING	ALTERNATE	
1637-B	H1637Z3	Equivalent Substitution
1637-B1	H1637Z3	
1641-B	H1641Z3	
1911-B	H1911Z3	
1911-B1	H1911Z3	
<b>Table AI – Terminal Lug</b>		
TERMINAL LUG	ALTERNATE	
D-436	M81824/	
-36	1-1	Equivalent Substitution
-37	1-2	
-38	1-3	