

INTENTIONALLY LEFT BLANK

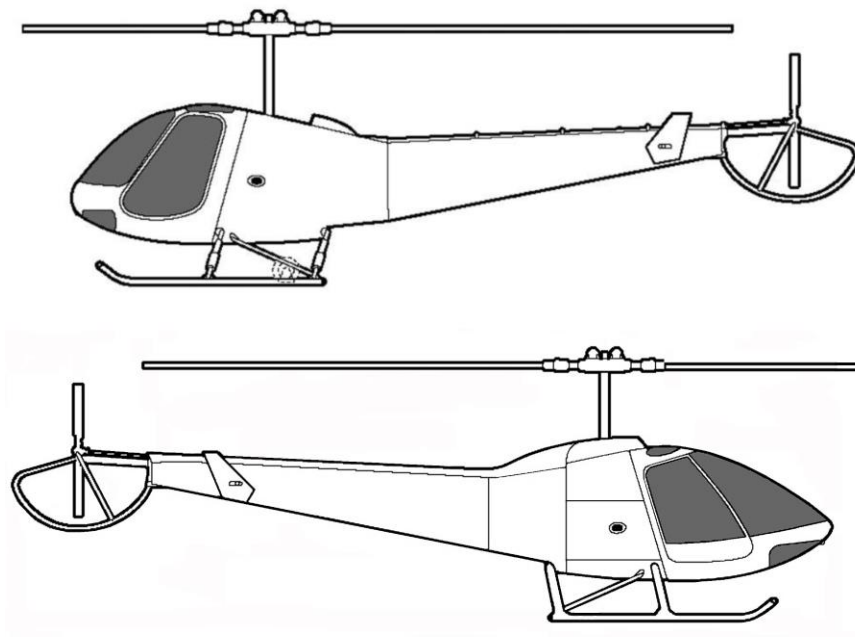
UNCONTROLLED COPY WHEN DOWNLOADED OR PRINTED

Visit www.enstromhelicopter.com for instructions to order an original manual and to register for email notification of updates.



**ENSTROM F-28/280 SERIES
ILLUSTRATED PARTS CATALOG
1987 EDITION**

**MODEL EFFECTIVITY:
F-28A, 280, F-28C, 280C, F-28F, 280F, AND 280FX**



Download an electronic copy of this manual from the Technical Support page at www.enstromhelicopter.com.

Copyright 1987-2024
The Enstrom Helicopter Corporation
2209 22nd Street
Menominee, Michigan 49858-3515

Telephone: 906-863-1200
Fax: 906-863-6821

UNCONTROLLED COPY WHEN DOWNLOADED OR PRINTED

ENSTROM F-28/280 SERIES ILLUSTRATED PARTS CATALOG

RECOMMENDED CHANGE REPORT

This Illustrated Parts Catalog (IPC) is prepared and distributed by The Enstrom Helicopter Corporation and is intended for use by personnel responsible for maintaining Enstrom F28A, 280, F28C, 280C, F28F, 280F, and 280FX helicopters. This manual is periodically revised. If, in the opinion of the user, any information has been omitted or requires clarification, please direct your comments to Enstrom via this form (duplicate) or other similar form. Send the recommended changes to:

Technical Publications
The Enstrom Helicopter Corporation
2209 22nd Street
Menominee, MI 49858-3515

Manual Identification: Enstrom F-28/280 Series Illustrated Parts Catalog

Manual Date: 1987

Revision Number and Date: _____

Aircraft Model: _____

Recommended Change:

ENSTROM F-28/280 SERIES ILLUSTRATED PARTS CATALOG

TABLE OF CONTENTS

Figure	Description	Page
	Title Page	i
	Recommended Change Report	ii
	Table of Contents	iii
	Effective Page List	ix
	Part Number Index	xviii
SECTION 1 – INTRODUCTION		
	Scope	1-2
	Introductory Information	1-2
	Detailed Parts List	1-3
	Appendices	1-4
SECTION 2 – PARTS ORDERING INFORMATION		
	General	2-2
	Parts Orders	2-2
	Shipment	2-3
	Emergency Requirements	2-3
	Credit Terms	2-3
SECTION 3 – POWER PLANT		
	Cover Page	3-1
	Table of Contents	3-1
3-1	Air Induction System (F-28A)	3-2
3-2	Air Induction System	3-4
3-3	Turbocharger Induction System	3-8
3-4	Fuel Nozzle Air Vent System	3-13
3-5	Engine Vent Installation	3-16
3-5A	Magneto Cooling Installation	3-18
3-6	Oil Cooler Installation (A Models)	3-21
3-7	Oil Cooler Installation (C, F Models)	3-24
3-8	Turbocharger Oil Lines	3-28
3-9	Oil Fill Tube Installation	3-31
3-10	Throttle and Mixture Control Installation (A, C Models)	3-34
3-11	Throttle Correlator Assembly (F Models)	3-40
3-12	Throttle Correlator Installation (F Models)	3-44
3-13	Dual Throttle Control Installation (F Models)	3-46
3-14	Throttle Cable Installation (F Models)	3-48
3-15	Mixture Cable Installation (F Models)	3-50
3-16	Fire Curtain Assembly (All Models)	3-53
3-17	Fire Curtain Installation (All Models)	3-55
3-18	Engine Fan Shroud Assembly (A Models)	3-59
3-19	Engine Fan Shroud Assembly (C Models)	3-63
3-20/A/B	Engine Fan Shroud Assembly (C, F Models)	3-66
3-21	Cooling Fan and Alternator Installation	3-96

UNCONTROLLED COPY WHEN DOWNLOADED OR PRINTED

ENSTROM F-28/280 SERIES ILLUSTRATED PARTS CATALOG

TABLE OF CONTENTS

Figure	Description	Page
3-22	Engine Fuel System (A Models)	3-98
3-23	Engine Fuel System (C, F Models)	3-103
3-24	Main Fuel System	3-108
3-25	Fuel Level Sending Unit	3-115
3-26	Fuel Shutoff Valve Assembly	3-117
3-27	Exhaust System Installation (A Models)	3-120
3-28	Exhaust System Installation (C, F Models)	3-122
3-29	Turbocharger Mount Installation	3-127
3-30	Engine Mount Assembly	3-130
3-31	Engine Components	3-132

SECTION 4 – MAIN ROTOR SYSTEM

	Cover Page	4-1
	Table of Contents	4-1
4-1	Main Rotor Hub Assembly	4-2
4-2	Main Rotor Blade and Retention Assembly	4-6
4-2.1	Retention Assembly (STC SR03465CH)	4-10.1
4-3	Flapping Pin and Damper Installation	4-11
4-4	Hydraulic Damper Assembly (28-14375-101)	4-13

SECTION 5 – BELT DRIVE ASSEMBLY

	Cover Page	5-1
	Table of Contents	5-1
5-1	Belt Tension Assembly and Installation	5-2
5-2	Spring Housing Assembly	5-7
5-3	Idler Pulley and Support Assembly	5-9
5-4	Jack Strut and Pulley Assembly	5-15
5-5	Main Drive Engagement Control System	5-21
5-6	Main Rotor Gearbox Installation	5-25
5-7	Main Rotor Transmission Seal Retainer Assembly	5-30

SECTION 6 – ELECTRICAL SYSTEM

	Cover Page	6-1
	Table of Contents	6-1
6-1	Electrical Components (F-28A, 280)	6-2
6-2	Electrical Panels	6-5
6-3	12 Volt Battery Over-Current Breaker Installation	6-9
6-4	Landing Light and Anti-Collision Light (F-28A)	6-11
6-5	Night Lighting Kit (280 Models)	6-18
6-6	Strobe And Position Light Installation (C, F Models)	6-22
6-7	Forward Landing Light Installation (F-28C, F-28F)	6-28
6-8	Forward Landing Light Installation (280 Series)	6-31
6-9	Battery Installation (F-28A, 280)	6-33
6-10	12 Volt Battery Installation (C, F, FX Models)	6-35
6-11	Annunciator Systems Installation	6-37
6-12	Fuse Panel (F-28F, 280FX)	6-41

UNCONTROLLED COPY WHEN DOWNLOADED OR PRINTED

ENSTROM F-28/280 SERIES ILLUSTRATED PARTS CATALOG

TABLE OF CONTENTS

Figure	Description	Page
6-13	24 Volt Battery Installation (All Models)	6-43
6-14	Trim Relay Installation 24 Volt (F-28F, 280FX)	6-48

SECTION 7 – STRUCTURES

	Cover Page	7-1
	Table of Contents	7-1
7-1	Windows, Doors and Compartment Enclosures (F-28A, F-28C, F-28F)	7-3
7-2	Window Installation (F-28A, F-28C, F-28F)	7-13
7-3	Sliding Window Vent Installation (F-28F)	7-15
7-4	Door Assembly and Installation (F-28F S/N 745 & Sub)	7-19
7-5	Windows, Doors, and Compartment Enclosures (280, 280C, 280F, 280FX)	7-27
7-6	280FX Cabin Doors Assembly/Installation	7-37
7-7	280FX Cabin Closeout Installation	7-43
7-8	Cowling (F-28A, F-28C)	7-45
7-9	Cowling (280, 280C)	7-49
7-10	Cowling (F-28F, 280FX)	7-53
7-11	Engine Compartment Enclosures	7-61
7-12	Three-Piece Airscoop	7-65
7-13	Cabin Installation and Pylon and Tailcone Assembly	7-67
7-14	Tailcone Bulkhead and Skin Enclosures	7-71
7-15	Stabilizer and Tailcone Extension (F-28A, F-28C, F-28F)	7-75
7-16	Stabilizer and Tailcone Extension (280, 280C, 280F)	7-79
7-17	Stabilizer and Tailcone Extension (F-28F, 280FX)	7-83
7-18	Tail Rotor Drive Shaft Cover	7-87
7-19	Pylon Assembly to Landing Gear	7-91
7-20	Landing Gear Assembly	7-93
7-21	Oleo Strut Assembly	7-101
7-22	Landing Gear Fairings	7-105

SECTION 8 – FLIGHT CONTROLS

	Cover Page	8-1
	Table of Contents	8-1
8-1	Lower Swashplate Assembly	8-2
8-2	Lower Swashplate Installation	8-3
8-3	Lower Swashplate Control Rod Attachment	8-5
8-3A	Upper Swashplate Assembly & Control Attachment	8-6
8-4	Main Rotor Pitch Change Controls	8-7
8-5	Cyclic Control Assembly	8-8
8-5A	Cyclic Control Stick Assembly	8-18
8-6	Trim Spring Mechanical Installation	8-21
8-6A	Lateral and Longitudinal Bias Spring Installation	8-23
8-7	Lateral Trim With Bias Spring Installation	8-25
8-8	Trim Actuator Capsule Installation	8-27
8-9	Lateral Trim Assembly	8-29
8-10	Longitudinal Trim Assembly	8-32
8-11	Collective Trim, Spring Capsule	8-35
8-12	Co-Pilots Collective Assembly (F-28A, 280, F-28C, 280C)	8-37

UNCONTROLLED COPY WHEN DOWNLOADED OR PRINTED

ENSTROM F-28/280 SERIES ILLUSTRATED PARTS CATALOG

TABLE OF CONTENTS

Figure	Description	Page
8-13	Pilots Collective Assembly (F-28A, 280, F-28C, 280C)	8-39
8-14	Co-Pilot Collective Assembly (F-28F, 280F, 280FX)	8-41
8-15	Pilot Collective Assembly (F-28F, 280F, 280FX)	8-45
8-16	Collective Stick Elect/Mech Assembly, Right Hand (F-28F, 280F, 280FX)	8-49
8-17	Collective Stick Elect/Mech Assembly, Left Hand (F-28F, 280F, 280FX)	8-53
8-18	Collective Control System Torque Shaft Assembly (F-28A, 280)	8-57
8-19	Collective Control System Torque Shaft Assembly (F-28A, 280, F-28C, 280C)	8-61
8-20	Collective Control Reversing Bellcrank, Push-Pull Rod Attachment, and Bellcrank Pivot	8-63
8-21	Collective Stick Friction Control	8-69

SECTION 9 – FURNISHINGS

	Cover Page	9-1
	Table of Contents	9-1
9-1	Cabin Seat Assembly	9-2
9-2	Cabin Furnishings (Non-Production Models)	9-5
9-3	Cabin Furnishings and Fire Extinguisher	9-8
9-4	280F/FX Cabin Furnishings	9-13
9-5	Cabin Furnishings – Passenger Restraint System	9-18

SECTION 10 – UTILITY SYSTEMS

	Cover Page	10-1
	Table of Contents	10-1
10-1	Cabin Heating Installation (F-28A)	10-2
10-2	Cabin Heating Installation (280)	10-4
10-3	Cabin Heating Installation (F-28C, 280C)	10-7
10-4	Cabin Heating Installation (Current Production)	10-10

SECTION 11 – INSTRUMENTS

	Cover Page	11-1
	Table of Contents	11-1
11-1	Early F-28A Instrument Panels	11-2
11-2	F-28C Instrument Panel Installation	11-6
11-3	280C and 280F Instrument Panel Installation	11-10
11-4	280 Instrument Panel Installation	11-15
11-5	F-28F and 280FX Instrument Panel Installation (12V)	11-19
11-6	F-28F and 280FX Instrument Panel Installation (24V)	11-26
11-7	F-28F Instrument Panel Installation (24V) (F-28F S/N 833 and Subsequent)	11-31
11-8	280FX Instruments and Instrument Panel (280FX S/N 2166 and Prior)	11-40
11-9	280FX Instruments and Instrument Panel (280FX S/N 2167 and Subsequent)	11-50
11-10	F-28A and 280 Instrument Line Pylon Location	11-58
11-11	Pitot Static System Installation	11-60
11-12	Instrument Lines Cabin and Panel	11-63
11-13	F-28A and 280 Instrument Lines Cabin and Panel	11-65

UNCONTROLLED COPY WHEN DOWNLOADED OR PRINTED

ENSTROM F-28/280 SERIES ILLUSTRATED PARTS CATALOG

TABLE OF CONTENTS

Figure	Description	Page
11-14	Instrument Line Installation	11-67
11-15	Instrument/System Line Installation	11-70
11-16	Turbine Inlet Temperature Indicator Installation	11-75
11-17	Graphic Engine Monitor	11-77
11-18	Mechanical Tachometer Drive Installation	11-80
11-19	EDM-700-4C Installation	11-83
11-20	Placard Bracket Installation	11-90
11-21	Placard Installation	11-94
11-22	280FX SIRS Compass Installation	11-113

SECTION 12 – TAIL ROTOR

	Cover Page	12-1
	Table of Contents	12-1
12-1	Tail Rotor Transmission Assembly	12-3
12-2	Flex Coupling Installation	12-7
12-3	Tail Rotor Hanger Bearing Installation	12-11
12-4	Rotor Tachometer Assembly	12-13
12-5	Tail Rotor Blade Control Installation	12-17
12-6	Tail Rotor Pitch Link Assembly	12-29
12-7	Tail Rotor Mechanical Controls (Right Hand Gearbox)	12-33
12-8	Tail Rotor Mechanical Controls (Left Hand Gearbox)	12-37
12-9	28-15018-3 Tail Rotor Assembly	12-41
12-10	28-150000-7, -10 Tail Rotor Assembly	12-45
12-11	28-150050-2 Tail Rotor Assembly	12-49
12-12	28-150073-1, -5 Tail Rotor Assembly – Obsolete	12-53
12-13	28-150079-1, -5 Tail Rotor Assembly	12-57

SECTION 13 – SHIMS

	Cover Page	13-1
	Table of Contents	13-1
13-1	Index of Enstrom Helicopter Shims	13-2

APPENDIX A – EQUIVALENT PARTS

	Introduction	A-3
	Equivalent Parts Tables	A-3

APPENDIX B – STANDARD HARDWARE SUBSTITUTIONS

	Cover Page	B-1
	Table of Contents	B-1
	Introduction	B-2
	Acceptable Substitution Conditions	B-2
	Hardware Tables	B-2
	<i>Table A – Bolts</i>	B-3
	<i>Table B – Screws</i>	B-5
	<i>Table C – Nuts</i>	B-7

UNCONTROLLED COPY WHEN DOWNLOADED OR PRINTED

ENSTROM F-28/280 SERIES ILLUSTRATED PARTS CATALOG

TABLE OF CONTENTS

Figure	Description	Page
	<i>Table D – Nut Plates</i>	B-8
	<i>Table E – Solid Rivets</i>	B-10
	<i>Table F – Blind Rivets</i>	B-10
	<i>Table G – Washers</i>	B-11
	<i>Table H – Rivnuts</i>	B-12
	<i>Table I – Turnbuckles</i>	B-13
	<i>Table J – Grommets</i>	B-13
	<i>Table K – Cotter Pins</i>	B-13
	<i>Table L – Clamps (Nylon)</i>	B-14
	<i>Table M – Cable Ties</i>	B-14
	<i>Table N – U-Channel (Rubber)</i>	B-15
	<i>Table O – Shrink Tubing</i>	B-15
	<i>Table P – Ring Tongue Terminals</i>	B-16
	<i>Table Q – Retaining Rings</i>	B-18
	<i>Table R – Cushioned Clamps</i>	B-18
	<i>Table S – Plusnuts</i>	B-18
	<i>Table T – Solder Sleeve Shield Terminator</i>	B-18
	<i>Table U – Plug, Pipe – Countersink Hex Head</i>	B-18
	<i>Table V – Clip Nut</i>	B-18
	<i>Table W – Plug and Bleeder – Screw Thread</i>	B-18
	<i>Table X – Pin, Retaining, Safety</i>	B-18
	<i>Table Y – Quarter Turn Fastener</i>	B-18
	<i>Table Z – Quick Disconnect Terminal</i>	B-18
	<i>Table AA – Plug (BNC, TNC, N)</i>	B-19
	<i>Table AB – Roll Pin</i>	B-19
	<i>Table AC – Sleeve, Coupling</i>	B-19
	<i>Table AD – Clevis Pin</i>	B-19
	<i>Table AE – Quarter (1/4) Turn Fastener Receptacle</i>	B-19
	<i>Table AF – Sleeve, Flared Tube Fitting</i>	B-19
	<i>Table AG – Washers, Extended AN960 Listing</i>	B-20

ENSTROM F-28/280 SERIES ILLUSTRATED PARTS CATALOG

EFFECTIVE PAGE LIST

Page	Date	Page	Date
i	Apr 16/24	I	Aug 29/24
ii	Aug 21/19	li	Aug 29/24
iii	Apr 16/24	lii	Aug 29/24
iv	Apr 16/24	liii	Aug 29/24
v	Aug 29/24	liiv	Aug 29/24
vi	Aug 29/24	lv	Aug 29/24
vii	Aug 29/24	lvi	Aug 29/24
viii	Aug 29/24	lvii	Aug 29/24
ix	Aug 29/24	lviii	Aug 29/24
x	Aug 29/24	lix	Aug 29/24
xi	Aug 29/24	lx	Aug 29/24
xii	Aug 29/24	lxi	Aug 29/24
xiii	Aug 29/24	lxii	Aug 29/24
xiv	Aug 29/24	lxiii	Aug 29/24
xv	Aug 29/24	lxiv	Aug 29/24
xvi	Aug 29/24	lxv	Aug 29/24
xvii	Aug 29/24	lxvi	Aug 29/24
xviii	Aug 29/24	lxvii	Aug 29/24
xix	Aug 29/24	lxviii	Aug 29/24
xx	Aug 29/24	lxix	Aug 29/24
xxi	Aug 29/24	lxx	Aug 29/24
xxii	Aug 29/24	lxxi	Aug 29/24
xxiii	Aug 29/24	lxxii	Aug 29/24
xxiv	Aug 29/24	lxxiii	Aug 29/24
xxv	Aug 29/24	lxxiv	Aug 29/24
xxvi	Aug 29/24	lxxv	Aug 29/24
xxvii	Aug 29/24	lxxvi	Aug 29/24
xxviii	Aug 29/24	lxxvii	Aug 29/24
xxix	Aug 29/24	lxxviii	Aug 29/24
xxx	Aug 29/24	lxxix	Aug 29/24
xxxi	Aug 29/24	lxxx	Aug 29/24
xxxii	Aug 29/24	lxxxi	Aug 29/24
xxxiii	Aug 29/24	lxxxii	Aug 29/24
xxxiv	Aug 29/24	lxxxiii	Aug 29/24
xxxv	Aug 29/24	lxxxiv	Aug 29/24
xxxvi	Aug 29/24	lxxxv	Aug 29/24
xxxvii	Aug 29/24	lxxxvi	Aug 29/24
xxxviii	Aug 29/24	lxxxvii	Aug 29/24
xxxix	Aug 29/24	lxxxviii	Aug 29/24
xl	Aug 29/24	lxxxix	Aug 29/24
xli	Aug 29/24	xc	Aug 29/24
xlii	Aug 29/24	xc i	Aug 29/24
xliiii	Aug 29/24	xcii	Aug 29/24
xliv	Aug 29/24	xciii	Aug 29/24
xlv	Aug 29/24	xciv	Aug 29/24
xlvi	Aug 29/24	xcv	Aug 29/24
xlvii	Aug 29/24	xcvi	Aug 29/24
xlviii	Aug 29/24	xcvii	Aug 29/24
xlix	Aug 29/24		

UNCONTROLLED COPY WHEN DOWNLOADED OR PRINTED

ENSTROM F-28/280 SERIES ILLUSTRATED PARTS CATALOG

EFFECTIVE PAGE LIST

Page	Date	Page	Date
xcviii	Aug 29/24	3-22	Apr 22/19
xcix	Aug 29/24	3-23	Apr 22/19
c	Aug 29/24	3-24	Apr 22/19
ci	Aug 29/24	3-25	Aug 29/24
cii	Aug 29/24	3-26	Aug 29/24
ciii	Aug 29/24	3-27	Aug 29/24
civ	Aug 29/24	3-28	Apr 22/19
cv	Aug 29/24	3-29	Feb 27/23
cvi	Aug 29/24	3-30	Feb 27/23
cvii	Aug 29/24	3-31	Apr 22/19
cviii	Aug 29/24	3-32	Apr 22/19
cix	Aug 29/24	3-33	Apr 22/19
cx	Aug 29/24	3-34	Aug 29/24
cxI	Aug 29/24	3-35	Apr 22/19
cxii	Aug 29/24	3-36	Apr 22/19
cxiii	Aug 29/24	3-37	Apr 22/19
cxiv	Aug 29/24	3-38	Aug 29/24
cxv	Aug 29/24	3-39	Apr 22/19
cxvi	Aug 29/24	3-40	Apr 22/19
1-1	Apr 22/19	3-41	Nov 8/23
1-2	Feb 27/23	3-42	Nov 8/23
1-3	Apr 22/19	3-43	Nov 8/23
1-4	Apr 22/19	3-43.1	Nov 8/23
2-1	Apr 22/19	3-43.2	Nov 8/23
2-2	Apr 22/19	3-44	Apr 22/19
2-3	Apr 22/19	3-45	Apr 22/19
2-4	Apr 22/19	3-46	Apr 22/19
3-1	Apr 16/24	3-47	Apr 22/19
3-2	Apr 22/19	3-48	Apr 22/19
3-3	Apr 22/19	3-49	Apr 22/19
3-4	Apr 22/19	3-50	Apr 22/19
3-5	Apr 22/19	3-51	Apr 22/19
3-6	Apr 22/19	3-52	Apr 22/19
3-7	Feb 27/23	3-53	Apr 22/19
3-8	Feb 27/23	3-54	Apr 22/19
3-9	Apr 22/19	3-55	Apr 22/19
3-10	Feb 27/23	3-56	Apr 22/19
3-11	Apr 22/19	3-57	Apr 22/19
3-12	Apr 22/19	3-58	Apr 22/19
3-13	Feb 27/23	3-59	Apr 22/19
3-14	Feb 27/23	3-60	Apr 22/19
3-15	Feb 27/23	3-61	Apr 22/19
3-16	Apr 22/19	3-62	Apr 22/19
3-17	Apr 16/24	3-63	Apr 22/19
3-18	Apr 16/24	3-64	Apr 22/19
3-19	Apr 16/24	3-65	Apr 22/19
3-20	Apr 16/24	3-66	Apr 22/19
3-21	Apr 22/19	3-67	Apr 22/19
		3-68	Feb 27/23

UNCONTROLLED COPY WHEN DOWNLOADED OR PRINTED

ENSTROM F-28/280 SERIES ILLUSTRATED PARTS CATALOG

EFFECTIVE PAGE LIST

Page	Date	Page	Date
3-69	Apr 22/19	3-114	Apr 16/24
3-70	Feb 27/23	3-115	Apr 22/19
3-71	May 17/23	3-116	Apr 22/19
3-72	Feb 27/23	3-117	Apr 22/19
3-73	Feb 27/23	3-118	Apr 16/24
3-74	Feb 27/23	3-119	Apr 16/24
3-75	Apr 16/24	3-120	Apr 22/19
3-76	Feb 27/23	3-121	Apr 22/19
3-77	Feb 27/23	3-122	Apr 22/19
3-78	Feb 27/23	3-123	Aug 21/19
3-79	Apr 22/19	3-124	Aug 29/24
3-80	Apr 22/19	3-125	Apr 22/19
3-81	Feb 27/23	3-126	Nov 8/23
3-82	Feb 27/23	3-127	Apr 22/19
3-83	Apr 16/24	3-128	Apr 22/19
3-84	Apr 16/24	3-129	Apr 22/19
3-85	Apr 16/24	3-130	Apr 22/19
3-85.1	Apr 16/24	3-131	Apr 22/19
3-85.2	Feb 27/23	3-132	Aug 21/19
3-86	Feb 27/23	3-133	Aug 21/19
3-87	Apr 22/19	3-134	Aug 21/19
3-88	Aug 21/19	4-1	Feb 27/23
3-89	Apr 22/19	4-2	Apr 22/19
3-90	Apr 22/19	4-3	Apr 22/19
3-91	Feb 27/23	4-4	Feb 27/23
3-92	Feb 27/23	4-5	Feb 27/23
3-93	Apr 16/24	4-6	Feb 27/23
3-94	Apr 16/24	4-7	Aug 21/19
3-95	Apr 16/24	4-8	Feb 27/23
3-95.1	Feb 27/23	4-9	Feb 27/23
3-95.2	Feb 27/23	4-10	Feb 27/23
3-96	Apr 22/19	4-10.1	Feb 27/23
3-97	Apr 22/19	4-10.2	Feb 27/23
3-98	Apr 22/19	4-11	Aug 21/19
3-99	Feb 27/23	4-12	Aug 21/19
3-100	Feb 27/23	4-13	Aug 21/19
3-101	Feb 27/23	4-14	May 17/23
3-102	Apr 22/19	4-15	Aug 21/19
3-103	Apr 22/19	4-16	Aug 21/19
3-104	Feb 27/23	5-1	Feb 27/23
3-105	Feb 27/23	5-2	Apr 22/19
3-106	Feb 27/23	5-3	Apr 22/19
3-107	Aug 21/19	5-4	Apr 22/19
3-108	Apr 22/19	5-5	Apr 22/19
3-109	Apr 22/19	5-6	Aug 29/24
3-110	Feb 27/23	5-7	Apr 22/19
3-111	Feb 27/23	5-8	Feb 27/23
3-112	Feb 27/23	5-9	Apr 22/19
3-113	Feb 27/23	5-10	Apr 22/19

UNCONTROLLED COPY WHEN DOWNLOADED OR PRINTED

ENSTROM F-28/280 SERIES ILLUSTRATED PARTS CATALOG

EFFECTIVE PAGE LIST

Page	Date	Page	Date
5-11	Apr 22/19	6-22	Apr 22/19
5-12	Apr 22/19	6-23	Apr 22/19
5-13	Apr 22/19	6-24	Apr 22/19
5-14	Apr 22/19	6-25	Apr 22/19
5-15	Apr 22/19	6-26	Apr 22/19
5-16	Apr 22/19	6-27	Apr 22/19
5-17	Apr 22/19	6-28	Apr 22/19
5-18	Aug 29/24	6-29	Apr 22/19
5-19	Aug 29/24	6-30	Apr 22/19
5-20	Aug 29/24	6-31	Apr 22/19
5-21	Aug 29/24	6-32	Feb 27/23
5-22	Apr 22/19	6-33	Apr 22/19
5-23	Feb 27/23	6-34	Apr 22/19
5-24	Aug 29/24	6-35	Apr 22/19
5-24.1	Aug 29/24	6-36	May 17/23
5-24.2	Aug 29/24	6-37	Apr 22/19
5-25	Feb 27/23	6-38	Apr 22/19
5-25.1	Feb 27/23	6-39	Apr 22/19
5-25.2	Aug 29/24	6-40	Apr 22/19
5-26	Aug 29/24	6-41	Apr 22/19
5-27	Aug 29/24	6-42	Aug 29/24
5-28	Aug 29/24	6-43	Aug 29/24
5-29	Aug 29/24	6-44	Aug 29/24
5-30	Feb 27/23	6-45	Aug 29/24
5-31	Feb 27/23	6-46	Aug 29/24
5-32	Feb 27/23	6-47	Aug 29/24
6-1	Apr 22/19	6-48	Apr 22/19
6-2	Apr 22/19	6-49	Apr 22/19
6-3	Apr 22/19	6-50	Apr 22/19
6-4	Apr 22/19	7-1	Apr 16/24
6-5	Apr 22/19	7-2	Apr 16/24
6-6	Apr 22/19	7-3	Apr 16/24
6-7	Apr 22/19	7-4	Apr 16/24
6-8	Apr 22/19	7-5	Apr 16/24
6-9	Apr 22/19	7-6	Apr 16/24
6-10	Apr 22/19	7-7	Apr 16/24
6-11	Apr 22/19	7-8	Apr 16/24
6-12	Apr 22/19	7-9	Aug 29/24
6-13	Apr 22/19	7-10	Aug 29/24
6-14	Apr 22/19	7-11	Aug 29/24
6-15	Apr 22/19	7-12	Aug 29/24
6-16	Apr 22/19	7-13	Apr 16/24
6-17	Apr 22/19	7-14	Apr 16/24
6-18	Feb 27/23	7-15	Apr 16/24
6-19	Feb 27/23	7-16	Apr 16/24
6-20	Apr 22/19	7-17	Apr 16/24
6-21	Feb 27/23	7-18	Apr 16/24
6-21.1	Feb 27/23	7-19	Apr 16/24
6-21.2	Feb 27/23	7-20	Apr 16/24

UNCONTROLLED COPY WHEN DOWNLOADED OR PRINTED

ENSTROM F-28/280 SERIES ILLUSTRATED PARTS CATALOG

EFFECTIVE PAGE LIST

Page	Date	Page	Date
7-21	Apr 16/24	7-70	Apr 16/24
7-22	Apr 16/24	7-71	Apr 16/24
7-23	Apr 16/24	7-72	Apr 16/24
7-24	Apr 16/24	7-73	Apr 16/24
7-25	Apr 16/24	7-74	Apr 16/24
7-26	Apr 16/24	7-75	Apr 16/24
7-27	Apr 16/24	7-76	Apr 16/24
7-28	Apr 16/24	7-77	Apr 16/24
7-29	Apr 16/24	7-78	Apr 16/24
7-30	Apr 16/24	7-79	Apr 16/24
7-31	Aug 29/24	7-80	Apr 16/24
7-32	Apr 16/24	7-81	Apr 16/24
7-33	Apr 16/24	7-82	Apr 16/24
7-34	Apr 16/24	7-83	Apr 16/24
7-35	Apr 16/24	7-84	Apr 16/24
7-36	Apr 16/24	7-85	Apr 16/24
7-37	Apr 16/24	7-86	Apr 16/24
7-38	Apr 16/24	7-87	Apr 16/24
7-39	Apr 16/24	7-88	Apr 16/24
7-40	Apr 16/24	7-89	Apr 16/24
7-41	Apr 16/24	7-90	Apr 16/24
7-42	Apr 16/24	7-91	Apr 16/24
7-43	Apr 16/24	7-92	Apr 16/24
7-44	Apr 16/24	7-93	Apr 16/24
7-45	Apr 16/24	7-94	Apr 16/24
7-46	Apr 16/24	7-95	Apr 16/24
7-47	Apr 16/24	7-96	Apr 16/24
7-48	Apr 16/24	7-97	Apr 16/24
7-49	Apr 16/24	7-98	Apr 16/24
7-50	Apr 16/24	7-99	Apr 16/24
7-51	Apr 16/24	7-100	Apr 16/24
7-52	Aug 29/24	7-101	Apr 16/24
7-53	Aug 29/24	7-102	Aug 29/24
7-54	Aug 29/24	7-103	Aug 29/24
7-55	Aug 29/24	7-104	Apr 16/24
7-56	Aug 29/24	7-105	Apr 16/24
7-57	Aug 29/24	7-106	Apr 16/24
7-58	Aug 29/24	7-107	Apr 16/24
7-59	Aug 29/24	7-108	Apr 16/24
7-60	Aug 29/24	8-1	Aug 29/24
7-61	Apr 16/24	8-1.1	Nov 8/23
7-62	Apr 16/24	8-2	May 17/23
7-63	Apr 16/24	8-2.1	May 17/23
7-64	Apr 16/24	8-2.2	May 17/23
7-65	Apr 16/24	8-2.3	May 17/23
7-66	Apr 16/24	8-3	Aug 29/24
7-67	Apr 16/24	8-4	Aug 29/24
7-68	Apr 16/24	8-5	May 17/23
7-69	Apr 16/24	8-5.1	May 17/23

UNCONTROLLED COPY WHEN DOWNLOADED OR PRINTED

ENSTROM F-28/280 SERIES ILLUSTRATED PARTS CATALOG

EFFECTIVE PAGE LIST

Page	Date	Page	Date
8-5.2	May 17/23	8-34.3	Nov 8/23
8-5.3	May 17/23	8-35	May 17/23
8-6	May 17/23	8-36	Feb 27/23
8-6.1	May 17/23	8-36.1	Feb 27/23
8-6.2	May 17/23	8-36.2	Feb 27/23
8-6.3	May 17/23	8-37	Aug 29/24
8-6.4	May 17/23	8-38	Aug 29/24
8-6.5	May 17/23	8-39	Aug 29/24
8-7	May 17/23	8-40	Aug 29/24
8-7.1	May 17/23	8-41	Aug 29/24
8-7.2	May 17/23	8-42	Aug 29/24
8-7.3	May 17/23	8-43	Aug 29/24
8-8	May 17/23	8-44	Aug 29/24
8-9	May 17/23	8-45	Aug 29/24
8-10	May 17/23	8-46	Aug 29/24
8-11	May 17/23	8-47	Aug 29/24
8-12	May 17/23	8-48	Aug 29/24
8-13	May 17/23	8-49	Aug 29/24
8-14	May 17/23	8-50	Aug 29/24
8-15	May 17/23	8-51	Aug 29/24
8-16	May 17/23	8-52	Aug 29/24
8-17	May 17/23	8-53	Aug 29/24
8-18	May 17/23	8-54	Aug 29/24
8-19	May 17/23	8-55	Aug 29/24
8-20	May 17/23	8-56	Aug 29/24
8-20.1	May 17/23	8-57	Aug 29/24
8-21	Nov 8/23	8-58	Aug 29/24
8-22	Nov 8/23	8-59	Aug 29/24
8-23	Nov 8/23	8-60	Aug 29/24
8-24	Nov 8/23	8-61	Aug 29/24
8-24.1	Nov 8/23	8-62	Aug 29/24
8-24.2	Nov 8/23	8-63	Aug 29/24
8-25	Nov 8/23	8-64	Aug 29/24
8-26	Nov 8/23	8-65	Aug 29/24
8-27	Nov 8/23	8-66	Aug 29/24
8-28	Nov 8/23	8-67	Aug 29/24
8-28.1	Nov 8/23	8-68	Aug 29/24
8-28.2	Nov 8/23	8-69	Aug 29/24
8-29	Nov 8/23	8-70	Aug 29/24
8-30	Nov 8/23	9-1	Apr 22/19
8-31	Nov 8/23	9-2	Apr 22/19
8-31.1	Nov 8/23	9-3	Apr 22/19
8-31.2	Nov 8/23	9-4	Apr 22/19
8-31.3	Nov 8/23	9-5	Apr 22/19
8-32	Nov 8/23	9-6	Apr 22/19
8-33	Nov 8/23	9-7	Apr 22/19
8-34	Nov 8/23	9-8	Apr 22/19
8-34.1	Nov 8/23	9-9	Apr 22/19
8-34.2	Nov 8/23	9-10	Feb 27/23

UNCONTROLLED COPY WHEN DOWNLOADED OR PRINTED

ENSTROM F-28/280 SERIES ILLUSTRATED PARTS CATALOG

EFFECTIVE PAGE LIST

Page	Date	Page	Date
9-11	Feb 27/23	11-23	Nov 8/23
9-12	Feb 27/23	11-24	Nov 8/23
9-13	Apr 22/19	11-25	Nov 8/23
9-14	Apr 22/19	11-26	Nov 8/23
9-15	Feb 27/23	11-27	Nov 8/23
9-16	Feb 27/23	11-28	Nov 8/23
9-17	Feb 27/23	11-29	Nov 8/23
9-18	Apr 22/19	11-30	Nov 8/23
9-19	Apr 22/19	11-31	Nov 8/23
9-20	Apr 22/19	11-32	Nov 8/23
9-21	Apr 22/19	11-33	Nov 8/23
9-22	Apr 22/19	11-34	Nov 8/23
10-1	Apr 22/19	11-35	Nov 8/23
10-2	Apr 22/19	11-36	Nov 8/23
10-3	Apr 22/19	11-37	Nov 8/23
10-4	Apr 22/19	11-38	Nov 8/23
10-5	Apr 22/19	11-39	Nov 8/23
10-6	Apr 22/19	11-40	Nov 8/23
10-7	Apr 22/19	11-41	Nov 8/23
10-8	Apr 22/19	11-42	Nov 8/23
10-9	Apr 22/19	11-43	Nov 8/23
10-10	Apr 22/19	11-44	Nov 8/23
10-11	Apr 22/19	11-45	Nov 8/23
10-12	Apr 22/19	11-46	Nov 8/23
10-13	Apr 22/19	11-47	Nov 8/23
10-14	Apr 22/19	11-48	Nov 8/23
11-0	Nov 8/23	11-49	Nov 8/23
11-1	Aug 29/24	11-50	Nov 8/23
11-2	Nov 8/23	11-51	Nov 8/23
11-3	Nov 8/23	11-52	Nov 8/23
11-4	Nov 8/23	11-53	Nov 8/23
11-5	Nov 8/23	11-54	Nov 8/23
11-6	Nov 8/23	11-55	Nov 8/23
11-7	Nov 8/23	11-56	Nov 8/23
11-8	Nov 8/23	11-57	Nov 8/23
11-9	Nov 8/23	11-58	Nov 8/23
11-10	Nov 8/23	11-59	Aug 29/24
11-11	Nov 8/23	11-60	Nov 8/23
11-12	Nov 8/23	11-61	Aug 29/24
11-13	Nov 8/23	11-62	Aug 29/24
11-14	Nov 8/23	11-63	Nov 8/23
11-15	Nov 8/23	11-64	Nov 8/23
11-16	Nov 8/23	11-65	Nov 8/23
11-17	Nov 8/23	11-66	Nov 8/23
11-18	Nov 8/23	11-67	Nov 8/23
11-19	Nov 8/23	11-68	Nov 8/23
11-20	Nov 8/23	11-69	Nov 8/23
11-21	Nov 8/23	11-70	Aug 29/24
11-22	Nov 8/23	11-71	Aug 29/24

UNCONTROLLED COPY WHEN DOWNLOADED OR PRINTED

ENSTROM F-28/280 SERIES ILLUSTRATED PARTS CATALOG

EFFECTIVE PAGE LIST

Page	Date	Page	Date
11-72	Nov 8/23	12-7	Apr 16/24
11-73	Aug 29/24	12-8	Apr 16/24
11-74	Nov 8/23	12-9	Apr 16/24
11-75	Nov 8/23	12-10	Apr 16/24
11-76	Nov 8/23	12-11	Apr 16/24
11-77	Nov 8/23	12-12	Apr 16/24
11-78	Nov 8/23	12-13	Apr 16/24
11-79	Nov 8/23	12-14	Apr 16/24
11-80	Nov 8/23	12-15	Apr 16/24
11-81	Nov 8/23	12-16	Apr 16/24
11-82	Nov 8/23	12-17	Apr 16/24
11-83	Nov 8/23	12-18	Apr 16/24
11-84	Nov 8/23	12-19	Apr 16/24
11-85	Nov 8/23	12-20	Apr 16/24
11-86	Nov 8/23	12-21	Apr 16/24
11-87	Nov 8/23	12-22	Apr 16/24
11-88	Nov 8/23	12-23	Apr 16/24
11-89	Nov 8/23	12-24	Apr 16/24
11-90	Nov 8/23	12-25	Aug 29/24
11-91	Nov 8/23	12-26	Aug 29/24
11-92	Nov 8/23	12-27	Aug 29/24
11-93	Nov 8/23	12-28	Aug 29/24
11-94	Nov 8/23	12-29	Apr 16/24
11-95	Nov 8/23	12-30	Apr 16/24
11-96	Nov 8/23	12-31	Aug 29/24
11-97	Nov 8/23	12-32	Apr 16/24
11-98	Nov 8/23	12-33	Apr 16/24
11-99	Nov 8/23	12-34	Apr 16/24
11-100	Nov 8/23	12-35	Apr 16/24
11-101	Nov 8/23	12-36	Apr 16/24
11-102	Nov 8/23	12-37	Apr 16/24
11-103	Nov 8/23	12-38	Apr 16/24
11-104	Nov 8/23	12-39	Apr 16/24
11-105	Nov 8/23	12-40	Apr 16/24
11-106	Nov 8/23	12-41	Apr 16/24
11-107	Nov 8/23	12-42	Apr 16/24
11-108	Nov 8/23	12-43	Apr 16/24
11-109	Nov 8/23	12-44	Apr 16/24
11-110	Nov 8/23	12-45	Apr 16/24
11-111	Nov 8/23	12-46	Apr 16/24
11-112	Nov 8/23	12-47	Apr 16/24
11-113	Aug 29/24	12-48	Apr 16/24
11-114	Aug 29/24	12-49	Apr 16/24
12-1	Aug 29/24	12-50	Apr 16/24
12-2	Apr 16/24	12-51	Apr 16/24
12-3	Apr 16/24	12-52	Apr 16/24
12-4	Apr 16/24	12-53	Aug 29/24
12-5	Apr 16/24	12-54	Aug 29/24
12-6	Apr 16/24	12-55	Aug 29/24

UNCONTROLLED COPY WHEN DOWNLOADED OR PRINTED

ENSTROM F-28/280 SERIES ILLUSTRATED PARTS CATALOG

EFFECTIVE PAGE LIST

Page	Date	Page	Date
12-56	Apr 16/24	B-6	Aug 29/24
12-57	Apr 16/24	B-7	Aug 29/24
12-58	Apr 16/24	B-8	Aug 29/24
12-59	Apr 16/24	B-9	Aug 29/24
12-60	Apr 16/24	B-10	Aug 29/24
13-1	Apr 22/19	B-11	Aug 29/24
13-2	Apr 22/19	B-12	Aug 29/24
A-1	Sep 30/13	B-13	Aug 29/24
A-2	Sep 30/13	B-14	Aug 29/24
A-3	Mar 24/17	B-15	Aug 29/24
A-4	Feb 27/23	B-16	Aug 29/24
A-5	Mar 24/17	B-17	Aug 29/24
A-6	Mar 24/17	B-18	Aug 29/24
B-1	Aug 29/24	B-19	Aug 29/24
B-2	Aug 29/24	B-20	Aug 29/24
B-3	Aug 29/24	B-21	Aug 29/24
B-4	Aug 29/24	B-22	Aug 29/24
B-5	Aug 29/24		

UNCONTROLLED COPY WHEN DOWNLOADED OR PRINTED

ENSTROM F-28/280 SERIES ILLUSTRATED PARTS CATALOG

PART NUMBER INDEX

Part Number	Figure	Item	Part Number	Figure	Item
#1357	12-5	–	02A21376	3-23	650
#4016	7-2	140	02A22619	3-8	190
#4316	7-9	430	037360-004	3-28	–
#8x1/2	7-8	190	037360-104	3-3	280
00-15073-01	3-30	30A	037360-115	3-3	160
01-0770001-41	6-4	20	037360-124	3-28	–
01-0770001-51	6-4	10	037360-160	3-3	280
01-0770006-08	6-6	150A	037360-161	3-3	160
01-0770028-05	6-6	150	037360-161	3-3	280
01-0770028-05	6-6	150A	07DU08	5-2	140
01-0770029	6-4	140	08DU08	8-1	190
01-0770029-R	6-6	90	09455-01-824-08E-011	5-3	520
01-0770034-02	6-5	180	099001-174	3-27	20
01-0770054-00	6-5	130	099001-176	3-27	10
01-0770054-02	6-5	120	099001-177	3-27	30
01-0770119-09	6-4	350	099001-178	3-27	40
01-0770119-15	11-8	80	099005-401	3-27	50
01-0770119-15	11-9	90	09-DU-10	8-10	390
01-0790006-00	6-5	150	09-DU-12	8-9	400
01-0790006-01	6-5	170	09-DU-12	8-10	400
01-0790006-02	6-5	140	1	3-3	320
01-0790006-03	6-5	160	1	3-4	80
01-0790340-03	6-5	170	1/2 X 8R	7-11	360
01-0790340-04	6-5	160	1/2-6NA	11-19	225
0110	11-1	–	1/4 Harper	12-6	90
0110	11-2	–	1/4 Harper	12-7	140
0110	11-3	–	1/4 Harper	3-3	60
0110	11-4	300	1/4 Harper	5-1	110
01-691-04	12-6	160	1/4 Harper	5-3	370
01-691-04	12-5	640	1/4 Harper	5-5	120
01-691-05	8-4	100	1/4 Harper	8-11	160
01-824-08E-011	4-4	200	1/4 Harper	8-11	20
01-824-08E-011	5-3	520	1/4 Harper	8-20	30
02-0250276-00	6-6	130	1/4 Harper	8-3	110
02-0350003-01	6-4	–	1/4 Harper	8-5	350
02-0350003-01	6-4	–	1/4 Harper	12-13	290
02-0350003-01	6-4	–	1/4 Harper	8-8	120
02-0350281-0	6-4	–	1/4 Harper	7-1	250
02-03705534-00	6-4	–	1/4 Harper	12-10	170
02-691-04	5-2	170	1/4 Harper	12-11	220

UNCONTROLLED COPY WHEN DOWNLOADED OR PRINTED

ENSTROM F-28/280 SERIES ILLUSTRATED PARTS CATALOG

PART NUMBER INDEX

Part Number	Figure	Item	Part Number	Figure	Item
1/4 Harper	12-12	260	1219-4200-Z3Y	3-20	–
1/4-6NA	11-16	40	1219-4200-Z3Y	3-20B	–
1/8-6NA	6-4	190	1219-4200-Z3Y	3-20B	–
1/8X8-32	3-24	450	1219-4200-Z3Y	7-1	550
10005498	3-26	50	1219-4200-Z3Y	7-10	390
10065 H1L5	4-2	80	1239	3-9	21
101678-0002	3-8	110	12500750	4-4	140
10-176485-121	6-1	100	12500750-125B	4-4	140
10-DU-10	8-12	40	12528Y-A164	12-4	20
102-00007	5-6	170	12B	9-2	35
10-357290-1	11-8	275	12LHTA17-M62	3-18	–
10-357290-1	11-9	165	12LHTA1-M62	3-18	–
10-357290-1	11-1	270	12T35-2	11-5	160
10-357290-1	11-2	160	12TS15-2	11-8	265
10-357290-1	11-3	160	12TS15-2	11-9	150
10-357290-1	11-5	10	12TS15-2	11-5	160
10-357290-1	11-6	370	12TS15-2	11-7	560
10-357290-1	11-7	580	13241 HIL5	5-6	–
103574-00	3-3	200	13241-LDS	5-6	–
10-382780-12	6-2	40	1425	7-5	–
1040	11-8	90	1-480305-0	11-8	–
1040	11-9	85	1-480318-0	11-7	–
1040	11-1	410	1-480319-0	6-11	–
1040	11-2	310	1-480319-0	11-7	–
1040	11-3	310	149-24HT	3-31	–
1040	11-4	290	1500-052-1	11-1	330
1040	11-5	40	1500-052-1	11-2	220
1040	11-6	170	1500-052-1	11-3	220
1040	11-7	190	1500-052-1	11-4	220
10-400608-123	6-1	100	1500-052-1	11-5	230A
10-400608-123	6-2	40	1500-052-2	6-3	–
10-400608-243	6-2	40	1500-052-2	11-1	70
1053	7-4	290	1500-052-2	11-5	250
1061	3-24	–	1500-052-2	11-6	190
1102	5-6	244	1500-052-205	11-5	230
110927-3	7-5	680	1500-052-205	11-6	400
1-10-AM5201	9-5	5	1500-056-3	11-6	410
11-691-04	12-6	140	15-0007-5	6-5	10
11-691-05	8-4	130	1512	6-6	350
1219-4200-Z3Y	3-2	113	1512-140	6-4	90

UNCONTROLLED COPY WHEN DOWNLOADED OR PRINTED

ENSTROM F-28/280 SERIES ILLUSTRATED PARTS CATALOG

PART NUMBER INDEX

Part Number	Figure	Item	Part Number	Figure	Item
1539-001	12-1	200	1687	11-7	530
1540	5-6	–	1691-C	3-8	120
1540	5-7	90	169E-190-12L	11-2	140
15753XC2L	7-1	370	169E-909-2L	11-1	240
1592-30	11-1	–	169E-909-2L	11-2	130
1592-30	11-2	–	169E-909-2L	11-3	130
1592-30	11-3	–	169E-909-2L	11-4	130
1592-30	11-4	–	169E-909-3L	11-3	–
1592-30	11-5	–	169E-910-11-3L	11-3	–
15PA90-4R	11-8	270	169E-910-11L	11-1	230
15PA90-4R	11-9	155	169E-910-11L	11-2	120
15PA90-4R	11-7	570	169E-910-11L	11-3	120
160-012-70	11-8	190	169E-910-11L	11-4	120
160-012-70	11-9	160	169E-910-12-1L	11-3	–
160-012-70	11-7	410	169E-910-12L	11-1	250
16-1	12-13	320	169E-910-12L	11-3	140
16-1	12-5	–	169E-910-12L	11-4	140
16-1	12-11	40	169E-910-14-4L	11-1	200
16-1	12-12	290	169E-910-14-4L	11-2	90
1637-B	12-3	50	169E-910-14-4L	11-3	90
1637-B	4-1	330	169E-910-14-4L	11-4	90
1637-B	8-1	70	169E-910-14-5L	11-3	–
1637-B1	8-3A	180	169E-910-15-1L	11-3	–
1641	12-9	–	169E-910-15L	11-1	220
1641-B	4-1	260	169E-910-15L	11-2	110
1641-B	4-2	160	169E-910-15L	11-3	110
1641-B	5-4	320	169E-910-15L	11-4	110
1641-B	8-4	90	169E-914-1L	11-1	210
1650	4-2	160	169E-914-1L	11-2	100
1650	5-4	130	169E-914-1L	11-3	100
1650	12-13	220	169E-914-1L	11-4	100
1650	12-10	190	169E-914-2L	11-3	–
1650	12-11	200	16DU12	8-5	230
1650	12-12	200	16-DU-12	8-3A	60
1678	11-9	180	16-DU-14	8-3A	60
1684	11-8	200	16-DU-16	8-3A	60
1684	11-7	430	1728-B	5-3	270
1684	8-16	80	1815	11-1	–
1684	8-17	80	1815	11-3	–
1687	11-8	245	1815	11-5	–

UNCONTROLLED COPY WHEN DOWNLOADED OR PRINTED

ENSTROM F-28/280 SERIES ILLUSTRATED PARTS CATALOG

PART NUMBER INDEX

Part Number	Figure	Item	Part Number	Figure	Item
1816	6-4	120	2-026	3-9	60
1816	6-5	20	2-029	4-2	140
18207	3-26	150	202A-13BTR	11-3	330
18286-00	3-26	130	202A-13BTR	11-5	270
18-2-G	12-5	780	202A-13BTR	11-16	10
183204	3-26	150	202A-1A	11-2	330
184969	3-4	120	202A-1ATR	11-4	–
1877	12-13	110	20526	5-4	290
1885	12-11	150	206036-1	8-5	190
1886	11-18	130	206037-1	8-5	200
1886	12-4	150	206044-1	8-5	200A
18DU12	8-16	150	206070-1	8-5	210
18DU12	8-17	160	206322-1	8-5	210A
1911-B	4-1	320	20TC2-CA-10	11-6	–470A
1911-B	5-4	320	20TC2-CA-15	11-1	280
1911-B	8-3A	180	20TC2-CA-15	11-2	170
1911-B1	11-18	70	20TC2-CA-20	11-1	300
1911-B1	12-4	140	20TC2-CA-20	11-2	190
1911-B1	8-1	70	20TC2-CA-20	11-3	190
19-130074-009	6-6	100	20TC2-CA-20	11-4	190
19-150002-009	6-4	–	20TC2-CA-20	11-5	200A
19-150002-009	6-4	–	20TC2-CA-20	11-6	470
19-150002-009	6-4	–	20TC2-CA-3	11-1	260
1B7536	5-6	135	20TC2-CA-3	11-2	150
1SE1	5-1	310	20TC2-CA-3	11-3	150
2000653-001	6-5	10	20TC2-CA-3	11-4	150
20020S	7-22	250	20TC2-CA-3	11-5	190A
20024S	7-22	270	20TC2-CA-3	11-6	480
20040S	10-1	18	20TC2-CA-5	11-3	170
20040S	3-3	260	20TC2-CA-5	11-4	170
20042A	3-6	10	20TC2-CA-5	11-5	180A
20042A	3-7	180	20TC2-CA-5	11-6	460
20044S	10-1	4	20TC2-CA-7.5	11-1	140
20-0824130A00	6-4	–	20TC2-CA-7.5	11-1	290
2-010	3-26	80	20TC2-CA-7.5	11-2	30
201F-5006	3-31	–	20TC2-CA-7.5	11-2	180
201NP	5-3	300	20TC2-CA-7.5	11-3	30
20206A	3-7	310	20TC2-CA-7.5	11-3	180
2-025 E515-80	4-4	110	20TC2-CA-7.5	11-3	210
2-025 E515-80	4-4	40	20TC2-CA-7.5	11-3	230

UNCONTROLLED COPY WHEN DOWNLOADED OR PRINTED

ENSTROM F-28/280 SERIES ILLUSTRATED PARTS CATALOG

PART NUMBER INDEX

Part Number	Figure	Item	Part Number	Figure	Item
20TC2-CA-7.5	11-4	30	2335-265-1	11-8	460
20TC2-CA-7.5	11-4	160	2335-265-1	11-9	370
20TC2-CA-7.5	11-4	180	2335-265-1	11-5	–
20TC2-CA-7.5	11-4	210	2335-265-1	11-7	980
20TC2-CA-7.5	11-4	230	23S-094-0625	4-3	70
20TC2-CA-7.5	11-5	170A	2500-4	7-5	780
20TC2-CA-7.5	11-6	–460A	2524917-1	3-31	–
210A155	8-9	100	270624141H0080	3-22	220
210A155	8-10	100	2716-00	11-5	–
210A249	8-9	–110	28-00013-1	11-21	190
210A249	8-10	–110	28-00013-3	11-21	200
2-131 N304-75	7-21	80	28-00014-1	11-21	10
2-137 E515-80	4-4	150	28-00014-3	11-21	20
21FA-540	12-1	130	28-00015-1	11-21	30
21FA-540	5-6	–	28-00015-3	11-21	40
2212A	3-22	250	28-00016-1	11-21	50
2212A	3-23	260	28-00016-3	11-21	60
2-214	3-9	70	28-00017-1	11-21	–
2-214	5-6	200	28-00018-1	11-21	–
22-169-09-1L	11-1	190	28-01011-3	6-13	200
22-169-09-1L	11-2	80	28-01026-1	11-5	270B
22-169-09-1L	11-3	80	28-01026-11	11-19	70
22-169-09-1L	11-4	80	28-01026-11	11-17	–
2-218	3-9	40	28-01026-3	11-5	270A
222	11-1	380	28-01026-3	11-17	–
222	11-2	280	28-01039-1	3-3	–
222	11-3	280	28-01041-1	12-2	120
222	11-4	–	28-01041-3	12-2	120
222	11-5	–	28-01058-15	3-5A	–
22-370-60	11-8	405	28-01058-3	3-5A	140
22-370-60	11-9	315	280-112000-1	7-13	–
22-370-60	11-1	–	280-112000-3	7-13	–
22-370-60	11-2	–	280-112000-5	7-13	–
22-370-60	11-3	–	280-112001-11	7-14	70
22-370-60	11-4	–	280-112001-12	7-14	80
22-370-60	11-5	–	280-112001-13	7-14	–60
22-370-60	11-7	880	280-112001-15	7-14	–120
229001P	6-12	70	280-112002-1	7-14	–190
22NKM-82	7-4	200	280-112002-3	7-14	–200
2-326 E515-80	4-4	90	280-112006-11	7-14	240

UNCONTROLLED COPY WHEN DOWNLOADED OR PRINTED

ENSTROM F-28/280 SERIES ILLUSTRATED PARTS CATALOG

PART NUMBER INDEX

Part Number	Figure	Item	Part Number	Figure	Item
280-113000-103	7-5	–	280-113038-12	7-5	620
280-113001-9	7-5	–	280-113039-11	7-5	810
280-113006-19	3-10	20	280-114500-13	7-5	210
280-113016-29	6-10	80	280-114500-13	7-10	520
280-113016-31	6-10	90	280-114500-17	7-9	–280
280-113019-31	6-9	80	280-114500-17	7-10	420
280-113022-11	7-5	–20	280-114500-18	7-9	290
280-113022-12	7-5	10	280-114500-18	7-10	–430
280-113022-13	7-5	80	280-114500-19	7-10	370
280-113022-14	7-5	90	280-114500-20	7-10	–380
280-113022-15	7-5	110	280-114500-21	7-10	540
280-113022-16	7-5	120	280-114500-22	7-10	–550
280-113022-17	7-5	30	280-114500-23	7-10	560
280-113023-1	7-5	–	280-114500-24	7-10	–570
280-113024-1	7-5	130	280-114501-1	7-9	10
280-113027-1	7-5	700	280-114501-5	7-10	500
280-113027-13	7-5	760	280-114502-1	7-11	–210
280-113027-14	7-5	–770	280-114502-13	7-10	–
280-113027-2	7-5	–710	280-114502-3	7-10	140
280-113027-23	7-5	720	280-114502-3	7-11	180
280-113027-24	7-5	–730	280-114502-4	7-10	150
280-113027-31	7-5	740	280-114502-4	7-11	190
280-113032-11	7-5	910	280-114502-5	7-9	180
280-113032-12	7-5	–920	280-114503-1	7-9	220
280-113033-1	9-1	1B	280-114503-1	7-11	–330
280-113033-3	9-1	1C	280-114503-3	7-9	–190
280-113035-1	7-5	840	280-114503-3	7-11	–20
280-113035-11	7-5	–	280-114503-4	7-9	200
280-113035-12	7-5	–	280-114503-4	7-11	–40
280-113035-2	7-5	–850	280-114503-5	7-9	260
280-113036-1	7-5	960	280-114503-5	7-11	–250
280-113036-11	7-5	–	280-114503-6	7-9	270
280-113036-13	7-5	–	280-114503-6	7-11	–260
280-113036-15	7-5	–	280-114504-1	7-9	150
280-113036-3	7-5	–960A	280-114505-2	7-9	370
280-113036-5	7-5	–960B	280-114505-2	7-10	190
280-113037-1	7-5	970	280-114507-1	7-5	160
280-113037-11	7-5	970	280-114507-1	7-10	90
280-113037-13	7-5	970	280-114507-3	7-5	–160A
280-113038-11	7-5	–610	280-114507-3	7-10	60

UNCONTROLLED COPY WHEN DOWNLOADED OR PRINTED

ENSTROM F-28/280 SERIES ILLUSTRATED PARTS CATALOG

PART NUMBER INDEX

Part Number	Figure	Item	Part Number	Figure	Item
280-114508-1	7-9	410	280-126001-15	3-20	–
280-114508-1	7-10	240	280-126001-15	3-20A	–
280-114508-1	7-11	490	280-126001-15	3-20B	–
280-114508-11	7-9	410	280-126001-3	3-20B	–
280-114508-11	7-11	490	280-126001-33	3-19	90
280-114509-1	7-9	20	280-126001-33	3-20B	–
280-117000-1	7-5	–	280-126001-34	3-20	–
280-117000-10	7-5	560	280-126001-35	3-19	110
280-117000-15	7-5	570	280-126001-37	3-19	130
280-117000-17	7-5	350	280-126001-39	3-19	120
280-117000-2	7-5	–	280-126001-41	3-19	100
280-117000-25	7-5	–360	280-126001-45	3-6	290
280-117000-26	7-5	370	280-126001-45	3-7	220
280-117001-15	7-5	290	280-126001-47	3-6	280
280-117001-23	7-5	300	280-126001-47	3-7	230
280-117001-25	7-5	520	280-126001-51	3-19	80
280-117001-3	7-5	480	280-126001-51	3-20	–
280-117001-5	7-5	500	280-126001-51	3-20B	–
280-117001-7	7-5	490	280-126001-53	3-20	–
280-117002-1	7-5	320	280-126001-53	3-20A	–
280-117003-1	7-5	–410	280-126001-53	3-20B	–
280-117003-2	7-5	420	280-126001-55	3-20	–
280-117003-27	7-5	470	280-126001-55	3-20A	–
280-117003-3	7-5	–540	280-126001-55	3-20B	–
280-117003-4	7-5	550	280-126001-69	3-20	610
280-124001-1	3-22	10	280-126001-69	3-20A	610
280-124001-1	3-23	10	280-126001-69	3-20B	610
280-124001-1	3-24	490	280-126001-9	3-20	210
280-124001-1	3-26	–	280-126001-9	3-20A	210
280-124001-3	3-26	190	280-126001-9	3-20B	210
280-124301-1	3-24	10	280-126001-906	3-20B	20
280-124301-15	3-24	–	280-126001-908	3-20	20
280-124301-16	3-24	–	280-126001-908	3-20A	20
280-124301-2	3-24	20	280-126002-1	3-6	190
280-124301-901	3-24	10	280-126002-1	3-7	210
280-124301-902	3-24	20	280-126003-1	3-6	240
280-126001-109	3-20	–	280-126003-1	3-7	170
280-126001-109	3-20A	–	280-126003-1	7-11	390
280-126001-109	3-20B	–	280-127500-11	10-2	16
280-126001-11	3-20B	–	280-127502-1	10-2	20

UNCONTROLLED COPY WHEN DOWNLOADED OR PRINTED

ENSTROM F-28/280 SERIES ILLUSTRATED PARTS CATALOG

PART NUMBER INDEX

Part Number	Figure	Item	Part Number	Figure	Item
280-127505-13	10-2	18	280-181000-917	11-12	-80A
280-127505-17	3-18	-	280-181000-917	11-14	-60A
280-127505-17	3-20	-	280-181000-919	11-12	-60A
280-127505-17	3-20A	-	280-181000-919	11-14	-70A
280-127505-17	3-20B	-	280-181000-921	11-12	-70A
280-127505-17	3-5A	70	280-181000-921	11-14	-80A
280-127507-11	10-2	17	280-200000-1	7-16	10
280-128000-2	7-5	150	280-200000-2	7-16	20
280-162000-11	8-18	-120	280-201000-1	7-16	190
280-162000-11	8-19	-120	280-201000-33	7-16	180
280-180000	11-3	-	280-201000-41	7-16	170
280-180000	11-4	-	280-201002-11	7-16	250
280-180001-11	9-2	9	280-210002-1	7-16	230
280-180001-12	9-2	8	280-210004-5	6-5	-
280-180001-13	9-2	10	280-210007-1	6-8	30
280-180003-3	11-6	300	280-210007-11	6-8	-
280-180004	11-3	250	280-210007-13	6-8	-
280-180004-19	11-4	250	280-210007-3	6-8	30
280-180004-21	11-3	260	280-221001	9-3	-
280-180004-21	11-4	260	28-10-60-11	6-13	210
280-180004-25	11-6	160	28-111004-1	3-10	130
280-180005-1	11-4	320	28-111004-1	3-15	150
280-180005-2	11-4	310	28-111004-15	3-15	150
280-180006-1	9-2	6	28-111004-17	3-15	150
280-180007-1	11-21	1090	28-11112-1	3-6	140
280-181000-1	11-15	-	28-11112-1	3-7	110
280-181000-11	11-15	30	28-11120-1	11-11	160
280-181000-13	11-15	35	28-11121-4	11-11	210
280-181000-13	11-14	-40A	28-11121-4	11-14	80
280-181000-15	11-15	40	28-11121-7	11-11	170
280-181000-17	11-15	5	28-11121-901	11-11	230
280-181000-19	11-15	10	28-11121-901	11-12	70
280-181000-21	11-15	70	28-11128-1	5-1	460
280-181000-23	11-15	45	28-11128-3	5-1	460
280-181000-25	11-15	50	28-11201-12	7-14	100
280-181000-911	11-12	-110A	28-11201-3	7-14	30
280-181000-911	11-14	-30A	28-11201-4	7-14	40
280-181000-913	11-12	-90A	28-11201-5	7-14	20
280-181000-915	11-12	-100A	28-11201-6	7-14	10
280-181000-915	11-14	-50A	28-11201-7	7-14	50

UNCONTROLLED COPY WHEN DOWNLOADED OR PRINTED

ENSTROM F-28/280 SERIES ILLUSTRATED PARTS CATALOG

PART NUMBER INDEX

Part Number	Figure	Item	Part Number	Figure	Item
28-11201-8	7-14	90	28-11239-11	7-18	–
28-11201-996	7-14	–	28-11239-13	7-18	–
28-11202-1	7-14	150	28-11239-19	7-18	–
28-11203-1	7-14	160	28-11239-21	7-18	–
28-11204-1	7-14	170	28-11239-21	7-18	–
28-11204-11	7-14	170	28-11239-23	7-18	–
28-11205-1	7-14	180	28-11239-25	7-18	–
28-11205-11	7-14	180	28-11239-27	7-18	–
28-11206-1	7-14	210	28-11239-27	7-18	–
28-11206-5	7-14	210	28-11239-3	7-18	20
28-11207-1	7-14	220	28-11239-35	7-18	–
28-11207-3	7-14	220	28-11239-35	7-18	–
28-11215-1	7-15	200	28-11239-37	7-18	–
28-11215-1	7-16	120	28-11239-37	7-18	–
28-11217-1	7-15	160	28-11239-39	7-18	–
28-11217-1	7-16	100	28-11239-39	7-18	–
28-11217-3	7-15	160	28-11239-9	7-18	30
28-11217-3	7-16	100	28-11242-11	7-14	140
28-11218-1	7-15	150	28-11243-11	7-14	130
28-11218-1	7-16	90	28-11248-1	7-14	–
28-11221-1	7-15	80	28-11298-13	3-12	10
28-11221-2	7-15	90	28-11300	7-1	–
28-11222-1	7-15	130	28-11300	7-13	–
28-11222-15	7-17	80	28-11300-1	7-1	–
28-11225-11	7-14	230	28-11303-1	9-1	1
28-11227-13	7-18	–	28-11303-4	9-1	12
28-11227-13	7-18	–	28-11303-5	9-1	1A
28-11227-17	7-18	–	28-113040-11	9-1	2
28-11227-17	7-18	–	28-113040-13	9-1	2A
28-11227-21	7-18	–	28-113041-11	7-5	–250
28-11227-21	7-18	–	28-113041-12	7-5	260
28-11236-1	7-14	–	28-113042-11	9-1	9
28-11236-1	7-15	–	28-113046-3	7-5	990
28-11236-1	7-16	–	28-113046-4	7-5	–1000
28-11236-31	7-14	–110	28-113047-11	7-5	–230
28-11236-5	7-14	–	28-113047-12	7-5	240
28-11236-5	7-18	–	28-113048-2	7-1	–
28-11238-1	12-3	–55	28-113048-2	7-2	–
28-11239-1	7-18	10	28-113052-2	7-2	30
28-11239-101	7-18	40	28-113054-1	6-5	250

UNCONTROLLED COPY WHEN DOWNLOADED OR PRINTED

ENSTROM F-28/280 SERIES ILLUSTRATED PARTS CATALOG

PART NUMBER INDEX

Part Number	Figure	Item	Part Number	Figure	Item
28-113054-1	7-7	10	28-113091-3	7-4	-540
28-113054-12	7-7	20	28-113091-3CS	7-4	-540A
28-113055-1	7-7	-	28-113091-5	7-4	520
28-113069-1	9-1	14	28-113091-6	7-4	-530
28-113071-1	7-1	-	28-113092-11	7-4	550
28-113076-1	7-4	210	28-113092-13	7-4	550
28-113076-15	7-4	-	28-11309-3	7-1	600
28-113077-11	7-4	270	28-11309-3	7-2	170
28-113078-11	7-4	240	28-113093-13	7-4	670
28-11307-901	8-5	560	28-11309-4	7-1	610
28-11307-902	8-5	-550	28-11309-4	7-2	-180
28-113080-3	7-4	620	28-11309-6	7-1	620
28-113080-4	7-4	-630	28-113096-1	7-4	430
28-113080-5	7-4	620	28-113096-2	7-4	-440
28-113080-6	7-4	-630	28-11309-7	7-1	630
28-113084-11	7-4	450	28-113097-13	7-4	-
28-113085-13	7-4	430	28-113097-14	7-4	-
28-113085-14	7-4	-440	28-113097-3	7-4	560
28-113087-11	7-4	250	28-113097-4	7-4	-570
28-113088-11	7-4	300	28-11310-1	7-1	-10
28-113090-11	7-4	310	28-11310-10	7-4	20
28-113090-12	7-4	-320	28-11310-103	7-2	40
28-113090-13	7-4	-340	28-11310-104	7-2	-50
28-113090-14	7-4	-350	28-113101-1	7-6	500
28-113090-15	7-4	410	28-11310-11	7-1	50
28-113090-16	7-4	-420	28-113101-2	7-6	-510
28-113090-17	7-4	470	28-113101-3	7-6	380
28-113090-18	7-4	640	28-113101-4	7-6	-390
28-113090-19	7-4	490	28-11310-2	7-1	20
28-113090-20	7-4	-500	28-113102-1	7-5	-
28-113090-21	7-4	30	28-113102-11	7-5	790
28-113090-22	7-4	-40	28-113103-1	7-6	540
28-113090-23	7-4	-	28-113103-2	7-6	-550
28-113090-24	7-4	-	28-113103-3	7-6	480
28-113090-25	7-4	270	28-113103-4	7-6	-490
28-113090-27	7-4	590	28-11310-5	7-4	-40
28-113090-3	7-4	-	28-11310-6	7-4	30
28-113090-4	7-4	-	28-11310-7	7-1	30
28-11309-1	7-1	-	28-113107-11	3-11	-
28-113091-1	7-4	-540	28-113107-13	3-11	-

UNCONTROLLED COPY WHEN DOWNLOADED OR PRINTED

ENSTROM F-28/280 SERIES ILLUSTRATED PARTS CATALOG

PART NUMBER INDEX

Part Number	Figure	Item	Part Number	Figure	Item
28-113107-15	3-11	-	28-11376-1	7-1	260
28-11310-8	7-1	-40	28-11388-1	8-18	200
28-113108-11	3-11	-	28-11388-1	8-19	160
28-113108-13	3-11	-	28-11392-1	12-5	130
28-113108-15	3-11	-	28-11395-1	9-2	5
28-11310-905	7-1	100	28-11395-1	9-3	50
28-113112-11	7-6	410	28-11395-1	9-4	50
28-113112-12	7-6	-420	28-11400-1	7-1	-
28-113113-11	7-6	370	28-11400-1	7-8	-
28-113113-13	7-6	310	28-114002-3	7-11	-230
28-113114-1	7-6	200	28-114003-1	7-11	400
28-113114-2	7-6	-210	28-114003-3	7-11	400
28-113118-11	7-6	220	28-114010-11	7-11	50
28-113118-12	7-6	-230	28-114010-12	7-11	-60
28-113120-11	7-6	400	28-114011-13	7-11	-160
28-113122-1	7-6	150	28-114011-15	7-11	-170
28-113122-2	7-6	-160	28-114011-17	7-11	-150
28-113122-3	7-6	170	28-114011-5	7-10	110
28-113122-4	7-6	-180	28-114011-5	7-11	140
28-113124-11	7-6	580	28-114012-1	7-10	200
28-113124-12	7-6	-590	28-114012-11	7-11	240
28-113125-11	7-6	560	28-11401-3	7-8	10
28-113125-12	7-6	-570	28-11401-3	7-11	-90
28-113128-11	7-6	660	28-114013-11	7-11	-280
28-113129-11	7-6	640	28-114013-12	7-11	-290
28-113134-11	7-6	600	28-114013-13	7-11	-300
28-113134-12	7-6	-610	28-114013-17	7-11	-280
28-113135-11	7-6	320	28-114013-3	7-10	180
28-113135-12	7-6	-330	28-114013-3	7-11	270
28-113136-11	7-6	340	28-114014-1	7-11	-
28-113136-12	7-6	-350	28-114014-3	7-11	-
28-113139-1	7-6	10	28-114014-5	7-10	-
28-113139-2	7-6	-20	28-114014-5	7-11	-
28-113140-1	7-6	430	28-114014-5	7-12	-
28-11360-1	6-9	70	28-114014-7	7-11	-
28-11371-1	7-1	-	28-114014-9	7-10	-
28-11371-1	7-1	810	28-114014-9	7-11	-
28-11371-1	7-4	610	28-114015-1	7-10	120
28-11372-1	7-1	290	28-114015-1	7-11	10
28-11373-1	7-1	270	28-114015-2	7-10	170

UNCONTROLLED COPY WHEN DOWNLOADED OR PRINTED

ENSTROM F-28/280 SERIES ILLUSTRATED PARTS CATALOG

PART NUMBER INDEX

Part Number	Figure	Item	Part Number	Figure	Item
28-114015-2	7-11	30	28-11408-10	7-1	400
28-114016-1	7-11	310	28-11408-2	7-1	360
28-114016-3	7-11	-320	28-11409-1	7-8	310
28-114016-7	3-5A	160	28-11412-3	7-1	170
28-114016-7	7-10	250	28-11412-4	7-1	-175
28-114016-7	7-11	310	28-11413-10	7-8	-90A
28-114017-1	7-10	130	28-11413-11	7-8	100
28-114017-1	7-11	200	28-11413-12	7-8	-100A
28-114018-1	7-10	160	28-11413-13	7-8	-100B
28-114018-1	7-11	220	28-11413-3	7-8	-70
28-114019-11	7-11	-110	28-11413-4	7-8	80
28-114019-11	7-12	80	28-11413-5	7-10	310
28-114019-13	7-11	-130	28-11413-6	7-10	-320
28-114019-15	7-12	70	28-11413-9	7-8	90
28-114019-3	7-10	10	28-11414-1	7-1	-
28-114019-3	7-11	-100	28-11414-2	7-1	-
28-114019-3	7-12	-	28-11414-3	7-1	-460
28-114019-5	7-10	80	28-11414-4	7-1	450
28-11402-1	7-8	20	28-11414-5	7-1	-480
28-11402-1	7-9	30	28-11414-6	7-1	470
28-11402-1	7-11	480	28-11417-1	7-1	120
28-114022-1	7-10	50	28-11418-1	7-1	-
28-114022-1	7-12	60	28-11418-2	7-1	-
28-114023-11	7-10	20	28-11420-1	7-8	60
28-114023-11	7-12	10	28-11425-10	7-1	770
28-114024-1	7-10	30	28-11425-2	7-1	-
28-114024-1	7-12	-	28-11425-2	7-2	-
28-114024-11	7-12	20	28-11425-3	7-1	720
28-114024-12	7-12	-30	28-11425-3	7-2	10
28-114025-1	7-11	-120	28-11425-4	7-1	710
28-114026-3	7-10	40	28-11425-4	7-2	-20
28-114026-3	7-12	90	28-11425-5	7-1	760
28-11403-1	7-8	160	28-11425-5	7-2	-70
28-11404-1	9-2	11	28-11425-6	7-1	750
28-11404-13	9-3	290	28-11425-6	7-2	60
28-11404-13	9-4	230	28-11425-7	7-1	740
28-11405-1	7-8	-270	28-11425-8	7-1	730
28-11405-2	7-8	280	28-11425-9	7-1	780
28-11407-1	7-1	340	28-11427-1	7-1	220
28-11407-5	7-4	170	28-11428-1	7-1	310

UNCONTROLLED COPY WHEN DOWNLOADED OR PRINTED

ENSTROM F-28/280 SERIES ILLUSTRATED PARTS CATALOG

PART NUMBER INDEX

Part Number	Figure	Item	Part Number	Figure	Item
28-11430-1	9-1	11	28-11600-17	9-2	2
28-11431-1	9-1	13	28-11600-19	9-2	28
28-11435-1	7-1	180	28-11600-20	9-1	26
28-11435-1	7-4	390	28-11600-21	9-1	27
28-11436	7-1	110	28-116002-13	6-11	140
28-11437-1	7-1	380	28-116002-15	6-11	140
28-11438-1	7-1	390	28-11600-3	9-1	17
28-11440-1	7-1	490	28-11600-4	9-1	18
28-11440-1	7-10	–	28-116004-3	9-1	20
28-11440-1	7-10	–	28-11600-5	9-1	16
28-11442-1	7-8	200	28-116005-1	9-1	21
28-11443-1	7-10	–	28-11600-6	9-2	2A
28-11443-1	7-10	–	28-116006-1	9-1	22
28-114501-1	7-11	–70	28-11600-7	9-2	1A
28-114509	7-11	–80	28-116007-1	9-1	23
28-11452	10-1	22	28-11600-8	9-1	19
28-11460-1	7-10	330	28-116008-1	9-1	24
28-11460-3	7-9	80	28-11600-9	9-2	28A
28-11461-1	9-5	100	28-116009-1	9-1	25
28-11462-11	9-5	95	28-11603-1	9-2	3
28-11464-1	9-5	75	28-11607-11	7-2	–90
28-11466-1	9-5	70	28-11607-12	7-2	80
28-11468-2	9-5	35	28-11608-11	9-3	30
28-11484-11	7-4	580	28-11608-11	9-4	30
28-11484-13	7-4	380	28-11608-13	9-3	30
28-11500-1	3-17	–	28-11608-13	9-4	30
28-11500-5	3-17	50	28-11610-3	9-3	–
28-11501-1	3-16	–	28-11610-5	9-3	–
28-11501-10	3-16	20	28-11611-1	9-3	440
28-11501-12	3-16	10	28-11611-2	9-3	430
28-11501-15	3-16	10	28-11612-11	9-3	–
28-11501-17	3-16	10	28-11613-11	9-3	460
28-11501-3	3-16	–	28-11613-12	9-3	450
28-11501-3	3-17	10	28-11614-11	9-3	480
28-11501-4	3-16	40	28-11614-12	9-3	470
28-11501-4	3-17	170	28-11615-13	9-3	490
28-11501-901	3-16	50	28-11615-15	9-3	490
28-11502-5	3-16	60	28-11618-11	9-3	510
28-11504-1	9-2	43	28-11618-12	9-3	500
28-11600-13	9-2	1	28-11620-1	9-4	130

UNCONTROLLED COPY WHEN DOWNLOADED OR PRINTED

ENSTROM F-28/280 SERIES ILLUSTRATED PARTS CATALOG

PART NUMBER INDEX

Part Number	Figure	Item	Part Number	Figure	Item
28-11621-11	9-4	170	28-11711-17	7-3	10
28-11621-13	9-4	180	28-11711-18	7-1	–
28-11622-1	9-4	20	28-11711-18	7-3	–20
28-11622-13	9-3	21	28-11712-11	7-1	–
28-11622-15	9-4	20A	28-11712-11	7-3	160
28-11622-17	9-3	21A	28-11712-15	7-3	160
28-11622-21	9-4	20A	28-11713-11	7-4	90
28-11623-1	9-4	–	28-11713-12	7-4	–100
28-11623-2	9-4	–	28-11713-15	7-4	120
28-11624	9-4	–	28-11714-3	7-3	–
28-11625-11	9-4	160	28-11714-4	7-3	–
28-11625-13	9-3	420	28-11715-11	7-4	20
28-11626	9-3	–	28-11715-11	7-5	–
28-11700	7-1	–	28-121000-19	3-3	330
28-11701-1	7-1	830	28-121000-19	3-5	100
28-11702-1	7-1	840	28-121000-901	3-7	–
28-11702-2	7-1	–845	28-12100-10	3-22	320
28-11703-1	7-1	850	28-121001-1	3-9	30
28-11703-2	7-1	–855	28-12100-12	3-22	450
28-11708-1	7-1	–	28-12100-13	11-10	60
28-11708-1	7-3	30	28-121005-19	3-8	30
28-11708-2	7-1	–	28-12100-6	11-10	110
28-11708-2	7-3	–40	28-12100-7	11-10	10
28-11709-1	7-1	–	28-121007-1	3-4	210
28-11709-2	7-1	–	28-12100-8	3-22	60
28-11709-3	7-3	140	28-121008-1	3-4	230
28-11709-4	7-3	–150	28-121008-3	3-4	230
28-11710-1	7-1	690	28-12100-9	11-10	20
28-11710-1	7-3	110	28-12100-903	3-6	40
28-11710-11	7-1	690	28-12100-904	3-6	30
28-11710-11	7-3	110	28-121009-3	3-8	90
28-11710-12	7-1	–695	28-121011-1	3-8	130
28-11710-12	7-3	–120	28-12101-11	3-22	190
28-11710-2	7-1	–695	28-121011-3	3-8	10
28-11710-2	7-3	–120	28-121012-11	3-8	40
28-11711-11	7-1	–	28-121013-1	3-7	20
28-11711-11	7-3	10	28-121014-1	3-7	30
28-11711-12	7-1	–	28-12112-4	3-9	10
28-11711-12	7-3	–20	28-12112-5	3-9	10
28-11711-17	7-1	–	28-12116-11	3-9	50

UNCONTROLLED COPY WHEN DOWNLOADED OR PRINTED

ENSTROM F-28/280 SERIES ILLUSTRATED PARTS CATALOG

PART NUMBER INDEX

Part Number	Figure	Item	Part Number	Figure	Item
28-12118-2	3-9	10	28-123019-1	3-2	280
28-12122-1	3-9	20	28-123019-1	3-3	40
28-12125-1	3-9	30	28-12302-1	3-1	10
28-12127-11	3-9	80	28-123022-11	3-3	10
28-12133-11	3-23	630	28-123024-1	3-4	150
28-12134-13	3-8	20	28-12305	10-1	13
28-12134-15	3-8	20	28-12305	10-1	2
28-12134-991	3-8	–	28-12305	10-2	14
28-12140-1	3-5	20	28-12305	10-2	2
28-12141-11	3-30	20A	28-12305-1	3-18	40
28-12142-1	3-22	60	28-12305-1	7-9	240
28-12145-1	3-5	10	28-12313-1	3-1	150
28-12146-1	3-22	450	28-12329-1	3-1	120
28-12146-1	3-23	450	28-12329-1	3-2	280
28-12149-1	3-20	40	28-12335-1	3-2	40
28-12149-1	3-20A	40	28-12341-1	3-2	90
28-12149-1	3-20B	40	28-12344-11	3-2	–
28-12150-1	3-7	350	28-12345-1	3-2	–
28-12151-1	3-7	300	28-12350-1	3-2	110
28-12155-1	3-8	60	28-12350-2	3-2	110
28-12155-15	3-8	65	28-12350-3	3-2	110
28-12158-11	3-7	370	28-12350-5	3-2	110
28-12160-11	3-7	340	28-12353-1	3-2	70
28-12162-1	3-3	250	28-12354-1	3-2	20
28-123005-5	3-4	70	28-12354-2	3-2	20
28-123007-1	3-3	70	28-12357-1	3-1	100
28-123007-11	3-3	70	28-12357-1	3-2	50
28-123009-11	3-3	80	28-12358-1	3-2	200
28-123009-13	3-3	90	28-12359-11	3-3	–
28-123009-15	3-3	90	28-12359-13	3-3	–
28-123009-17	3-3	80	28-12360-1	3-3	190
28-12301-1	3-1	20	28-12361-1	3-2	10
28-123011-1	3-4	160	28-12362-1	3-2	–
28-123012-1	3-4	130	28-12362-1	3-2	100
28-123013-1	3-4	110	28-12400-12	3-24	260
28-123014-1	3-4	20	28-12400-12	11-13	160
28-123015-1	3-4	10	28-12400-16	3-24	50
28-123016-1	3-4	200	28-124002-3	3-23	61
28-123017-1	3-7	100	28-12400-23	3-22	40
28-123018-1	3-23	210	28-12400-23	3-23	40

UNCONTROLLED COPY WHEN DOWNLOADED OR PRINTED

ENSTROM F-28/280 SERIES ILLUSTRATED PARTS CATALOG

PART NUMBER INDEX

Part Number	Figure	Item	Part Number	Figure	Item
28-124003-1	3-4	180	28-12433-1	11-21	70
28-124003-13	3-23	430	28-12433-13	11-21	320
28-124003-19	3-23	–	28-12433-2	3-24	600
28-124003-5	3-8	70	28-12433-2	11-21	310
28-124005-1	3-23	484	28-12433-21	11-21	80
28-124006-11	3-23	150	28-12436-1	3-24	400
28-12400-910	3-23	330	28-12436-1	3-24	410
28-12400-919	3-24	90	28-12437-1	3-24	420
28-12401-1	3-24	10	28-12437-3	3-24	420
28-12401-2	3-24	20	28-12438-1	3-24	210
28-12408-1	3-25	40	28-12438-3	3-24	210
28-12409-1	3-25	30	28-12439-1	3-24	330
28-12410-1	3-25	100	28-12440-1	3-24	110
28-12411-3	3-25	80	28-12441-1	3-24	390
28-12415-9	3-2	130	28-12441-3	3-24	390
28-12416-3	3-24	480	28-12450-11	3-24	590
28-12416-3	11-21	220	28-12450-11	11-21	330
28-12416-4	3-24	470	28-12450-13	3-24	590
28-12417-1	3-26	160	28-12450-13	11-21	340
28-12417-11	3-26	160	28-12451-1	3-24	370
28-12418-1	3-24	500	28-12452-1	3-24	290
28-12419-1	3-24	520	28-12453-1	3-24	280
28-12420-11	3-24	580	28-12456-1	3-24	400
28-12420-11	11-21	230	28-12457-1	3-24	410
28-12420-13	3-24	570	28-12458-1	3-24	330
28-12420-13	11-21	240	28-12459-1	3-24	370
28-12420-15	3-24	560	28-12460-1	3-24	340
28-12420-15	11-21	250	28-12461-1	3-23	340
28-12421-1	3-24	–	28-12461-3	3-23	600
28-12422-1	3-24	30	28-12462-1	3-23	230
28-12424-1	3-24	610	28-12462-3	3-23	590
28-12424-1	11-21	260	28-12463-1	3-23	480
28-12425-1	11-21	270	28-12464-3	3-23	60
28-12426-1	11-21	280	28-12465-1	3-24	620
28-12427-1	11-21	290	28-12470-11	11-8	335
28-12428-1	11-21	300	28-12470-11	11-9	265
28-12429-3	3-24	11	28-12470-11	11-15	–
28-12429-4	3-24	21	28-12470-11	11-15	–
28-12433-1	3-24	600	28-12470-11	11-7	710
28-12433-1	11-21	310	28-12471-11	11-8	445

UNCONTROLLED COPY WHEN DOWNLOADED OR PRINTED

ENSTROM F-28/280 SERIES ILLUSTRATED PARTS CATALOG

PART NUMBER INDEX

Part Number	Figure	Item	Part Number	Figure	Item
28-12471-11	11-9	350	28-12551-17	3-28	270
28-12471-11	11-15	–	28-12551-19	3-28	270
28-12471-11	11-7	940	28-12551-21	3-28	270
28-12472-11	11-8	345	28-12551-21	3-28	270
28-12472-11	11-9	275	28-12552-3	3-28	190
28-12472-11	11-15	–	28-12552-5	3-28	190
28-12472-11	11-7	700	28-12554-101	3-28	231B
28-12473-11	11-8	435	28-12554-103	3-28	231A
28-12473-11	11-9	345	28-12554-7	3-28	231D
28-12473-11	11-15	–	28-12554-9	3-28	231C
28-12473-11	11-15	–	28-12555-1	3-28	240A
28-12473-11	11-7	920	28-12555-7	3-28	240
28-12474-11	11-8	450	28-12555-7	3-28	240
28-12474-11	11-9	360	28-12555-7	3-28	240
28-12474-11	11-15	–	28-12555-7	3-28	240
28-12474-11	11-7	960	28-12560-1	3-28	260
28-12475-11	11-8	440	28-12560-1	3-28	260
28-12475-11	11-9	355	28-12560-1	3-28	260
28-12475-11	11-15	–	28-12560-1	3-28	260
28-12475-11	11-7	930	28-12570-3	3-28	370
28-12478-11	3-24	630	28-12574-11	3-28	210
28-12479-11	11-21	90	28-12575-1	3-3	160
28-12480-1	3-23	540	28-12575-1	3-3	340
28-125000-11	3-28	–	28-12576-1	3-3	280
28-12500-1	3-27	–	28-12577-1	3-28	130
28-125007	10-1	1	28-12577-1	3-3	–
28-125007	10-2	1	28-12600-4	3-18	80
28-125008-1	3-8	160	28-12600-4	3-19	160
28-125011-1	3-29	10	28-126004-1	3-19	10
28-125011-31	3-29	40	28-126004-11	3-19	–
28-125011-33	3-29	50	28-126005-1	3-19	50
28-125011-49	3-29	50	28-126006-1	3-19	20
28-125011-5	3-29	30	28-126007-17	3-20	240
28-125016-11	3-28	–	28-126007-3	3-20	240
28-125017-1	3-28	180	28-126007-3	3-20A	240
28-125082-1	3-29	20	28-126007-3	3-20B	240
28-125082-3	3-29	20	28-126007-5	3-20	220
28-125082-3	3-8	–	28-126007-5	3-20A	220
28-12551-13	3-28	270A	28-126007-5	3-20B	220
28-12551-15	3-28	270	28-126007-7	3-20	220

UNCONTROLLED COPY WHEN DOWNLOADED OR PRINTED

ENSTROM F-28/280 SERIES ILLUSTRATED PARTS CATALOG

PART NUMBER INDEX

Part Number	Figure	Item	Part Number	Figure	Item
28-126008-1	3-20	330	28-12611-4	3-18	60
28-126008-1	3-20A	330	28-12611-5	3-18	30
28-126008-1	3-20B	330	28-12611-5	3-19	–
28-126008-3	3-20	330	28-12611-5	3-20	150
28-126008-3	3-20A	330	28-12611-5	3-20A	150
28-126008-3	3-20B	330	28-12611-5	3-20B	150
28-12601-1	3-21	10	28-12611-8	3-18	50
28-12603-1	3-21	–	28-12612-1	3-18	70
28-12603-3	3-21	–	28-12613-1	3-18	10
28-12603-4	3-21	–	28-12613-4	3-20	270
28-12605-1	3-21	–	28-12613-4	3-20A	270
28-12607-101	3-20	230	28-12613-4	3-20B	270
28-12607-13	3-20	250	28-12613-5	3-20	260
28-12607-6	3-20	250	28-12613-5	3-20A	260
28-12607-6	3-20A	250	28-12613-5	3-20B	260
28-12607-6	3-20B	250	28-12614-1	3-20	290
28-12607-8	3-20	230	28-12614-1	3-20A	290
28-12607-8	3-20A	230	28-12614-1	3-20B	290
28-12607-8	3-20B	230	28-12615-1	3-20	300
28-12608-1	3-18	100	28-12615-1	3-20A	300
28-12608-3	3-18	–	28-12615-1	3-20B	300
28-12608-4	3-18	–	28-12616-1	3-20	280
28-12608-4	3-20	–	28-12616-1	3-20A	280
28-12608-4	3-20A	–	28-12616-1	3-20B	280
28-12608-4	3-20B	–	28-12617-1	3-20	320
28-12609-1	3-18	90	28-12617-1	3-20A	320
28-12609-3	3-18	90	28-12617-1	3-20B	320
28-12609-3	3-20	310	28-12618-1	3-6	220
28-12609-3	3-20A	310	28-12618-1	3-7	190
28-12609-3	3-20B	310	28-12618-13	3-7	200
28-12610-12	3-20	170	28-12618-5	3-6	220
28-12610-12	3-20A	170	28-12618-5	3-7	190
28-12610-12	3-20B	170	28-12619-1	3-20	480
28-12610-13	3-20	180	28-12619-1	3-20A	480
28-12610-13	3-20A	180	28-12619-1	3-20B	480
28-12610-13	3-20B	180	28-12619-4	3-20	–
28-12610-3	3-20	10	28-12619-4	3-20A	–
28-12610-3A	3-20	–	28-12619-4	3-20B	–
28-12610-3A	3-20A	–	28-12619-5	3-20	–
28-12611-1	3-18	20	28-12619-5	3-20A	–

UNCONTROLLED COPY WHEN DOWNLOADED OR PRINTED

ENSTROM F-28/280 SERIES ILLUSTRATED PARTS CATALOG

PART NUMBER INDEX

Part Number	Figure	Item	Part Number	Figure	Item
28-12619-5	3-20B	–	28-12650-11	3-20B	–
28-12620-1	3-20	190	28-12650-17	3-20B	–
28-12620-1	3-20A	190	28-12651-11	3-20B	–
28-12620-1	3-20B	190	28-12651-13	3-20	–
28-12621-1	3-18	–	28-12651-13	3-20A	–
28-12621-1	3-20	–	28-12651-13	3-20B	–
28-12621-1	3-20A	–	28-12652-13	3-20	–
28-12621-1	3-20B	–	28-12652-13	3-20A	–
28-12623-1	3-6	180	28-12652-5	3-20	–
28-12624-1	3-6	210	28-12652-5	3-20	–
28-12624-1	3-7	200	28-12653-13	3-20	–
28-12625-1	3-6	190	28-12653-13	3-20A	–
28-12626-1	3-6	200	28-12653-5	3-20	–
28-12626-1	3-7	270	28-12654-11	3-7	220
28-12626-13	3-6	200	28-12654-13	3-7	230
28-12626-13	3-7	270	28-12655-1	3-20B	50
28-12628-11	3-20	290	28-12655-3	3-20A	50
28-12629-11	3-20	280	28-12655-3	3-20B	50
28-12642-1	3-21	–	28-12655-5	3-20	50
28-12644-1	3-21	–	28-12655-5	3-20A	50
28-12645-1	3-20B	200	28-12656-1	3-20B	30
28-12646-11	3-20A	–	28-12656-3	3-20	30
28-12646-11	3-20B	–	28-12656-3	3-20A	30
28-12646-13	3-20	–	28-12658-11	3-20B	–
28-12646-13	3-20A	–	28-12659-1	3-20	130
28-12646-13	3-20B	–	28-12659-13	3-20B	–
28-12646-15	3-20	–	28-12659-15	3-20	130
28-12646-15	3-20A	–	28-12659-15	3-20A	130
28-12646-15	3-20B	–	28-12659-16	3-20A	140
28-12646-17	3-20	–	28-12659-17	3-20	140
28-12646-17	3-20A	–	28-12659-17	3-20A	140
28-12646-17	3-20B	–	28-12662-1	3-20	60
28-12646-21	3-20	–	28-12662-1	3-20A	60
28-12647-1	3-20A	200	28-12662-11	3-20B	60
28-12647-1	3-20B	200	28-12662-13	3-20A	60
28-12647-3	3-20	200	28-12662-13	3-20B	60
28-12648-1	3-19	70	28-12663-11	3-20B	–
28-12649-1	3-19	60	28-12664-11	3-7	240
28-12650-1	3-20	–	28-12666-1	3-20B	–
28-12650-1	3-20B	–	28-12666-1	3-20B	110

UNCONTROLLED COPY WHEN DOWNLOADED OR PRINTED

ENSTROM F-28/280 SERIES ILLUSTRATED PARTS CATALOG

PART NUMBER INDEX

Part Number	Figure	Item	Part Number	Figure	Item
28-12666-3	3-20	110	28-12683-13	3-20A	–
28-12666-3	3-20A	110	28-12683-13	3-20B	–
28-12666-3	3-20B	110	28-12683-13	3-20B	–
28-12667-11	3-20	–	28-12683-15	3-20B	–
28-12667-11	3-20B	–	28-12683-3	3-20B	–
28-12667-13	3-20B	–	28-12683-3	3-20B	100
28-12668-11	3-20	–	28-12684-11	3-20B	–
28-12668-11	3-20A	–	28-12684-11	3-20B	–
28-12668-11	3-20B	–	28-12685-11	3-20B	–
28-12668-13	3-20B	–	28-12685-13	3-20B	–
28-12669-11	3-20B	–	28-12686-11	3-20	490
28-12674-1	3-20B	70	28-12686-11	3-20A	490
28-12675-1	3-20B	10	28-12686-11	3-20B	490
28-12675-3	3-20A	10	28-12687-1	3-20	120
28-12676-1	3-20B	–	28-12687-1	3-20A	120
28-12676-3	3-20B	–	28-12687-1	3-20B	120
28-12676-5	3-20B	–	28-12688-1	3-20A	70
28-12676-7	3-20A	–	28-12688-13	3-20A	–
28-12676-9	3-20A	–	28-12688-15	3-20A	–
28-12676-901	3-20	–	28-12688-17	3-20A	–
28-12677-1	3-20B	160	28-12688-19	3-20A	–
28-12677-3	3-20B	160	28-12688-25	3-20A	–
28-12678-11	3-20B	–	28-12688-29	3-20	–
28-12679-1	3-20B	130	28-12688-29	3-20A	–
28-12679-3	3-20B	130	28-12688-3	3-20A	70
28-12681-1	3-20B	80	28-12688-5	3-20	70
28-12681-3	3-20B	80	28-12688-5	3-20A	70
28-12681-5	3-20	80	28-12689-11	3-20	160
28-12681-5	3-20A	80	28-12689-11	3-20A	160
28-12682-11	3-20	90	28-127000-1	10-1	–
28-12682-11	3-20A	90	28-127000-11	10-1	3
28-12682-11	3-20B	90	28-127000-11	10-2	3
28-12682-13	3-20B	–	28-127001	10-2	–
28-12683-1	3-20	100	28-127002-1	10-4	–
28-12683-1	3-20A	100	28-127002-3	10-3	–
28-12683-1	3-20B	100	28-127002-5	10-4	–
28-12683-11	3-20	–	28-12701-3	10-1	15
28-12683-11	3-20A	–	28-12701-4	10-1	12
28-12683-11	3-20B	–	28-12701-4	10-2	13
28-12683-13	3-20	–	28-12701-5	10-1	5

UNCONTROLLED COPY WHEN DOWNLOADED OR PRINTED

ENSTROM F-28/280 SERIES ILLUSTRATED PARTS CATALOG

PART NUMBER INDEX

Part Number	Figure	Item	Part Number	Figure	Item
28-12701-5	10-2	5	28-13005-1	5-6	260
28-12705	10-1	16	28-13101-1-R	5-6	10
28-12705	10-3	19	28-13101-5-R	5-6	10
28-12706	10-1	14	28-13107-13	5-6	210
28-12706	10-2	15	28-13107-15	5-6	210
28-12706-1	7-9	230	28-13117-4	5-7	20
28-12706-11	3-5A	10	28-13117-5	5-7	30
28-12706-11	7-9	230	28-13117-6	5-7	45
28-12714	10-1	9	28-13117-7	5-7	50
28-12714	10-2	10	28-13117-8	5-7	35
28-12718	10-1	10	28-13117-9	5-7	40
28-12718	10-2	11	28-13120-1	5-6	150
28-12719	8-5	–	28-13122-1	5-7	10
28-12719-11	8-5	590	28-13122-991	5-7	–
28-12719-12	8-5	–600	28-13129-13	5-4	280
28-127502-1	10-4	340	28-13134-5	5-6	180
28-127508-1	10-3	10	28-13137-1	5-6	60
28-127508-1	10-4	280	28-13137-11	5-6	60
28-127509-1	10-3	5	28-13142-1	5-4	180
28-127509-1	10-4	120	28-13145-1	12-1	–190
28-127510-1	10-3	3	28-13145-1	4-4	300
28-127510-1	10-4	100	28-13148-1	5-6	70
28-127520-11	10-3	2	28-13149-1	5-6	80
28-127520-11	10-4	20	28-13170-103	5-6	10
28-127520-13	10-3	1	28-13170-3-R	5-6	10
28-127520-13	10-4	10	28-13170-7-R	5-6	10
28-127520-15	10-4	30	28-13170-900	5-6	10
28-127520-17	10-2	25	28-13170-903	5-4	240
28-127520-17	10-4	360	28-13170-905	5-4	–
28-127520-19	10-2	26	28-13170-909	5-6	10
28-127520-19	10-4	350	28-13170-9-R	5-6	10
28-127520-25	10-3	16	28-13177-1	5-6	100
28-127520-29	10-4	10	28-13180-11	5-4	270
28-127521-11	10-3	11	28-13181-11	5-4	300
28-127521-11	10-4	290	28-13182-1	5-4	330
28-127523-1	10-4	120	28-13182-11	5-4	330
28-127524-1	10-4	280	28-13184-11	5-4	350
28-12816-1	11-21	350	28-132001-11	5-4	100
28-12830-11	11-21	100	28-132001-13	5-4	100
28-12830-11	7-5	170	28-132005-1	5-3	–

UNCONTROLLED COPY WHEN DOWNLOADED OR PRINTED

ENSTROM F-28/280 SERIES ILLUSTRATED PARTS CATALOG

PART NUMBER INDEX

Part Number	Figure	Item	Part Number	Figure	Item
28-132005-11	5-3	490	28-13254-1	5-2	40
28-132005-3	5-3	–	28-13255-1	5-2	130
28-132006-11	5-3	530	28-13256-1	5-2	70
28-132008-11	5-3	380	28-13259-4	5-1	60
28-132009-11	5-3	540	28-13259-4	5-2	–
28-132010-13	5-4	100	28-13260-1	5-1	380
28-132020-901	5-1	–	28-13263-1	5-2	150
28-132020-903	5-3	–	28-13264-1	5-1	80
28-132020-904	5-3	–	28-13265-1	5-1	100
28-132022-1	5-1	–	28-13266-1	5-1	160
28-132022-11	5-1	330	28-13266-15	5-1	200
28-132022-2	6-11	200	28-13267-1	5-1	190
28-132022-3	6-11	200	28-13267-11	5-1	210
28-13210-13	5-4	110	28-13268-1	5-1	30
28-13211-1	5-4	70	28-13269-1	5-1	140
28-13212-1	5-4	30	28-13271-1	5-4	190
28-13215-1	5-4	250	28-13273-1	5-4	100
28-13215-3	5-4	250	28-13273-13	5-4	100
28-13227-5	5-4	10	28-13274-1	5-1	180
28-13229-1	5-3	10	28-13276-1	5-5	320
28-13230-1	5-3	20	28-13277-1	5-1	40
28-13231-3	5-4	170	28-13278-1	5-3	310
28-13231-4	5-4	170	28-13279-1	5-2	120
28-13231-5	5-4	170	28-13280-3	5-1	230
28-13231-6	5-4	170	28-13280-4	5-1	240
28-13231-7	3-21	60	28-13281-3	5-4	420
28-13231-7	5-4	170	28-13281-4	5-4	420
28-13232-1	5-6	40	28-13281-5	5-4	420
28-13233-1	5-3	70	28-13282-3	5-3	290
28-13234-1	5-3	80	28-13282-4	5-3	290
28-13238-1	5-3	110	28-13282-5	5-3	290
28-13238-1	5-6	30	28-13283-1	5-1	90
28-13245-901	5-3	230	28-13284-1	5-1	430
28-13246-1	5-3	260	28-13285-4	5-5	340
28-13248-1	5-3	250	28-13285-5	5-1	250
28-13250-1	5-2	20	28-13285-6	5-1	50
28-13250-11	5-2	20	28-13285-7	5-1	170
28-13251-1	5-2	30	28-13292-1	5-3	50
28-13252-1	5-2	80	28-13292-4	5-3	60
28-13253-1	5-2	10	28-13296-1	5-3	280

UNCONTROLLED COPY WHEN DOWNLOADED OR PRINTED

ENSTROM F-28/280 SERIES ILLUSTRATED PARTS CATALOG

PART NUMBER INDEX

Part Number	Figure	Item	Part Number	Figure	Item
28-13297-1	5-3	240	28-13605-4	7-5	440
28-13299-1	5-3	420	28-13605-5	12-3	60
28-13299-3	5-3	420	28-13605-5	7-5	-440A
28-13300-13	5-4	100	28-13605-6	12-3	60
28-13302-1	5-4	430	28-13605-6	7-5	-440B
28-13302-11	5-4	430	28-13605-7	12-3	60
28-13302-13	5-4	430	28-13605-7	7-5	-440C
28-13303-11	5-4	300	28-13605-8	12-3	60
28-13305-1	5-4	40	28-13605-8	7-5	-440D
28-13306-1	5-4	150	28-13606-1	12-3	40
28-13313-1	5-3	140	28-13607-1	12-2	40
28-13316-1	5-3	170	28-13611-1	12-3	10
28-13316-913	5-3	180	28-13613-1	12-2	20
28-13318-1	5-3	340	28-13613-901	12-2	-20A
28-13318-7	5-3	340	28-13614-1	12-2	30
28-13319-1	5-4	60	28-13614-1	5-6	248
28-13321-11	5-4	430	28-13614-1DR	12-2	-30A
28-13321-13	5-4	430	28-13617-902	12-3	-5
28-13321-15	5-4	430	28-13617-903	12-2	-5
28-13321-17	5-4	430	28-13617-905	12-2	-5A
28-13322-11	5-4	300	28-13618-1	12-2	10
28-13323-11	5-4	280	28-13619-1	12-2	140
28-13401-4	5-4	200	28-13621-11	12-2	150
28-135003-1	12-1	30	28-13621-13	12-2	150
28-135003-11	12-1	30	28-13623-11	12-2	50A
28-13511-11	12-1	180	28-13623-13	12-2	50B
28-13515-3	12-1	50	28-13623-17	12-2	50C
28-13525-5	12-1	-10	28-13623-25	12-2	60A
28-13525-7	12-1	10A	28-13623-27	12-2	60B
28-13525-7	12-5	510	28-13623-29	12-2	60C
28-13531-11	12-1	140	28-13623-31	12-2	60D
28-13532-11	12-1	160	28-14004-1	4-1	380
28-13600-3	12-2	60A	28-14006-11	4-1	280
28-13600-4	12-2	60B	28-14006-13	4-1	280
28-13600-5	12-2	60C	28-14006-15	4-1	280
28-13600-6	12-2	50A	28-14006-17	4-1	280
28-13600-7	12-2	50B	28-14006-19	4-1	280
28-13600-8	12-2	50C	28-14006-3	4-1	280
28-13605-3	12-3	60	28-14006-5	4-1	280
28-13605-4	12-3	60	28-14006-7	4-1	280

UNCONTROLLED COPY WHEN DOWNLOADED OR PRINTED

ENSTROM F-28/280 SERIES ILLUSTRATED PARTS CATALOG

PART NUMBER INDEX

Part Number	Figure	Item	Part Number	Figure	Item
28-14006-9	4-1	280	28-14233-2	4-3	60
28-14007-1	4-2	250	28-14233-3	4-3	60
28-14007-3	4-2	250	28-14234-9	4-2	–
28-14008-1	4-1	370	28-14234-901	4-2	–
28-14009-1	4-1	350	28-14234-909	4-2	–
28-14009-2	4-1	350	28-14235-1	4-1	360
28-14009-3	4-1	350	28-14236-1	4-1	220
28-14009-5	4-1	350	28-14236-1	4-1	270
28-14019-10	4-3	40	28-14236-1	4-3	30
28-14019-2	4-3	40	28-14239-1	4-2	210
28-14019-3	4-3	40	28-14239-11	4-2	–
28-14019-5	4-3	40	28-14239-3	4-2	–
28-14019-6	4-3	40	28-14239-5	4-2	210
28-14100-9	4-2	240	28-14240-1	4-2	20
28-14109-1	4-2	380	28-14244-1	4-1	80
28-14110-1	4-2	–	28-14248-1	5-3	510
28-14110-2	4-2	–	28-14250-1	4-1	–
28-14110-3	4-2	–	28-14250-1	8-4	40
28-14117-1	4-1	200	28-14250-3	8-4	50
28-14117-11	4-1	200	28-14251-1	4-1	230
28-14119-11	4-2	242	28-14251-2	4-1	240
28-14120-11	12-9	90	28-14256-1	4-1	290
28-14120-11	12-10	110	28-14257-1	4-1	300
28-14121-11	12-10	120	28-14259-1	4-3	150
28-14141-913	4-2	370	28-14259-3	8-4	160
28-14202-1	4-1	40	28-14259-3	8-5	480
28-14207-1	8-4	30	28-14261-1	4-2	100
28-14207-101	8-4	30	28-14262-1	8-4	80
28-14207-7	8-4	30	28-14265-3	4-4	100
28-14219-3	4-1	–	28-14268-1	4-4	–
28-14219-7	4-1	–	28-14270-1	4-2	–
28-14219-901	4-1	–	28-14270-1	11-21	360
28-14223-1	4-1	100	28-14276-1	4-4	20
28-14224-1	4-1	70	28-14277-1	4-4	30
28-14224-3	4-1	130	28-14278-1	4-2	330
28-14227-1	4-1	180	28-14278-1	8-4	10
28-14227-11	4-3	10	28-14279-1	4-2	150
28-14228-1	4-1	170	28-14279-3	4-2	150
28-14228-15	4-1	170	28-14280-1	4-1	90
28-14231-1	4-2	50	28-14280-3	4-1	90

UNCONTROLLED COPY WHEN DOWNLOADED OR PRINTED

ENSTROM F-28/280 SERIES ILLUSTRATED PARTS CATALOG

PART NUMBER INDEX

Part Number	Figure	Item	Part Number	Figure	Item
28-14280-5	4-1	90	28-14375-105	4-4	–
28-14281-1R	4-1	120	28-14375-7	4-4	–
28-14281-3	4-1	120	28-14375-905	4-4	–
28-14281-5	4-1	120	28-14375-906	4-4	–
28-14282-11	4-2	10	28-14381-901	4-2.1	100
28-14282-13	4-2	10	28-14381-902	4-2.1	60
28-14283-1	4-2	280	28-14381-903	4-2	–
28-14290-3	4-1	110	28-14382-19	4-2.1	160
28-14290-5	4-1	110	28-14382-21	4-2.1	90
28-14290-7	4-1	110	28-14383-13	4-2.1	-70
28-14290-9	4-1	110	28-14384-13	4-2.1	-120
28-14293-11	4-2	180	28-14385-15	4-2.1	10
28-14293-13	4-2	180	28-14386-5	4-2.1	40
28-14293-7	4-2	180	28-14389-11	4-2.1	-110
28-14293-9	4-2	180	28-14389-13	4-2.1	-80
28-14311-1	4-2	70	28-150000-10	12-10	–
28-14313-1	4-2	130	28-150000-7	12-10	–
28-14320-15	4-2	170	28-150001-5	12-13	200
28-14335-1	4-2	190	28-150001-5	12-10	10
28-14356-5	4-4	121	28-150001-5	12-11	180
28-14357-3	4-4	10	28-150001-5	12-12	190
28-14357-5	4-4	10	28-150014-14	12-10	90
28-14358-3	4-4	50	28-150015-11	12-10	60
28-14358-4	4-4	120	28-150016-11	12-10	50
28-14359-15	4-4	20	28-15002-1	12-9	30
28-14359-17	4-4	30	28-150026-11	12-10	80
28-14366-1	4-4	210	28-150033-1	12-10	–
28-14367-7	4-4	220	28-150044-5	12-13	210
28-14368-1	6-11	280	28-150044-5	12-11	190
28-14368-2	4-4	230	28-150046-1	12-10	70
28-14369-1	4-4	270	28-150048-1	12-10	260
28-14370-15	4-4	60	28-150050-2	12-11	–
28-14370-17	4-4	60	28-15005-1	12-9	170
28-14371-1	4-4	80	28-150051-1	12-11	70
28-14372-1	4-4	70	28-150053-1	12-11	120
28-14372-3	4-4	70	28-150055	12-10	–
28-14374-13	11-21	370	28-150055-1	12-13	150
28-14374-15	4-4	290	28-150055-1	12-11	290
28-14374-15	11-21	370	28-150055-1	12-12	140
28-14375-101	4-4	–	28-150055-13	12-13	150

UNCONTROLLED COPY WHEN DOWNLOADED OR PRINTED

ENSTROM F-28/280 SERIES ILLUSTRATED PARTS CATALOG

PART NUMBER INDEX

Part Number	Figure	Item	Part Number	Figure	Item
28-150055-15	12-13	-150A	28-150077-11	12-13	-
28-150060-11	12-13	120	28-150078-10	12-13	80
28-150060-11	12-10	-70A	28-150078-12	12-13	80
28-150060-11	12-11	160	28-150078-13	12-13	80
28-150060-11	12-12	110	28-150078-15	12-13	80
28-150062-11	12-11	90	28-150079-1	12-13	-
28-150062-13	12-11	90	28-150079-5	12-13	-
28-150063-11	12-13	130	28-150079-5	12-5	460
28-150063-11	12-10	-	28-150079-901	12-13	-
28-150063-11	12-11	280	28-15013-1	12-9	240
28-150063-11	12-12	120	28-15017-1	12-9	110
28-150063-13	12-13	-130A	28-15018-3	12-9	-
28-150064-11	12-11	60	28-15027-10	12-9	180
28-150066-11	12-11	140	28-15028-1	12-5	-
28-150067-11	12-12	20	28-15028-1	12-11	30
28-150067-13	12-12	-20A	28-15028-1	12-12	280
28-150067-15	12-13	20	28-15028-1	12-13	310
28-150070-11	12-12	40	28-15030-1	12-13	310
28-150070-13	12-12	-40A	28-15030-1	12-5	470
28-150072-1	12-12	60	28-15030-1	12-11	-
28-150072-10	12-12	60	28-15030-1	12-12	-
28-150072-11	12-12	90	28-15033-1	12-11	240
28-150072-2	12-12	60	28-15033-11	12-11	240
28-150072-20	12-12	60	28-15033-13	12-12	180
28-150072-21	12-12	70	28-15033-5	12-13	190
28-150072-3	12-12	60	28-15202-13	12-9	40
28-150072-5	12-12	60	28-15203-1	12-10	140
28-150072-7	12-12	60	28-15203-3	12-9	60
28-150073-1	12-12	-	28-15203-4	12-9	60
28-150073-5	12-12	-	28-15203-5	12-9	60
28-150074-11	12-12	10	28-15203-6	12-9	60
28-150074-13	12-13	10	28-15206-1	12-9	50
28-150075-11	12-12	-30A	28-15206-1	12-10	150
28-150076-1	12-13	90	28-16005-1	8-15	20
28-150076-13	12-13	70	28-16006-1	3-10	320
28-150076-15	12-13	40	28-16007-3	8-15	30
28-150076-17	12-13	30	28-16011-1	3-11	500
28-150076-19	12-13	60	28-16011-1	8-15	60
28-150076-21	12-13	90	28-16019-1	8-14	50
28-150077-1	12-13	-	28-16021-11	3-11	370

UNCONTROLLED COPY WHEN DOWNLOADED OR PRINTED

ENSTROM F-28/280 SERIES ILLUSTRATED PARTS CATALOG

PART NUMBER INDEX

Part Number	Figure	Item	Part Number	Figure	Item
28-16021-11	3-11	370	28-16070-103	9-4	120
28-16022-1	8-15	130	28-16070-105	9-4	125
28-16022-11	3-11	490	28-16070-5	9-1	2C
28-16022-11	3-13	10	28-16070-5	9-3	520
28-16022-11	8-15	130	28-16070-7	9-1	2B
28-16023	8-20	-	28-16070-7	9-4	120
28-16023-4	8-19	-	28-16070-9	9-1	2C
28-16023-7	8-15	10	28-16070-9	9-3	520
28-16024	8-3	-	28-16074-11	3-11	280
28-16024	8-5	-	28-16080	8-20	-
28-16024	8-6	-	28-16080-103	8-14	-
28-16024	8-6A	-	28-16080-103	8-15	-
28-16024	8-8	-	28-16080-105	8-14	-
28-16024-911	8-5A	-	28-16080-105	8-15	-
28-16024-912	8-5A	-	28-16080-105	8-16	-
28-16026-1	8-5	-180A	28-16080-105	8-17	-
28-16026-3	8-5	-180B	28-16080-9	8-14	-
28-16026-5	8-5	-180C	28-16080-9	8-15	-
28-16026-7	8-5	-180D	28-16080-901	3-11	-
28-16026-9	8-5	-180E	28-16083-1	8-21	-50
28-16029-1	8-19	130	28-16087-11	3-11	290
28-16029-2	8-14	-	28-16087-13	3-11	390
28-16029-3	8-14	-	28-16088-13	3-11	50
28-16029-5	8-14	-	28-16096-1	3-11	10
28-16030-1	6-14	-	28-16096-3	3-11	10
28-16030-3	6-14	-	28-16098-11	3-11	170
28-16032-11	8-15	50	28-16099-1	9-1	2D
28-16039-1	8-14	-10	28-16101-101	8-1	-
28-16039-3	8-14	10	28-16101-105	8-4	-
28-16042-11	8-14	20	28-16101-107	8-3A	-
28-16042-11	8-15	40	28-16103-1	8-3A	50
28-16043-13	8-3A	280	28-16105-1	8-3A	30
28-16043-15	8-3A	300	28-16106-2	8-3A	70
28-16043-19	8-3A	140	28-16108-11	8-3A	90
28-16056-1	8-5A	50	28-16108-2	8-3A	90
28-16057-1	8-5A	110	28-16109-1	8-3A	230
28-16069-3	9-4	-	28-16109-11	8-3A	230
28-16069-5	9-3	-	28-16109-13	8-3A	240
28-16070-101	9-1	2B	28-16110-1	8-3A	160
28-16070-101	9-4	120	28-16112-15	8-3A	190

UNCONTROLLED COPY WHEN DOWNLOADED OR PRINTED

ENSTROM F-28/280 SERIES ILLUSTRATED PARTS CATALOG

PART NUMBER INDEX

Part Number	Figure	Item	Part Number	Figure	Item
28-16112-17	8-3A	190	28-16156-1	8-5	30
28-16113-1	8-3A	210	28-16156-1	12-5	–
28-16114-1	8-13	10	28-16156-1	12-5	–
28-16116-1	8-1	220	28-16157-3	8-20	50
28-16116-11	8-1	220	28-16157-3	8-5	400
28-16119-3	8-1	80	28-16157-3	12-5	330
28-16119-5	8-1	80	28-16157-4	8-5	500
28-16123-1	8-1	10	28-16158-1	8-5	70
28-16123-11	8-1	10	28-16159-1	8-5	80
28-16124-1	8-2	40	28-16160-1	8-5	110
28-16125-3	8-3A	110	28-16160-7	8-5	110
28-16125-4	8-3A	120	28-16160-7	8-6A	70
28-16125-5	8-3A	130	28-16162-1	8-18	70
28-16126-1	8-3A	200	28-16162-1	8-19	80
28-16129-2	8-2	30	28-16162-1	8-21	50
28-16131-1	8-3A	220	28-16163	8-18	230
28-16131-11	8-3A	220	28-16163-1	8-13	40
28-16132-1	8-3A	–	28-16168-1	3-10	160
28-16132-3	8-3A	340	28-16168-1	8-13	80
28-16132-4	8-3A	330	28-16169-1	8-12	20
28-16133-1	8-3A	350	28-16169-1	8-13	140
28-16136-1	8-5	–	28-16170-5	8-13	–
28-16136-101	8-5	–	28-16179-1	8-20	130
28-16136-103	8-5	–	28-16179-2	8-20	–130
28-16136-5	8-5	–	28-16180-1	8-18	210
28-16143-1	8-3A	380	28-16180-1	8-19	170
28-16143-3	8-3A	380	28-16181	8-18	130
28-16145-1	8-5	220	28-16182	8-18	150
28-16148-1	8-5A	40	28-16183-1	8-5A	10
28-16148-3	8-5A	40	28-16183-901	8-5A	10
28-16150-1	8-5A	30	28-16186-1	8-19	10
28-16153-1	12-5	–	28-16186-3	8-19	10
28-16153-1	12-5	–	28-16189-1	8-14	150
28-16154-1	12-5	200	28-16189-1	8-20	120
28-16155-4	8-5	120	28-16190-1	8-5	50
28-16155-4	8-6A	100	28-16191-1	8-5	60
28-16155-5	8-5	90	28-16192-1	8-5	100
28-16156-1	8-18	140	28-16194-5	8-14	60
28-16156-1	8-20	100	28-16197-1	8-3	160
28-16156-1	8-3	120	28-16197-1	8-5	10

UNCONTROLLED COPY WHEN DOWNLOADED OR PRINTED

ENSTROM F-28/280 SERIES ILLUSTRATED PARTS CATALOG

PART NUMBER INDEX

Part Number	Figure	Item	Part Number	Figure	Item
28-16198-1	8-3	130	28-16211-1	7-5	-940
28-16198-1	8-5	40	28-16214-1	8-18	190
28-16200	8-18	-	28-16214-1	8-19	150
28-16200	8-20	-	28-16215-1	3-10	360
28-16200-10	8-12	-	28-16215-1	11-21	380
28-16200-101	8-13	-	28-16216-3	8-18	90
28-16200-4	8-18	50	28-16216-3	8-19	90
28-16200-4	8-19	60	28-16217-11	8-5	360
28-162004-11	8-11	260A	28-16217-13	8-5	-360A
28-16201-1	8-3A	470	28-16217-15	8-5	-360B
28-16201-1	8-9	330	28-16217-17	8-5	-360C
28-16201-1	8-10	330	28-16217-19	8-5	-360D
28-16202-1	8-20	110	28-16217-21	8-5	-360E
28-16202-1	8-5	540	28-16217-23	8-5	-360F
28-16203-1	8-11	170	28-16218-1	8-5	20
28-16203-1	8-3A	480	28-16219-1	8-3	140
28-16203-1	8-4	60	28-16220-1	8-5	300
28-16203-1	8-8	80	28-16220-5	8-5	300
28-16204-1	8-18	120	28-16222-1	8-11	260
28-16204-1	8-19	120	28-16223-19	8-1	210
28-162040-11	8-7	40	28-16224-5	8-1	230
28-162041-1	8-7	-10	28-16225-19	8-1	240
28-162041-2	8-7	-10	28-16226-5	8-1	200
28-162042-11	8-7	30	28-16227-1	8-21	30
28-162043-1	8-7	10	28-16227-3	8-1	160
28-162043-1	8-9	-	28-16228-1	8-1	50
28-162043-3	8-9	-	28-16229-13	8-11	250
28-16205-1	8-5	290	28-16229-15	8-11	250
28-16205-5	8-5	290	28-16230-1	8-11	240
28-16206-11	8-4	20	28-16231-1	8-11	280
28-16208-1	8-14	140	28-16232-1	8-11	30
28-16208-1	8-20	10	28-16233-1	8-11	180
28-16209-1	8-5	490	28-16234-1	8-11	80
28-16209-11	8-5	-490A	28-16235-1	8-11	120
28-16210-3	8-5	530	28-16235-11	8-11	120
28-16210-3	7-5	930	28-16236-1	8-11	220
28-16210-4	8-20	90	28-16236-15	8-11	220
28-16211-1	8-20	40	28-16236-17	8-11	220
28-16211-1	8-5	390	28-16237-1	8-11	230
28-16211-1	8-8	130	28-16237-11	8-11	230

UNCONTROLLED COPY WHEN DOWNLOADED OR PRINTED

ENSTROM F-28/280 SERIES ILLUSTRATED PARTS CATALOG

PART NUMBER INDEX

Part Number	Figure	Item	Part Number	Figure	Item
28-16237-13	8-11	230	28-16290-2	8-6	70
28-16238-3	8-11	290	28-16290-2	8-6A	10
28-16238-5	8-11	290	28-16291-1	8-6	90
28-16238-7	8-11	290	28-16291-1	8-6A	30
28-16239-1	8-11	40	28-16292-11	8-6A	–
28-16239-101	8-11	40	28-16293-2	8-6	–
28-16239-5	8-11	40	28-16293-2	8-6A	–
28-16239-9	8-11	40	28-16294-1	8-6	10
28-16242-1	8-11	–320	28-16294-1	8-6A	80
28-16242-5	8-11	–350	28-16294-13	8-6A	80
28-16242-7	8-11	–340	28-16295-1	8-6	–
28-16242-901	8-11	–310	28-16296-11	11-21	390
28-16242-907	8-11	–330	28-16300	12-7	–5
28-16246	8-12	30	28-16300	12-9	–
28-16249	8-12	70	28-16301-3	12-8	10A
28-16250-1	8-12	–	28-16301-4	12-7	10
28-16253-1	8-3A	460	28-16301-4	12-8	10B
28-16253-101	8-3A	420	28-16301-7	12-7	10A
28-16253-103	8-3A	420	28-16301-7	12-8	10C
28-16253-105	8-3A	460	28-16302-1	12-7	80
28-16253-6	8-3A	450	28-16307-1	12-7	110
28-16253-8	8-3A	450	28-16308-1	12-7	40
28-16258-1	8-11	200	28-16308-1	12-7	180
28-16259-1	8-3A	20	28-16308-1	12-8	210
28-16260-1	8-3A	10	28-16308-1	12-5	520
28-16261	8-13	–	28-16309-1	12-7	170
28-16261-1	8-12	10	28-16310-2	12-7	30
28-16263-5	8-1	170	28-16310-2	12-8	200
28-16264-1	8-3A	40	28-16310-2	12-5	530
28-16275-1	8-21	60	28-16311-1	12-7	20
28-16276-1	8-21	40	28-16311-1	12-7	165
28-16283-2	8-6	80	28-16311-1	12-8	–30
28-16283-2	8-6A	20	28-16311-1	12-8	–170
28-16283-4	8-5	340	28-16311-1	12-8	–190
28-16283-4	8-6	20	28-16311-1	5-3	350
28-16283-4	8-7	20	28-16313-1	12-7	160
28-16284-1	8-5	330	28-16313-1	12-8	150
28-16284-1	8-6	30	28-16313-1	12-5	620
28-16284-1	8-6A	90	28-16314-1	12-7	230
28-16290-2	8-5	320	28-16314-1	12-8	180

UNCONTROLLED COPY WHEN DOWNLOADED OR PRINTED

ENSTROM F-28/280 SERIES ILLUSTRATED PARTS CATALOG

PART NUMBER INDEX

Part Number	Figure	Item	Part Number	Figure	Item
28-16314-1	12-5	610	28-16345-1	12-6	130
28-16315-1R	12-7	230A	28-16345-1	12-5	650
28-16317-1R	12-7	160A	28-16345-11	12-5	650
28-16319-1	12-7	210	28-16345-11	12-6	130
28-16319-1	12-8	-160	28-16348-1	9-5	20
28-16320-1	12-7	120	28-16348-1	12-5	410
28-16321-1	12-5	60	28-16349-1	12-5	270
28-16321-101	12-5	-60A	28-16351-1	12-5	450
28-16321-103	12-5	-60B	28-16352-1	12-5	660
28-16321-105	12-5	-60C	28-16353-3	12-6	50
28-16322-1	12-5	50	28-16353-3	12-10	240
28-16322-7	12-5	50	28-16353-4	12-10	230
28-16322-9	12-5	-50A	28-16353-5	12-6	30
28-16324	12-7	110A	28-16353-5	12-5	720
28-16325-2	12-7	120A	28-16355-1	12-5	90
28-16331-1	12-7	10B	28-16361-1	8-1	20
28-16331-1	12-8	20	28-16361-1	8-3	10
28-16331-1	12-5	-	28-16374-1	12-8	140
28-16334-1	12-5	40	28-16374-1	12-5	590
28-16334-3	12-5	70	28-16380	12-8	-5A
28-16334-5	12-5	-40A	28-16380	12-10	-
28-16334-7	12-5	-40B	28-16386-1	8-3A	80
28-16334-9	12-5	-40C	28-16387-1	8-1	60
28-16336-11	8-3A	440	28-16389-2	8-3A	150
28-16336-11	8-4	60	28-16390-11	8-5A	-20
28-16338-1	12-5	10	28-16391-1	12-6	120B
28-16338-2	12-5	20	28-16391-13	12-5	-
28-16338-3	12-5	-	28-16391-3	12-6	120A
28-16338-5	12-5	-	28-16391-5	12-6	120
28-16338-5	12-5	-	28-16391-5	12-5	500
28-16338-7	12-5	-	28-16392-13	12-6	180
28-16339-1	12-5	30	28-16392-13	12-8	60
28-16339-3	12-5	-	28-16392-13	12-5	-
28-16339-4	12-5	-	28-16394-11	12-5	-
28-16339-5	12-5	-	28-16394-2	12-8	40
28-16339-6	12-5	-	28-16395-1	12-8	120
28-16339-7	12-5	-	28-16395-1	12-5	550
28-16340-1	12-5	430	28-16396-2	12-8	10
28-16341-1	12-5	100	28-16396-2	12-5	540
28-16342-1	12-5	370	28-16397-11	12-8	50

UNCONTROLLED COPY WHEN DOWNLOADED OR PRINTED

ENSTROM F-28/280 SERIES ILLUSTRATED PARTS CATALOG

PART NUMBER INDEX

Part Number	Figure	Item	Part Number	Figure	Item
28-16397-11	12-5	–	28-16484-11	3-11	120
28-16398	12-6	–5	28-16490-101	3-15	70
28-16398	12-8	–5	28-16493-11	3-13	10
28-16398-103	12-5	–	28-16493-13	3-13	10
28-16398-901	12-6	120C	28-16497-1	3-13	20
28-16399-13	12-1	220	28-16497-1	8-14	40
28-16400-1	8-12	–	28-16498-101	3-11	450
28-164001-1	3-10	70	28-16498-101	3-13	80
28-16401-1	3-10	220	28-16498-7	3-13	80
28-16401-1	8-12	150	28-16498-9	3-11	430
28-16401-5	3-10	220	28-16498-9	3-11	450
28-16403-1	3-10	290	28-16499-9	3-12	100
28-16403-1	8-13	110	28-16499-9	3-12	100
28-16404-1	3-10	300	28-16504-1	5-5	130
28-16404-1	8-13	120	28-16505-1	5-5	200
28-164043-11	3-10	340	28-16506-1	5-5	220
28-164043-11	3-14	–	28-16515-1	5-5	20
28-164043-11	3-15	–	28-16515-3	5-5	30
28-16405-1	3-10	70	28-16516-1	5-5	10
28-16407	8-12	60	28-16516-13	5-5	10
28-16407-1	3-10	200	28-16518-1	5-5	160
28-16409-13	3-11	60	28-16519-1	5-5	40
28-16409-13	8-15	90	28-16520-1	5-1	270
28-16409-15	3-11	60	28-16520-1	5-5	50
28-16409-15	8-15	90	28-16521-11	5-5	80
28-16421-1	3-11	40	28-16522-1	5-5	90
28-16447-1	3-10	20	28-16523-1	5-5	–
28-16449-1	3-10	350	28-16524-3	5-6	–
28-16449-1	11-21	400	28-16524-3	8-1	180
28-16473-1	3-11	220	28-16524-4	5-6	–
28-16473-1	3-11	440	28-16524-4	8-1	180
28-16476-2	3-11	150	28-16524-5	5-6	–
28-16476-3	3-11	250	28-16524-5	8-1	180
28-16477-1	3-11	240	28-16524-6	5-6	–
28-16477-2	3-11	300	28-16524-6	8-1	180
28-16478-3	3-11	–	28-16524-7	5-6	–
28-16478-5	3-11	–	28-16524-7	8-1	180
28-16479-13	3-11	110	28-16524-8	5-6	–
28-16481-5	3-11	–	28-16524-8	8-1	180
28-16482-13	3-11	210	28-16525-1	5-5	360

UNCONTROLLED COPY WHEN DOWNLOADED OR PRINTED

ENSTROM F-28/280 SERIES ILLUSTRATED PARTS CATALOG

PART NUMBER INDEX

Part Number	Figure	Item	Part Number	Figure	Item
28-16525-1	11-21	410	28-16604-1	8-9	410
28-16526-1	5-5	370	28-16604-1	8-10	410
28-16526-1	11-21	420	28-16607-1	8-9	270
28-16537-11	5-5	380	28-16607-1	8-10	270
28-16537-13	5-5	390	28-16608-1	8-9	300
28-16542-11	5-5	240	28-16608-1	8-10	300
28-16561-1	8-17	90	28-16609-1	8-9	200
28-16561-2	8-16	90	28-16609-1	8-10	200
28-16563-1	8-16	260	28-16610-1	8-9	180
28-16563-2	8-16	230	28-16610-1	8-10	180
28-16564-13	8-17	210	28-16611-1	8-9	360
28-16564-15	8-17	230	28-16611-1	8-10	360
28-16565-11	8-16	130	28-16611-13	8-9	360
28-16565-11	8-17	140	28-16611-13	8-10	360
28-16567-1	8-17	250	28-16611-15	8-9	360
28-16567-2	8-16	220	28-16611-15	8-10	360
28-16568-1	8-17	120	28-16612-5	8-9	–
28-16568-2	8-16	110	28-16612-5	8-10	–
28-16600-10	8-8	20	28-16613-1	8-9	350
28-16600-101	8-8	90	28-16613-1	8-10	350
28-16600-103	8-8	10	28-16613-3	8-9	350
28-16600-105	8-8	90	28-16613-3	8-10	350
28-16600-107	8-8	10	28-16614-1	8-9	–10
28-16600-109	8-8	100	28-16614-1	8-10	–10
28-16600-111	8-8	20	28-16614-3	8-9	10
28-16600-113	8-8	90	28-16614-3	8-10	10
28-16600-113	8-10	–	28-16614-5	8-9	10
28-16600-115	8-8	10	28-16614-5	8-10	10
28-16600-115	8-9	–	28-16616-1	8-10	320
28-16600-117	8-8	100	28-16616-5	8-9	320
28-16600-117	8-10	–	28-16616-7	8-9	320
28-16600-119	8-8	20	28-16616-9	8-10	320
28-16600-119	8-9	–	28-16617-1	8-10	–
28-16600-7	8-8	100	28-16617-2	8-9	–
28-16600-8	8-8	20	28-16618-101	8-10	310
28-16600-9	8-8	100	28-16618-103	8-7	–
28-16601-1	8-9	420	28-16618-103	8-9	310
28-16601-1	8-10	420	28-16618-105	8-10	310
28-16603-1	8-10	440	28-16618-6	8-9	310
28-16603-15	8-10	430	28-16618-7	8-10	310

UNCONTROLLED COPY WHEN DOWNLOADED OR PRINTED

ENSTROM F-28/280 SERIES ILLUSTRATED PARTS CATALOG

PART NUMBER INDEX

Part Number	Figure	Item	Part Number	Figure	Item
28-16618-9	8-9	310	28-17005-1	11-21	430
28-16619-1	8-9	160	28-17006-13	7-9	440
28-16619-1	8-10	160	28-17100-903	7-19	–
28-16620-1	8-10	–	28-17100-903	7-20	–
28-16620-2	8-9	–	28-17100-907	7-19	–
28-16621-1	8-9	–110A	28-17100-907	7-20	–
28-16621-1	8-10	–110A	28-17100-923	7-19	–
28-16623-1	8-10	250	28-17100-923	7-20	–
28-16624-1	8-9	–40	28-17100-927	7-19	–
28-16624-1	8-10	–40	28-17100-927	7-20	–
28-16624-11	8-9	40	28-17101-1	7-20	280
28-16624-11	8-10	40	28-17101-7	7-20	280
28-16624-3	8-9	40	28-17102-3	7-20	170
28-16624-3	8-10	40	28-17104-1	7-20	130
28-16625-1	8-8	50	28-17106-1	7-20	–
28-16626-1	8-9	390	28-17106-2	7-20	–
28-16628-1	8-9	340	28-17108-1	7-22	110
28-16628-1	8-10	340	28-17108-2	7-22	–120
28-16630-1	8-10	220	28-17111-1	7-20	90
28-16630-2	8-9	220	28-17113-13	7-22	240
28-16630-3	8-10	220	28-17119-11	7-22	170
28-16630-4	8-9	220	28-17119-12	7-22	–180
28-16632-1	8-9	260	28-17119-13	7-22	–190
28-16632-1	8-10	260	28-17119-14	7-22	–200
28-16633-1	8-9	140	28-17119-15	7-22	170
28-16633-1	8-10	140	28-17120-11	7-22	100
28-16635-1	8-9	250	28-17121-1	7-20	320
28-16636-3	8-9	–	28-17122-1	7-19	–
28-16636-3	8-10	–	28-17122-1	7-20	200
28-16636-5	8-9	–	28-17122-3	7-20	220
28-16636-5	8-10	–	28-17122-5	7-20	210
28-16637-11	8-6A	–	28-17123-1	7-20	–
28-16650-11	6-11	230	28-17123-1	7-21	50
28-17000-1	7-20	–	28-17123-11	7-21	50
28-17000-11	7-20	510	28-17124-1	7-20	50
28-17000-13	7-20	520	28-17129-1	7-20	230
28-17000-15	7-20	530	28-17132-1	7-19	10
28-17001-101	7-20	480	28-17132-1	7-20	10
28-17002-11	7-20	470	28-17132-2	7-20	20
28-17004-1	7-20	490	28-17132-3	7-20	30

UNCONTROLLED COPY WHEN DOWNLOADED OR PRINTED

ENSTROM F-28/280 SERIES ILLUSTRATED PARTS CATALOG

PART NUMBER INDEX

Part Number	Figure	Item	Part Number	Figure	Item
28-17132-4	7-20	40	28-17151-1	7-21	140
28-17135-11	7-20	-	28-17153-1	7-21	-220
28-17135-11	7-21	10	28-17153-13	7-21	210
28-17138-1	7-22	230	28-17154-1	7-21	-200
28-17139-1	7-22	130	28-17155-1	7-21	240
28-17139-2	7-22	-140	28-17156-1	7-21	250
28-17139-3	7-22	150	28-17156-3	7-21	250
28-17139-4	7-22	-160	28-17157-1	7-21	260
28-17140-1	7-21	70	28-17158-1	7-21	40
28-17141-1	7-22	10	28-17159-11	7-20	-
28-17141-2	7-22	-20	28-17161-11	7-22	210
28-17141-3	7-22	30	28-17162-11	7-22	220
28-17141-4	7-22	-40	28-17164-13	11-21	110
28-17141-5	7-22	-50	28-17166-1	7-20	380
28-17141-6	7-22	-60	28-17166-2	7-20	-390
28-17142-1	7-22	-	28-17200-3	7-15	-
28-17142-3	7-22	-	28-17200-3	7-17	-
28-17142-5	7-22	-	28-17201-1	7-15	-
28-17142-7	7-22	-	28-17201-3	7-17	290
28-17143-11	7-22	260	28-17202-1	7-15	250
28-17144-1	7-21	180	28-17205-1	7-15	290
28-17144-5	7-21	180	28-17205-1	7-17	270
28-17145-1	7-21	130	28-17206-11	7-17	330
28-17146-1	7-21	230	28-17206-13	7-17	-
28-17146-7	7-21	230	28-17206-17	7-17	350
28-17147-3	7-21	120	28-17207-1	7-17	300
28-17147-7	7-21	110	28-17302-3	3-2	160
28-17148-1	7-21	-	28-17306-1	7-20	-
28-17148-2	7-21	-	28-17306-1	7-21	-60
28-17148-3	7-20	350	28-17308-1	12-10	270
28-17148-3	7-21	-	28-17308-1	12-13	230
28-17148-5	7-20	360	28-17308-1	12-9	230
28-17148-5	7-21	-	28-17308-1	12-11	330
28-17148-7	7-20	-370	28-17308-1	12-12	210
28-17148-7	7-21	-	28-17313-1	6-5	70
28-17149-1	7-21	150	28-17314-1	6-5	80
28-17150-1	7-19	20	28-17316-1	6-5	90
28-17150-1	7-20	430	28-17318-1	11-21	440
28-17150-13	7-19	50	28-17331-1	11-21	450
28-17150-13	7-20	340	28-17331-13	11-21	460

UNCONTROLLED COPY WHEN DOWNLOADED OR PRINTED

ENSTROM F-28/280 SERIES ILLUSTRATED PARTS CATALOG

PART NUMBER INDEX

Part Number	Figure	Item	Part Number	Figure	Item
28-17331-15	11-21	450	28-180051-1	11-20	–
28-180004-5	11-6	360	28-180051-101	11-20	–
28-180010-11	12-4	40A	28-180051-103	11-20	–
28-180012-1	11-21	1100	28-180051-105	11-20	–
28-180014-1	11-8	–	28-180051-107	11-20	–
28-180014-1	11-7	950	28-180051-3	11-20	–
28-180018-1	11-21	1110	28-180051-5	11-20	–
28-180020-11	11-8	175	28-180051-7	11-20	–
28-180020-11	11-9	55	28-180051-9	11-20	–
28-180020-11	11-6	110	28-180052-11	11-21	1200
28-180020-11	11-7	50	28-180052-13	11-21	1200
28-180021-1	11-21	1120	28-180053-11	11-21	1210
28-180022-1	11-21	1130	28-180053-13	11-21	1210
28-180023-1	11-21	1140	28-180054-11	11-21	1220
28-180030-1	11-21	1150	28-180054-13	11-21	1220
28-180045-11	11-21	1160	28-180055-11	11-21	1230
28-180045-13	11-21	1160	28-180055-13	11-21	1230
28-180046-11	11-21	1170	28-180056-11	11-21	1240
28-180046-13	11-21	1170	28-180056-13	11-21	1240
28-180047-11	11-21	1180	28-180057-11	11-21	1250
28-180047-13	11-21	1180	28-180057-13	11-21	1250
28-180048-11	11-21	1190	28-18006-1	11-21	480
28-180048-13	11-21	1190	28-180067-1	11-20	150
28-180049-11	11-20	10	28-180067-101	11-20	–150E
28-180050-1	11-20	100	28-180067-103	11-20	–150F
28-180050-101	11-20	–100E	28-180067-105	11-20	–150G
28-180050-103	11-20	–100F	28-180067-107	11-20	–150H
28-180050-105	11-20	–100G	28-180067-109	11-20	–150I
28-180050-107	11-20	–100H	28-180067-201	11-20	–150J
28-180050-109	11-20	–100I	28-180067-203	11-20	–150K
28-180050-11	11-20	–100E	28-180067-205	11-20	–150L
28-180050-111	11-20	–100J	28-180067-207	11-20	–150M
28-180050-13	11-20	–100F	28-180067-209	11-20	–150N
28-180050-15	11-20	–100G	28-180067-211	11-20	–150O
28-180050-17	11-20	–100H	28-180067-213	11-20	–150P
28-180050-3	11-20	–100A	28-180067-215	11-20	–150Q
28-180050-5	11-20	–100B	28-180067-217	11-20	–150R
28-180050-7	11-20	–100C	28-180067-219	11-20	–150S
28-180050-9	11-20	–100D	28-180067-3	11-20	–150A
28-18005-1	11-21	470	28-180067-5	11-20	–150B

UNCONTROLLED COPY WHEN DOWNLOADED OR PRINTED

ENSTROM F-28/280 SERIES ILLUSTRATED PARTS CATALOG

PART NUMBER INDEX

Part Number	Figure	Item	Part Number	Figure	Item
28-180067-7	11-20	-150C	28-18034-1	12-4	200
28-180067-9	11-20	-150D	28-18035	11-1	-
28-18007-1	11-21	490	28-18036	11-1	110
28-18009-11	11-21	210	28-18036-10	11-1	120
28-18009-15	11-21	120	28-18036-10	11-4	-
28-18011-1	11-21	500	28-18036-10	11-5	-
28-18012-1	11-21	510	28-18036-9	11-1	370
28-18013-1	11-21	520	28-18036-9	11-3	270
28-18014-1	11-21	530	28-18036-9	11-5	-
28-18015-1	11-21	540	28-18036--9	11-2	270
28-18016-1	11-21	550	28-18037-1	11-21	560
28-18020-1	11-18	-	28-18037-2	11-21	570
28-18020-1	12-4	-10	28-18037-3	11-21	580
28-18020-3	12-4	-10A	28-18043	11-2	240
28-18020-5	11-18	-	28-18043-1	11-21	590
28-18020-5	12-4	-130	28-18048-1	11-21	600
28-18020-7	11-18	-	28-18049	11-1	360
28-18020-7	12-4	-240	28-18049	11-2	260
28-18024-1	12-4	170	28-18050	11-1	-
28-18024-5	11-18	100	28-18050	11-2	-
28-18024-5	12-4	170	28-18051	11-1	350
28-18026-1	12-4	230	28-18051-3	11-2	250
28-18026-3	11-18	120	28-18052-1	11-6	450
28-18026-3	12-4	230	28-18052-1	11-21	610
28-18027-1	11-18	85	28-18053-1	11-6	520
28-18027-1	12-4	40	28-18053-1	11-21	620
28-18028-1	11-18	20	28-18060-11	11-8	25
28-18028-1	12-4	250	28-18060-11	11-9	30
28-18030-1	11-18	90	28-18060-11	11-7	130
28-18030-1	12-4	210	28-18060-13	11-8	105
28-18031-1	12-4	30	28-18060-13	11-9	35
28-18031-3	11-15	75	28-18060-13	11-7	130A
28-18031-3	12-4	30	28-18060-15	11-8	100
28-18032-1	11-2	-	28-18060-15	11-9	75
28-18033-1	11-8	425	28-18060-15	11-7	130B
28-18033-1	11-9	335	28-18061-1	11-8	330
28-18033-1	11-7	890	28-18061-1	11-9	260
28-18033-1	11-14	100	28-18061-1	11-7	720A
28-18033-1	11-15	75	28-18061-1	11-12	20
28-18034-1	11-18	105	28-18061-1	11-13	170

UNCONTROLLED COPY WHEN DOWNLOADED OR PRINTED

ENSTROM F-28/280 SERIES ILLUSTRATED PARTS CATALOG

PART NUMBER INDEX

Part Number	Figure	Item	Part Number	Figure	Item
28-18061-1	11-13	200	28-18092-11	11-21	670
28-18061-1	11-13	210	28-18094-1	11-22	–
28-18061-1	11-13	220	28-18094-11	11-22	30
28-18061-3	11-7	–720	28-18094-13	11-22	90
28-18069-15	11-7	470A	28-18094-3	11-22	–
28-18069-17	11-7	470C	28-18095-1	11-5	300
28-18069-17	11-7	490	28-18095-3	11-5	300A
28-18069-19	11-5	–	28-18095-6	11-5	300B
28-18069-21	11-5	–	28-18099-101	11-5	–
28-18069-31	11-8	220	28-18099-111	11-5	–
28-18069-31	11-7	–470	28-18099-119	11-5	–
28-18069-33	11-8	235	28-18099-125	11-5	–
28-18069-33	11-7	–470B	28-18099-147	11-8	–
28-18075-1	3-10	350	28-18099-149	11-7	–
28-18081-11	6-3	–	28-18099-157	11-7	–
28-18081-11	11-6	200	28-18099-159	11-8	–
28-18081-11	11-21	630	28-18099-161	11-7	–
28-18082-1	11-3	–	28-18099-165	11-7	–
28-18082-9	11-5	20	28-18099-169	11-7	–
28-18082-9	11-6	320	28-18099-171	11-9	–
28-18084-1	11-8	–	28-18099-173	11-9	–
28-18084-5	11-5	–	28-18099-3	11-6	–
28-18087-1	11-21	640	28-18099-7	11-6	–
28-18088-1	11-21	650	28-18100-11	11-21	680
28-18088-2	11-21	660	28-181001-11	3-22	480
28-18091-1	11-5	–	28-181001-11	3-23	500
28-18091-101	11-5	–	28-181001-3	3-23	500
28-18091-103	11-5	–	28-181002-1	3-22	510
28-18091-105	11-5	–	28-181002-1	3-23	530
28-18091-107	11-5	–	28-181005-1	11-6	210
28-18091-109	11-5	–	28-181005-13	11-16	140
28-18091-111	11-5	–	28-181006-11	3-3	140
28-18091-113	11-5	–	28-181007-1	3-3	120
28-18091-121	11-6	–490A	28-181007-3	3-3	120
28-18091-123	11-6	420	28-181007-5	3-3	120
28-18091-131	11-5	–	28-181008-1	3-20	–
28-18091-133	11-5	–	28-181008-1	3-20A	–
28-18091-3	11-5	–	28-181008-1	3-20B	–
28-18091-5	11-5	–	28-18101-11	11-8	145
28-18091-5	11-6	490	28-18101-11	11-7	370

UNCONTROLLED COPY WHEN DOWNLOADED OR PRINTED

ENSTROM F-28/280 SERIES ILLUSTRATED PARTS CATALOG

PART NUMBER INDEX

Part Number	Figure	Item	Part Number	Figure	Item
28-18103-3	3-22	480	28-18158-3	9-3	–
28-18103-3	11-10	130	28-18158-3	9-4	–
28-18103-4	3-22	480	28-18159-11	9-3	–
28-18103-4	11-11	10	28-18159-11	9-4	–
28-18103-4	11-11	140	28-18159-13	9-3	–
28-18103-5	3-22	510	28-18159-13	9-4	–
28-18103-5	11-10	140	28-18161-11	9-3	–
28-18103-6	11-10	150	28-18161-11	9-4	–
28-18103-7	11-10	160	28-18161-15	9-3	–
28-18103-7	11-11	–140A	28-18161-15	9-4	–
28-18104-3	11-14	30	28-18161-17	9-4	–
28-18104-4	11-14	40	28-18161-19	9-4	–
28-18104-5	11-14	50	28-18162-13	9-3	–
28-18104-6	11-14	60	28-18162-13	9-3	–
28-18104-7	11-14	70	28-18162-13	9-4	–
28-18104-903	11-12	110	28-18162-13	9-4	–
28-18104-903	11-13	10	28-18162-14	9-3	–
28-18104-904	11-12	90	28-18162-14	9-4	–
28-18104-904	11-13	20	28-18162-14	9-4	–
28-18104-905	11-12	100	28-18162-14-	9-3	–
28-18104-905	11-13	30	28-18162-15	9-3	–
28-18104-906	11-12	80	28-18162-15	9-4	–
28-18104-906	11-13	40	28-18162-15	9-4	–
28-18104-907	11-12	60	28-18162-17	9-3	–
28-18104-907	11-13	50	28-18162-17	9-4	–
28-18105-11	11-21	130	28-18162-17	9-4	–
28-18105-13	11-21	690	28-18164-3	9-3	–
28-18107-1	11-21	700	28-18164-3	9-4	–
28-18108-1	11-21	710	28-18164-5	9-3	–
28-18112-1	11-11	50	28-18164-5	9-4	–
28-18113-1	11-11	30	28-18165-5	11-19	115
28-18143-11	6-11	260	28-18166-1	9-3	10
28-18153-105	11-7	310B	28-18166-1	9-4	10
28-18153-107	11-7	310	28-18166-3	9-3	10A
28-18153-109	11-8	85	28-18166-3	9-4	10A
28-18153-109	11-7	–310A	28-18166-5	9-4	10A
28-18156-1	11-6	20	28-18166-7	9-4	10
28-18156-3	11-6	–20A	28-18167-11	6-12	10
28-18158-1	9-3	–	28-18167-13	6-12	10
28-18158-1	9-4	–	28-18167-15	6-12	10

UNCONTROLLED COPY WHEN DOWNLOADED OR PRINTED

ENSTROM F-28/280 SERIES ILLUSTRATED PARTS CATALOG

PART NUMBER INDEX

Part Number	Figure	Item	Part Number	Figure	Item
28-18167-17	6-12	10	28-19021-41	8-5	-140A
28-18167-19	6-12	10	28-19021-43	8-5	-170A
28-18167-21	6-12	10	28-19021-8	8-15	-
28-18167-23	6-12	10	28-19023	11-8	380
28-18167-25	6-12	10	28-19023	11-9	290
28-18167-27	6-12	10	28-19023	11-7	830
28-18167-5	11-19	15	28-19025-1	6-14	70
28-18171-29	11-7	500B	28-19027-13	11-8	10
28-18171-31	11-7	500	28-19027-13	11-7	10
28-18171-33	11-8	230	28-19031	11-5	-
28-18171-33	11-7	-500A	28-19032	11-5	-
28-18200-1	11-8	365	28-19037-11	11-21	720
28-18200-1	11-7	-760	28-19040-5	6-14	-
28-18200-3	11-7	760A	28-19041	11-6	10
28-19001-943	6-4	70	28-19041-111	6-11	-
28-19001-948	6-4	60	28-19045-1	11-5	280
28-19003	6-1	80	28-19045-3	11-5	280A
28-19004	6-1	10	28-19045-5	11-5	280B
28-19006-24-1	7-13	80	28-19045-7	11-5	280C
28-19016-11	6-2	70	28-19045-9	11-5	280D
28-19021-10	11-8	280	28-19046-11	11-8	15
28-19021-10	11-9	200	28-19046-11	11-9	15
28-19021-10	11-7	590	28-19046-11	11-7	40
28-19021-10	11-7	800	28-19046-11	11-21	730
28-19021-13	8-5	-130B	28-19047-1	6-11	250
28-19021-15	8-5	-130A	28-19047-11	6-11	250
28-19021-17	8-5	-150A	28-19048-11	6-11	230
28-19021-19	8-5	-130C	28-19048-13	6-11	230
28-19021-2	8-5	130	28-19055-11	6-13	140
28-19021-21	8-5	-150B	28-19064-1	11-9	45
28-19021-23	8-5	-130D	28-19064-1	11-7	20
28-19021-25	8-5	-130E	28-19073	6-12	-
28-19021-27	8-5	-150C	28-19073-1	11-7	740
28-19021-29	8-5	160	28-19073-101	11-8	360
28-19021-3	8-5	150	28-19073-3	11-7	740A
28-19021-31	8-5	140	28-19073-5	11-7	740B
28-19021-33	8-5	170	28-19073-7	11-7	740C
28-19021-35	8-5	-130F	28-19101-11	11-21	740
28-19021-37	8-5	-130G	28-19103-1	6-10	40
28-19021-39	8-5	-160A	28-19104-1	6-9	40

UNCONTROLLED COPY WHEN DOWNLOADED OR PRINTED

ENSTROM F-28/280 SERIES ILLUSTRATED PARTS CATALOG

PART NUMBER INDEX

Part Number	Figure	Item	Part Number	Figure	Item
28-19105-1	6-10	50	28-20119-3	7-17	10
28-19105-1	6-9	60	28-20119-4	7-17	20
28-19106-1	6-9	30	28-21000-1	6-4	–
28-19106-3	6-10	30	28-21002	6-4	340
28-19106-3	6-9	30	28-21002-3	6-4	340
28-19106-5	6-10	30	28-21002-3	6-6	10
28-19106-5	6-13	90	28-21002-4	6-4	340
28-19106-5	6-9	30	28-21002-4	6-6	10
28-19123-9	11-8	375	28-21003-1	6-4	330
28-19123-9	11-9	285	28-21003-1	6-4	40
28-19123-9	11-7	820	28-21004-1	6-6	40
28-19131-1	6-11	–	28-21006-1	6-4	250
28-19132-3	6-5	200	28-21007-1	6-4	240
28-19155-1	8-15	–	28-21008-1	6-4	230
28-19155-1	8-17	–	28-21009-1	6-4	220
28-19155-2	8-14	–	28-21009-1	6-5	205
28-19155-2	8-16	–	28-21009-1	6-5	60
28-20000	7-15	–	28-21009-1	6-7	170
28-20100-1	7-15	–10	28-21009-1	6-8	10
28-20100-2	7-15	–20	28-21010-3	6-5	235
28-20100-6	7-15	30	28-21011-1	6-4	180
28-20100-7	7-15	40	28-21011-1	6-6	80
28-20107-11	11-21	140	28-21012-1	6-4	160
28-20107-11	11-21	750	28-21012-1	6-6	240
28-20107-11	7-15	300	28-21014-1	6-4	270
28-20107-11	7-16	270	28-21017-1	3-21	70
28-20107-13	11-21	750	28-21021-1	11-21	760
28-20107-13	7-15	–310	28-21024-1	6-7	20
28-20107-13	7-16	–280	28-21034-1	6-7	40
28-20111-1	7-17	30	28-21035-5	6-7	10
28-20111-2	7-17	40	28-21035-5	11-21	770
28-20111-911	7-17	30	28-21043-1	6-7	130
28-20111-912	7-17	40	28-21048-1	6-5	–
28-20112-1	7-17	50	28-21048-1	6-6	110A
28-20112-15	7-17	50	28-21048-101	6-5	–
28-20112-16	7-17	60	28-21048-101	6-6	110D
28-20112-2	7-17	60	28-21048-3	6-5	–
28-20116-11	7-17	70	28-21048-3	6-6	110B
28-20119-1	7-17	10	28-21048-5	6-5	–
28-20119-2	7-17	20	28-21048-5	6-6	110A

UNCONTROLLED COPY WHEN DOWNLOADED OR PRINTED

ENSTROM F-28/280 SERIES ILLUSTRATED PARTS CATALOG

PART NUMBER INDEX

Part Number	Figure	Item	Part Number	Figure	Item
28-21048-6	6-5	–	28-22210-9	9-5	–
28-21048-6	6-6	110B	28-22216-13	11-21	830
28-21048-7	6-5	–	28-22343-1	11-21	840
28-21048-7	6-6	110A	28-22344-5	11-5	–
28-21048-8	6-5	–	28-22350-1	8-3A	–
28-21048-8	6-6	110B	28-22421-1	7-20	90
28-21048-9	6-5	–	28-22501-1	11-21	850
28-21048-9	6-6	110C	28-22501-10	11-21	940
28-21050-11	6-7	180	28-22501-11	11-6	330
28-21051-11	6-7	*50	28-22501-2	11-21	860
28-21052-1	6-7	–	28-22501-3	11-21	870
28-21053-3	6-7	–	28-22501-4	11-21	880
28-22013-1	11-21	780	28-22501-5	11-21	890
28-22016-1	11-21	790	28-22501-6	11-21	900
28-22016-5	11-21	790	28-22501-7	11-21	910
28-22018-1	11-21	800	28-22501-8	11-21	920
28-22018-2	11-21	810	28-22501-9	11-21	930
28-22019-1	11-21	820	28-22504-1	11-21	950
28-22031-1	3-5A	–	28-22505-1	11-21	960
28-22032-1	3-5A	160	28-22506-1	11-21	970
28-22034-11	3-5A	30	28-22507-1	11-21	980
28-22081-5	11-8	–	28-22508-1	11-21	990
28-22093-3	11-8	140	28-22540-11	11-21	1000
28-22093-3	11-9	60	28-22540-17	11-8	155
28-22093-3	11-19	–	28-22540-17	11-7	320
28-22093-3	11-7	350	28-22540-19	11-19	10
28-22094-11	11-19	155	28-22543-11	11-17	220
28-22094-13	11-19	110	28-22543-11	11-21	1010
28-22096-11	11-19	125	28-22543-13	11-8	135
28-22101	9-3	390	28-22543-13	11-9	65
28-22101-1	9-2	29	28-22543-13	11-7	340
28-22102-1	9-2	38	28-22561-3	6-13	10
28-22117	9-3	320	28-22562-17	6-13	50
28-22117-3	9-2	37	28-22563-5	6-13	100
28-22165-1	7-1	–	28-22606-1	11-21	1020
28-22165-1	7-3	80	28-22607-1	11-21	1030
28-22199-1	9-2	34	28-22608-1	11-21	1040
28-22208-11	9-5	105	28-22609-11	11-21	1050
28-22209-101	9-5	110	28-22613-1	11-21	1060
28-22209-103	9-5	110	28-22615-11	11-21	1070

UNCONTROLLED COPY WHEN DOWNLOADED OR PRINTED

ENSTROM F-28/280 SERIES ILLUSTRATED PARTS CATALOG

PART NUMBER INDEX

Part Number	Figure	Item	Part Number	Figure	Item
28-22615-13	11-21	1080	325E10-2	3-8	50
28-22615-15	11-21	1070	32-5R	6-4	310
2852	11-17	240	327	11-8	50
2855	11-17	260	327	11-9	–
286377	6-12	60	327	11-7	80
2870	11-17	250	32-7L	6-4	320
2871	11-17	230	32NBC2044YZP	4-2	110
28775-214	5-6	200	330	6-4	–
28-DU-24	8-18	110	330	11-1	–
28-DU-24	8-19	110	330	11-1	–
28NBC2040YZP	4-1	210	330	11-2	–
28NBC2040YZP	4-1	340	330	11-2	–
2904-33	11-2	300	330	11-3	–
2904-33	11-3	300	330	11-4	–
2904-33	11-5	–	330	11-4	–
2904-33F5	11-1	400	330	11-5	–
2904-33F5	11-4	–	33-199-36	3-22	–
29550	8-21	10	33-199-36	3-23	–
2D8934	5-6	50	33-199-916	3-22	260
3/8 Harper	5-3	320	33-199-916	3-23	270
3/8-6NA	11-19	190	33+ Super 3/4"	7-10	–
30-0009-36	6-6	50	33+ Super 3/4"	7-10	–
300-037	6-10	20	338382	5-4	140
300-071	7-4	70	34-0070371-02	6-4	150
300-071-CS	7-1	90	34-0070373-01	6-4	–
300-072	7-4	80	34-0070373-01	6-4	–
300-169	7-9	440	34-0070373-01	6-4	–
30-1	8-13	20	34-0070373-01	6-4	90
30-1UL	11-8	20	34-0070373-01	6-6	350
30-1UL	11-9	20	34-0070373-03	6-6	350
30-1UL	11-5	290	34-0412070-63	6-6	140
30-1UL	11-7	30	34-0412070-63	6-6	440
30-1UL	8-13	20	34-0414020-65	6-4	–
3028-3/32	11-8	505	34-0414020-65	6-4	–
3028-3/32	11-8	520	34-0414020-65	6-4	–
304R	12-10	40	34-0428020-65	6-6	390
306590	5-4	140	34-0428070-64	6-6	140
313	6-5	20	340823	5-4	290
3-1AF	7-5	140	3498T613	7-4	70
31B22111	3-31	–	35-140-A	11-4	–

UNCONTROLLED COPY WHEN DOWNLOADED OR PRINTED

ENSTROM F-28/280 SERIES ILLUSTRATED PARTS CATALOG

PART NUMBER INDEX

Part Number	Figure	Item	Part Number	Figure	Item
37A19773-376	3-21	-	4119920-15	11-21	170
38-0230021-00	6-4	-	4150008-5	12-5	25
38-0230021-00	6-4	-	4164	6-13	191
38-0230021-00	6-4	-	4166053-11	8-9	-
381N-500-S	11-8	-	4166053-11	8-10	-
381N-500-S	11-9	-	4166053-13	8-9	-
38518900	5-5	230	4166053-13	8-10	-
3-904 V0894-90	3-8	66	4166053-15	8-9	-
3A1535-B96-A100	3-10	60	4166053-15	8-10	-
3A-3140	3-10	60	4167231-13	8-14	-
3A-3308	7-4	70	4167241-11	8-16	160
3A3408-2	10-4	220	4167241-11	8-17	170
3AG-1A	11-17	50	4167323-11	8-16	200
3BT5EE10J2	3-3	200	4167323-13	8-16	210
3BT5EE10J2	3-8	50	4167323-15	8-16	180
3MC1-3-2	6-3	-	4167323-15	8-17	190
3MC1-3-2	11-5	250	4167323-17	8-16	190
3MC1-3-2	11-6	190	4167323-17	8-17	200
400-003	3-5A	50	4167323-19	8-16	170
400-003	3-5A	80	4167323-19	8-17	180
400510	11-19	35	4167324-15	8-15	60
4016	11-8	470	4167325-21	8-16	140
4016-1	7-5	40	4167325-21	8-17	150
4016-75	7-5	100	4167327-19	8-16	120
40NBC2052YZP	4-2	90	4167327-19	8-17	130
4115001-19	9-3	340	4167338-13	8-16	10
4118265-21	7-6	190	4167338-13	8-17	10
4118278-21	7-6	80	4192509-901	6-11	10
4118278-23	7-6	30	4196603-23	11-8	75
4118283-11	7-6	50	4196603-23	11-9	-
4118284-13	7-6	100	4196603-23	11-7	170
4118290-15	7-6	-630	4196609-11	6-14	80
4118290-16	7-6	620	4199059-1	6-14	70
4119780-23	9-5	20	4199059-3	6-14	70
4119835-33	11-8	355	4199072-11	6-11	-
4119835-33	11-8	5	41EN-G3-2311	11-1	-
4119835-33	6-12	20	41EN-G3-2311	11-1	-
4119839-11	7-6	-290	41EN-G3-2311	11-1	-
4119920-11	11-21	150	41EN-G3-2311	11-2	-
4119920-13	11-21	160	41EN-G3-2311	11-2	-

UNCONTROLLED COPY WHEN DOWNLOADED OR PRINTED

ENSTROM F-28/280 SERIES ILLUSTRATED PARTS CATALOG

PART NUMBER INDEX

Part Number	Figure	Item	Part Number	Figure	Item
41EN-G3-2311	11-2	–	4508-2	3-20	630
41EN-G3-2311	11-3	–	4508-2	3-20A	630
41EN-G3-2311	11-3	–	4508-2	3-20B	630
41EN-G3-2311	11-5	–	4508-75	8-5	620
41EN-G3-2313	11-1	–	4509	6-4	210
41EN-G3-2313	11-2	–	4509	6-7	60
41EN-G3-2313	11-3	–	4509	6-8	20
41EN-G3-2313	11-5	–	4591	6-5	50
41EN-G5-2312	11-1	–	4596	6-8	20A
41EN-G5-2312	11-2	–	4600-00	3-26	–
4208-00	3-26	100	471-RED	7-21	–
4222	3-26	140	488-4D28-20	3-8	20
4232	3-26	10	48P6	3-23	171
4234	3-26	20	4910-50	7-4	–
4235	3-26	50	49726	11-13	–
4241	3-26	70	4FBTX-D	3-24	80
428-3-VG	12-5	780	4-FBTX-D	3-22	310
43-13-1-24	3-20	–	4JBTX-D	3-24	100
43-13-1-24	3-20	–	4-LHBTX-S	3-22	440
43-13-1-24	3-20A	–	4SN-188-C-73	5-5	230
43-13-1-24	3-20A	–	4-VBTX-S	3-22	420
43-13-1-24	3-20B	–	4WBTX-S	3-24	180
43-13-1-24	3-20B	–	5/16 HARPER	8-4	150
43-13-1-24	7-1	–	5/8-6B	11-20	20
43-13-1-24	7-8	240	5/8-6NA	6-6	290
43-13-1-24	7-18	–	5002-268-PP	12-5	–
43-13-1-24	7-18	–	5045	4-2	160
43-13-1-24	7-18	–	507-507-101	11-1	80
43-13-1-24	7-18	–	507-507-101	11-1	320
4316	7-5	220	507-507-101	11-1	340
439-4-8-2-6	11-15	95	507-507-101	11-2	–
439-4-8-2-6	11-13	80	507-507-101	11-2	210
439-4-8-2-6	11-14	–	507-507-101	11-2	230
4406	6-5	50	507-507-101	11-3	–
444-4-2-6	11-15	120	507-507-101 (7.5A)	11-5	220
444-4-2-6	3-24	230	5102-137-PP	12-7	130
444-4-4-2-6	11-13	90	5108-100	7-20	500
444-4-4-2-6	11-14	90	511T1-2	11-1	50
4503	3-26	90	511TS1-2	11-1	60
4508-1	7-16	290	52305A15-6	7-1	190

UNCONTROLLED COPY WHEN DOWNLOADED OR PRINTED

ENSTROM F-28/280 SERIES ILLUSTRATED PARTS CATALOG

PART NUMBER INDEX

Part Number	Figure	Item	Part Number	Figure	Item
5-295	7-1	520	60617-1	11-7	–
5310-00-063-9015	6-6	300	60618-1	11-8	–
5451	7-10	–	60618-1	6-11	–
5451	7-10	–	60618-1	11-7	–
5451	7-18	–	60685K31	7-6	-455
5451	7-18	–	60686K31	7-6	-525
5451	7-18	–	608036-1	11-19	–
550	9-3	70	608036-1	11-19	–
550	9-3	90	608036-1	11-19	–
550	9-4	110	608036-1	11-19	–
550	9-4	220	608036-1	11-19	–
550	9-4	70	608036-1	11-19	–
551-5	11-11	220	62	3-24	550
55-4527-1067	3-14	80	624100-4-0120	3-22	430
57-3255-2121	3-10	60	624100-6-0060	3-22	410
57-3255-2121	3-15	70	624100-6-0180	3-6	60
58390	6-11	50	624117-6-0180	3-22	350
588-6D1	3-4	140	624117-6-0180	3-6	50
59-022-094-0500	5-5	70	62447-6-180	3-4	90
5934	11-1	160	6312-H69	11-4	-40A
5934	11-3	50	6312-H69A	11-2	40
5934	11-4	50	6312-H69A	11-3	40
5934-1	11-2	50	6-4 C5OX-S	3-8	67
5934M	11-2	-50A	6400 10-8	3-7	320
5934PD-3-A.253	11-5	60	64021	6-9	20
5934PD-3-A.253	11-7	120	64-632-74	3-24	430
5934PD-3-A.253	11-8	60	6487923	3-1	30
5934PD-3-A.253	11-9	40	6487923	3-2	30
5-W-140	7-1	510	65-29AP	11-1	180
6 X 3/8	11-8	350	65-29AP	11-4	70
6 X 3/8	11-19	20	65-29B	11-2	70
6 X 3/8	11-7	750	65-29B	11-3	70
6 X 3/8	7-20	190	65-29B	11-4	-70A
600700-0000	3-3	200	65-4527-2229	3-10	10
600700-0000	3-8	50	65-4527-2229	3-14	80
601002-4-0120	11-10	50	65614	3-20	420
601002-6-0180	3-4	90	65614	3-20A	420
601002-6-0180	3-6	50	65614	3-20B	420
6041-ED22	6-2	20	65614	3-9	140
6041H34	6-1	30	66224	3-3	150

UNCONTROLLED COPY WHEN DOWNLOADED OR PRINTED

ENSTROM F-28/280 SERIES ILLUSTRATED PARTS CATALOG

PART NUMBER INDEX

Part Number	Figure	Item	Part Number	Figure	Item
6-6FBTX-D	3-24	270	726607	6-11	40
6-6FBTX-S	3-22	230	726621	5-6	130
67-02-E-18-64S	8-5	190	726621	6-11	–
67-06-C-18-64P	8-5	200	7270-1-20	11-5	200
6-8 F5OX-S	3-23	120	7270-1-3	11-8	255
68-2290005-30	6-6	400	7270-1-3	11-9	135
68-4230020-30	6-4	–	7270-1-3	11-5	190
68-4230020-40	6-4	–	7270-1-3	11-7	540
68-4230020-40	6-6	120A	7270-1-35	11-8	240
68-4230020-40	6-6	30	7270-1-35	11-9	130
68-4230020-50	6-4	–	7270-1-35	11-7	510
68-4230020-50	6-6	120	7270-1-5	11-8	250
68-4230020-50	6-6	30	7270-1-5	11-9	140
68-4250066-30	6-6	410	7270-1-5	11-5	180
68-4270002-30	6-6	430	7270-1-5	11-7	520
6-F5OX-S	3-22	210	7270-1-7 1/2	11-7	550
6RX1/2	8-5	610	7270-1-7 1/2	11-8	260
6-S5OX-S	3-22	360	7270-1-7 1/2	11-9	145
6-V5OX-S	3-22	140	7270-1-7 1/2	11-5	170
6x1/2	9-1	5	7270-1-7 1/2	11-1	–
6x1/2	9-2	4	7274-2-10	11-8	205
6X3/8	6-12	30	7274-2-10	11-7	440
700-001-10	11-6	440	7274-2-2 1/2	11-7	420
700-001-15	11-1	90	7274-2-2 1/2	11-8	195
700-001-20	11-1	100	7274-2-3	11-8	215
700-001-20	11-5	240	7274-2-3	11-7	460
700200	11-19	25	7274-2-5	11-8	210
700702-16	11-19	175	7274-2-5	11-7	450
702-5123	8-5	–180G	7277-5-2	11-9	115
702-5130	8-5	–180H	7277-5-3	11-9	110
7079B-12	6-4	150	7277-5-5	11-9	120
7101SYZQE	11-8	150	7304DT	12-10	40
7101SYZQE	11-9	185	7304DT	12-11	270
7101SYZQE	11-19	30	732BL	11-8	–
7101SYZQE	11-7	680	732BL	11-8	–
7101SYZQE	11-17	30	732RTV	7-20	–
72-028-125-0500	7-1	330	732-RTV	3-16	30
7203BTVPUO	12-9	160	7361	5-4	80
7235-1-100	6-13	185	74465	3-30	90
7235-1-100	6-3	10	748-RTV	11-19	–

UNCONTROLLED COPY WHEN DOWNLOADED OR PRINTED

ENSTROM F-28/280 SERIES ILLUSTRATED PARTS CATALOG

PART NUMBER INDEX

Part Number	Figure	Item	Part Number	Figure	Item
75118	3-27	80	8000T	11-4	60
75386	3-22	470	800-28V-BAT	11-8	100
755-2-2-6	10-1	6	803-1710-0331-5	11-3	-
755-2-2-6	10-2	6	803-1710-0331-504	6-11	190
755-2-2-6	10-3	-	803-1710-0331-504	11-1	-
755-2-2-6	10-3	-	803-1710-0331-504	11-4	-
755-2-2-6	10-4	140	803-1710-0331-504	11-5	-
755-2-2-6	10-4	240	804-1710-0332-5	11-3	-
770001-5	11-8	285	804-1710-0332-504	11-1	-
770001-5	11-9	205	804-1710-0332-504	11-4	240
770001-5	11-7	600	804-1710-0332-504	11-5	-
773-4/50 VDC	11-1	30	8110-CC	3-22	150
773-4/50 VDC	11-5	-	8134K21A1M50	11-4	20
773-8/50 VDC	11-5	-	8134K21A1M52	11-1	130
77611	3-27	80	8134K21A1T50	11-1	10
77611	3-28	140	8134K21A1T50	11-4	10
786-4	3-24	120	8190002	3-22	370
786-4-CU	3-24	120	8190042	3-23	370
79012-062-0500	12-4	220	82-11-120-16	7-9	420
79-012-062-0500	11-18	95	82-11-120-16	7-11	340
79-028-125-0687	7-1	240	82-12-120-16	7-1	580
79-048-250-0625	5-5	60	82-12-120-16	7-8	230
8 X 1/2	7-10	260	82-12-120-16	7-11	370
8 X 1/2	7-22	290	8-218-N300-9	7-21	170
8 X 3/8	7-7	30	82-19-120-16	3-20	-
8 X 3/8	7-22	300	82-19-120-16	3-20	-
8000 B.786	11-5	50	82-19-120-16	3-20A	-
8000 B.852	11-7	400	82-19-120-16	3-20A	-
8000 B.853	11-8	185	82-19-120-16	3-20B	-
8000 B.853	11-9	95	82-19-120-16	3-20B	-
8000 CODE B251	11-3	60	82-19-140-16	3-20	-
8000-B.852	11-5	50	82-19-140-16	3-20	-
8000-B.853	11-5	50A	82-19-140-16	3-20A	-
8000-B160	11-2	60	82-19-140-16	3-20A	-
8000-B160	11-5	50	82-19-140-16	3-20B	-
8000-B251	11-4	-60A	82-19-140-16	3-20B	-
8000-B251	11-5	50B	82-19-160-16	7-18-	-
8000-B251	11-6	30	82-19-160-16	7-18	-
8000-B332	11-2	-60A	82-19-160-16	7-18	-
8000T	11-1	170	82-19-160-16	7-18	-

UNCONTROLLED COPY WHEN DOWNLOADED OR PRINTED

ENSTROM F-28/280 SERIES ILLUSTRATED PARTS CATALOG

PART NUMBER INDEX

Part Number	Figure	Item	Part Number	Figure	Item
82-32-101-17	7-1	–	82-46-101-39	7-8	260
82-32-101-20	3-20	–	82-46-101-39	7-18	–
82-32-101-20	3-20	–	82-46-101-39	7-18	–
82-32-101-20	3-20A	–	82-46-101-39	7-18	–
82-32-101-20	3-20A	–	82-46-101-39	7-18	–
82-32-101-20	3-20B	–	8-32X1/4 IN	7-5	530
82-32-101-20	3-20B	–	8473 H5L16	5-6	–
82-32-101-20	7-8	250	8473H5L16	5-7	90
82-32-101-20	7-18	–	8473RUPH5-L16	5-6	–
82-32-101-20	7-18	–	848-FSO-10-08	3-7	10
82-32-101-20	7-18	–	848-FSO-10-08	3-7	320
82-32-101-20	7-18	–	849-FSO-06-08	3-23	220
82-35-302-15	3-18	–	85-140-16	7-11	380
82-35-302-15	3-18	–	85-34-101-17	7-1	–
82-35-302-15	3-18	–	85-46-101-39	7-1	–
82-35-302-15	3-20	–	85-9217-06	3-30	40A
82-35-302-15	3-20	–	883-FS-06X04	3-4	120
82-35-302-15	3-20	–	8x1/2	10-1	17
82-35-302-15	3-20	–	8x1/2	10-2	9
82-35-302-15	3-20	–	8X1/2	3-17	90
82-35-302-15	3-20	–	8x1/2	9-1	15
82-35-302-15	3-20	–	8x1/2	9-3	–
82-35-302-15	3-20A	–	8x1/2	9-4	–
82-35-302-15	3-20A	–	8x3/4	9-2	7
82-35-302-15	3-20A	–	8X3/8	6-5	255
82-35-302-15	3-20A	–	8x3/8	9-3	20
82-35-302-15	3-20A	–	8x3/8	9-3	20A
82-35-302-15	3-20A	–	8x3/8	9-4	–
82-35-302-15	3-20A	–	8x3/8	9-4	–
82-35-302-15	3-20B	–	8X5/8	3-20	291
82-35-302-15	3-20B	–	90D030N-MOD-2	8-16	70
82-35-302-15	3-20B	–	90D030N-MOD-2	8-17	70
82-35-302-15	3-20B	–	951789	3-23	660
82-35-302-15	3-20B	–	959-3	12-12	30
82-35-302-15	3-20B	–	959-5	4-4	130
82-35-302-15	3-20B	–	96394-01	3-30	–A
82-35-302-15	7-1	590	97CSX-2 24VDC	6-7	190
82-35-302-15	7-10	–	980-001	3-2	270
82-35-302-15	7-10	–	980-001	4-2	–
82-46-101-39	7-1	–	980-001	6-6	200

UNCONTROLLED COPY WHEN DOWNLOADED OR PRINTED

ENSTROM F-28/280 SERIES ILLUSTRATED PARTS CATALOG

PART NUMBER INDEX

Part Number	Figure	Item	Part Number	Figure	Item
980-001	11-20	90	A-440	6-6	100
980-001	7-8	300	A457A	6-6	430
980-001	7-9	360	A469	6-6	360
980-003	7-8	170	A470-R	6-6	230
A005-1991	12-2	120	A490T-DF14	6-6	150A
A01784-6Z-1D	3-17	20	A490T-DF28	6-6	150B
A01787-8Z-1D	7-7	40	A508-14	6-6	140
A01787-8Z-1D	7-10	490	A508-14	6-6	440
A01789-8Z1D	7-22	280	A508-28	6-6	140
A01789-8Z-1D	3-20	292	A53C	3-1	30
A01789-8Z-1D	7-10	530	A53C	3-2	30
A06191-8Z-1D	6-12	40	A555-H	6-6	420
A06195-8Z-1D	7-10	630	A610	6-6	130
A-10019-D	3-23	140	A612	6-6	400
A-10019-E	3-23	140	A615	6-6	410
A10K166	7-6	650	A6195-8Z1D	9-4	–
A-1280-1	6-6	60	A6195-8Z-1D	9-4	–
A-1280-2	6-6	30	A-740-12	10-1	19
A-1280-3	6-6	30	A-740-12	10-2	21
A1285-C-12	6-4	80	A-740-12	10-3	14
A1285-G-12	6-4	20	A-740-12	10-4	220
A-1285-G-12	6-6	20B	A-8110-G	3-22	150
A1285-R-12	6-4	10	A8943-632-493	11-6	70
A-1285-R-12	6-6	20A	A8944-632-493	11-6	150
A1784-6Z-1	3-17	20	A8970B-1-330	11-1	390
A1784-6Z-1	9-1	10	A8970B-1-330	11-2	290
A1785-6Z1D	7-5	630	A8970B-1-330	11-3	290
A1787-8Z-1	9-1	4	A8970B-1-330	11-4	280
A1787-8Z-1	7-22	280	A8970B-1-330	11-5	–
A1789-8Z1	10-1	8	A8970B-1-330	11-6	180
A1789-8Z1	10-2	8	A8P150	11-22	20
A1789-8Z1	10-3	–	A-8970B-1-330	6-4	350
A1789-8Z1	10-4	150	AA-2204	6-12	80
A2037	12-11	110	AA-28-14385-15	4-2.1	10A
A2126	12-11	100	AA-28-14386-1	4-2.1	40A
A-218-938517-00	8-5	–180F	AA8131	6-12	120
A350CNIWBKSH28	11-8	80	AA-832-06	11-8	485
A350CNIWBKSH28	11-7	180	AA86146	5-6	170
A413A,HDA,DF	6-6	150	AA-ECD-084-280	4-2.1	50
A421-1	11-21	1260	ABC6114	8-14	30

UNCONTROLLED COPY WHEN DOWNLOADED OR PRINTED

ENSTROM F-28/280 SERIES ILLUSTRATED PARTS CATALOG

PART NUMBER INDEX

Part Number	Figure	Item	Part Number	Figure	Item
ABC6114-101	8-14	30	AN178H-70A	5-4	150
ABEC-3	12-9	160	AN210-1B	12-5	890
ABM1M-A-C	11-19	120	AN210-2B	12-5	870
ABM1M-A-C	6-12	90	AN210-3B	12-5	880
ABM1M-A-C	6-2	-	AN2552-3A	6-13	120
AC78M	6-9	10	AN3-10	3-10	280
ACF-50	4-2	-	AN310-5	3-28	380
AD43BSLF	7-5	50	AN310-7	3-30	50A
AD44BSLF	7-5	-60	AN3-10A	3-10	140
AD45BSLF	7-5	-70	AN3-10A	3-11	130
AE80664H	3-3	-	AN3-10A	8-11	50
AEROSHELL 22	5-2	-	AN3-10A	8-13	100
AFP5	3-1	30	AN3-11	3-28	330
AFP5	3-2	30	AN3-11A	11-18	5
AJ4-30	7-9	160	AN3-11A	12-4	280
AJ4-35	7-1	530	AN3-11A	3-23	550
AJ4-35	7-10	-	AN3-11A	3-6	150
AJW4-30	3-2	111	AN3-11A	3-7	120
AJW4-30	3-20	-	AN3-11A	5-3	190
AJW4-30	3-20	-	AN3-12	3-11	460
AJW4-30	3-20A	-	AN3-12A	11-7	610
AJW4-30	3-20A	-	AN3-12A	11-9	210
AJW4-30	3-20B	-	AN3-12A	3-10	210
AJW4-30	3-20B	-	AN3-12A	3-13	70
AJW4-30	3-20B	-	AN3-12A	4-2	425
AJW4-30	3-20B	-	AN3-12A	4-2.1	130
ALJF3T	7-6	520	AN3-12A	5-5	250
ALJFL3T	7-6	450	AN3-12A	8-12	80
ALU8521LS	3-31	-	AN3-12A	8-14	80
AN100C-4	12-5	790	AN3-13	3-11	420
AN173-17A	3-11	70	AN3-13	3-14	70
AN173-21A	3-11	80	AN3-13A	3-10	170
AN173-21A	8-15	100	AN3-13A	3-12	110
AN174-21	8-4	280	AN3-13A	3-13	40
AN176-15A	4-2	290	AN3-13A	3-26	200
AN176-17A	4-2	300	AN3-13A	8-13	90
AN178-21	4-3	130	AN3-14A	3-23	560
AN178H-65A	5-4	150	AN3-14A	6-13	30
AN178H-66A	5-4	150	AN3-14A	8-5A	140
AN178H-67A	5-4	150	AN315-3L	7-6	440

UNCONTROLLED COPY WHEN DOWNLOADED OR PRINTED

ENSTROM F-28/280 SERIES ILLUSTRATED PARTS CATALOG

PART NUMBER INDEX

Part Number	Figure	Item	Part Number	Figure	Item
AN315-3R	3-10	270	AN316-5R	12-5	310
AN315-3R	3-14	40	AN316-6R	5-6	–
AN315-3R	3-15	40	AN316-6R	6-11	30
AN315-3R	3-28	230	AN316-7R	3-14	90
AN315-3R	3-28	280	AN316-7R	3-15	100
AN315-3R	3-28	280	AN316-8R	3-14	90
AN315-3R	3-28	280	AN316-8R	3-15	100
AN315-3R	3-28	280	AN316-8R	5-3	500
AN315-3R	7-6	530	AN3-16A	7-15	280
AN315-3R	7-5	390	AN3-16A	7-16	30
AN315-4R	6-2	–	AN3-16A	7-17	260
AN315-4R	6-2	–	AN3-16A	8-11	90
AN315-4R	6-2	–	AN3-16A	8-13	130
AN316-12	3-24	460	AN3-16A	8-18	10
AN316-12R	3-15	80	AN3-17A	8-5	310
AN316-12R	3-24	460	AN3-17A	8-7	50
AN316-12R	5-3	480	AN3-17A	7-15	100
AN316-3R	3-14	40	AN3-17A	7-16	40
AN316-3R	3-15	40	AN3-17A	7-17	310
AN316-4L	8-11	210	AN320-6	8-1	150
AN316-4R	3-11	–	AN320-7	8-1	120
AN316-4R	3-11	190	AN320-8	5-3	90
AN316-4R	8-11	210	AN320-8	8-3A	400
AN316-4R	8-18	60	AN3-20A	7-15	50
AN316-4R	8-19	50	AN3-20A	7-17	140
AN316-5	8-3	150	AN3-21A	9-5	60
AN316-5	8-5	–	AN3-22	3-11	380
AN316-5L	12-6	150	AN3-22A	5-1	120
AN316-5L	5-5	210	AN3-22A	8-11	300
AN316-5L	8-20	160	AN3-23A	3-12	90
AN316-5L	8-4	120	AN3-23A	8-13	50
AN316-5L	8-5	–	AN3-23A	8-18	40
AN316-5L	12-5	190	AN3-23A	8-19	140
AN316-5R	12-6	170	AN3-24A	8-14	110
AN316-5R	5-2	160	AN3-24A	8-19	20
AN316-5R	5-5	190	AN3-27A	7-20	140
AN316-5R	8-20	170	AN3-3A	3-20	450
AN316-5R	8-3	150	AN3-3A	3-20A	450
AN316-5R	8-4	110	AN3-3A	3-20B	450
AN316-5R	8-6A	120	AN3-3A	3-22	20

UNCONTROLLED COPY WHEN DOWNLOADED OR PRINTED

ENSTROM F-28/280 SERIES ILLUSTRATED PARTS CATALOG

PART NUMBER INDEX

Part Number	Figure	Item	Part Number	Figure	Item
AN3-3A	6-2	–	AN340-8	11-14	140
AN3-3A	6-2	–	AN340-8	11-16	80
AN3-3A	6-3	20	AN340-832	11-18	50
AN3-3A	8-18	100	AN340-832	12-4	120
AN3-3A	8-19	100	AN340-832	3-2	250
AN3-3A	8-5	240	AN340-832	3-4	310
AN340-4	8-9	90	AN340-832	3-9	120
AN340-4	8-10	90	AN340-832	8-3A	290
AN340-6	3-16	110	AN340-832	11-17	180
AN340-6	3-26	120	AN340-832	7-1	700
AN340-6	11-20	80	AN340-832	7-2	130
AN340-6	7-1	–	AN341-516	6-13	–
AN340-632	3-20	370	AN345-10	3-1	90
AN340-632	3-20A	370	AN345-10	3-20	595
AN340-632	3-20B	370	AN345-10	3-20B	595
AN340-632	11-5	–	AN345-10	3-25	50
AN340-632	11-6	80	AN345-10	6-13	–
AN340-8	10-3	–	AN345-10	8-9	–
AN340-8	10-4	210	AN345-10	8-10	–
AN340-8	3-2	250	AN345-1032	7-5	750
AN340-8	3-20	600	AN3-4A	3-10	30
AN340-8	3-20A	600	AN3-4A	3-12	20
AN340-8	3-20B	600	AN3-4A	3-20	470
AN340-8	3-22	130	AN3-4A	3-20A	470
AN340-8	3-23	110	AN3-4A	3-20B	–
AN340-8	3-24	140	AN3-4A	3-20B	470
AN340-8	3-4	310	AN3-4A	3-23	20
AN340-8	3-5	80	AN3-4A	3-6	250
AN340-8	3-6	120	AN3-4A	3-7	150
AN340-8	3-7	80	AN3-4A	3-7	250
AN340-8	5-1	370	AN3-4A	6-13	186
AN340-8	6-1	–	AN3-4A	6-13	260
AN340-8	6-1	–	AN3-4A	7-10	650
AN340-8	6-1	–	AN3-4A	7-9	380
AN340-8	6-1	–	AN3-4A	8-18	80
AN340-8	6-13	–	AN3-4A	8-19	70
AN340-8	6-2	–	AN3-4A	8-6	40
AN340-8	9-1	8	AN3-4A	8-6A	130
AN340-8	9-2	14	AN3-4A	9-5	40
AN340-8	11-13	110	AN3-5	3-10	230

UNCONTROLLED COPY WHEN DOWNLOADED OR PRINTED

ENSTROM F-28/280 SERIES ILLUSTRATED PARTS CATALOG

PART NUMBER INDEX

Part Number	Figure	Item	Part Number	Figure	Item
AN3-5A	12-3	70	AN364-1032A	8-11	70
AN3-5A	3-12	70	AN364-1032A	8-14	130
AN3-5A	3-20	500	AN364-1032A	8-19	40
AN3-5A	3-20A	500	AN364-1032A	8-6A	150
AN3-5A	3-20B	500	AN364-1032A	7-1	–
AN3-5A	3-21	20	AN364-1032A	7-3	70
AN3-5A	3-7	330	AN364-1032A	7-9	140
AN3-5A	5-5	310	AN364-1032A	7-17	110
AN3-5A	7-15	240	AN364-1216A	4-2	270
AN3-5A	7-16	150	AN364-1216A	7-20	560
AN3-5A	7-5	870	AN364-428	8-12	130
AN3-5A	7-9	90	AN364-428	8-18	180
AN3-5A	8-12	160	AN364-428	8-8	60
AN3-6	12-7	190	AN364-428A	3-22	180
AN3-6	3-13	90	AN364-428A	3-22	290
AN363-524	3-3	180	AN364-428A	3-23	190
AN364-1018A	5-6	20	AN364-428A	5-1	490
AN364-1032	8-12	100	AN364-428A	5-1	70
AN364-1032	8-12	180	AN364-428A	5-5	140
AN364-1032	8-13	70	AN364-428A	6-13	–
AN364-1032	8-18	30	AN364-428A	7-17	360
AN364-1032	8-5	260	AN364-428A	8-11	10
AN364-1032	8-5A	160	AN364-428A	8-11	150
AN364-1032	8-6	60	AN364-428A	12-13	300
AN364-1032	8-7	70	AN364-428A	12-10	160
AN364-1032A	3-10	190	AN364-428A	12-11	230
AN364-1032A	3-11	160	AN364-428A	12-12	270
AN364-1032A	3-13	60	AN364-524A	5-4	230
AN364-1032A	3-21	50	AN364-524A	7-20	–
AN364-1032A	3-26	220	AN364-524A	7-21	30
AN364-1032A	5-1	150	AN364-624A	4-2	320
AN364-1032A	5-3	460	AN364-624A	5-3	330
AN364-1032A	5-5	300	AN364-624A	7-19	40
AN364-1032A	6-13	–	AN364-632A	6-14	40
AN364-1032A	6-13	–	AN364-632A	6-4	–
AN364-1032A	6-13	–	AN364-632A	6-4	–
AN364-1032A	6-13	188	AN364-632A	6-4	–
AN364-1032A	6-13	195	AN364-632A	6-4	–
AN364-1032A	6-14	130	AN364-632A	6-4	–
AN364-1032A	6-3	40	AN364-632A	6-4	–

UNCONTROLLED COPY WHEN DOWNLOADED OR PRINTED

ENSTROM F-28/280 SERIES ILLUSTRATED PARTS CATALOG

PART NUMBER INDEX

Part Number	Figure	Item	Part Number	Figure	Item
AN364-632A	6-6	190	AN365-1032A	3-23	580
AN364-632A	9-2	41	AN365-1032A	3-6	170
AN364-632A	12-13	330	AN365-1032A	3-6	270
AN364-632A	7-1	–	AN365-1032A	3-7	140
AN364-632A	7-11	440	AN365-1032A	5-3	220
AN364-632A	12-11	50	AN365-1032A	5-6	–
AN364-632A	12-12	300	AN365-1032A	7-9	110
AN364-820A	5-3	130	AN365-1032A	7-9	350
AN364-820A	5-4	120	AN365-1032A	7-15	70
AN364-832	6-5	32	AN365-1032A	7-16	60
AN364-832	9-3	360	AN365-1032A	7-17	160
AN364-832A	10-3	–	AN365-1032A	7-20	160
AN364-832A	10-3	–	AN365-1032A	8-15	120
AN364-832A	10-3	–	AN365-1032C	3-27	70
AN364-832A	10-3	–	AN365-1032C	3-28	110
AN364-832A	10-4	270	AN365-1032C	3-28	110
AN364-832A	10-4	410	AN365-1032C	3-28	50
AN364-832A	10-4	90	AN365-425	7-22	90
AN364-832A	11-19	228	AN365-428	5-6	310
AN364-832A	3-2	190	AN365-428	5-7	80
AN364-832A	6-6	340	AN365-428A	12-2	110
AN364-832A	6-7	110	AN365-428A	5-4	410
AN364-832A	6-7	210	AN365-428A	6-2	–
AN364-832A	9-2	32	AN365-428A	7-5	890
AN364-832A	9-3	410	AN365-428A	7-15	190
AN364-832A	11-11	200	AN365-428A	7-16	220
AN364-832A	7-5	200	AN365-428A	7-17	250
AN364-832A	7-11	470	AN365-428A	7-19	100
AN364-W33A	7-9	390	AN365-428A	7-20	120
AN365-1032	8-18	220	AN365-524A	4-1	140
AN365-1032A	11-11	90	AN365-524A	7-19	70
AN365-1032A	11-18	10	AN365-524A	7-20	70
AN365-1032A	12-2	80	AN365-624A	5-4	380
AN365-1032A	3-10	155	AN365-632A	3-17	130
AN365-1032A	3-10	40	AN365-632A	6-11	–
AN365-1032A	3-11	100	AN365-632A	6-6	260
AN365-1032A	3-12	50	AN365-632A	9-3	110
AN365-1032A	3-20	520	AN365-632A	9-4	100
AN365-1032A	3-20A	520	AN365-632A	7-8	150
AN365-1032A	3-20B	520	AN365-632A	7-9	70

UNCONTROLLED COPY WHEN DOWNLOADED OR PRINTED

ENSTROM F-28/280 SERIES ILLUSTRATED PARTS CATALOG

PART NUMBER INDEX

Part Number	Figure	Item	Part Number	Figure	Item
AN365-632A	7-21	280	AN381-2-8	12-6	100
AN365-8	10-1	–	AN381-2-8	12-6	210
AN365-832	10-2	–	AN381-2-8	12-7	250
AN365-832	7-1	80	AN381-2-8	3-10	250
AN365-832	7-1	–	AN381-2-8	3-11	320
AN365-832	7-1	–	AN381-2-8	3-13	110
AN365-832	7-1	670	AN381-2-8	3-14	60
AN365-832	7-4	150	AN381-2-8	3-15	60
AN365-832A	3-10	100	AN381-2-8	3-28	320
AN365-832A	3-2	190	AN381-2-8	5-2	110
AN365-832A	6-11	221	AN381-2-8	5-3	410
AN365-832A	8-6	120	AN381-2-8	5-5	170
AN365-832A	8-6A	60	AN381-2-8	8-20	80
AN365-832A	7-5	380	AN381-2-8	8-3	100
AN365-832A	7-8	50	AN381-2-8	8-4	190
AN365-832A	7-9	320	AN381-2-8	8-5	420
AN3-6A	3-21	20	AN381-2-8	8-5A	130
AN3-6A	3-3	–	AN381-2-8	8-6A	200
AN3-6A	6-13	–	AN381-2-8	8-21	70
AN3-6A	7-10	–620	AN381-3-12	8-5A	80
AN3-7	3-10	330	AN381-3-16	4-3	170
AN3-7	3-14	10	AN381-3-16	8-1	140
AN3-7	3-15	10	AN381-3-16	8-3A	410
AN380-2-2	10-1	11	AN386-2-7A	12-2	60
AN380-2-2	10-2	12	AN386-2-7A	5-6	–
AN380-4-8	4-2	200	AN386-2-8A	12-2	50
AN381-2-10	12-8	250	AN393-11	3-28	300
AN381-2-10	5-1	300	AN393-11	7-5	270
AN381-2-10	7-6	70	AN394-17	5-5	150
AN381-2-10	8-3	50	AN3C10A	3-29	100
AN381-2-10	8-5	470	AN3C4A	3-27	60
AN381-2-12	3-24	530	AN3C4A	3-28	100
AN381-2-16	12-8	90	AN3C4A	3-28	100
AN381-2-7	8-2	70	AN3C4A	3-28	40
AN381-2-7	8-3A	370	AN3H3A	12-1	240
AN381-2-7	8-4	300	AN3H5A	12-3	70A
AN381-2-7	7-5	280	AN3H-5A	5-3	450
AN381-2-8	10-3	–	AN3H6A	5-3	450
AN381-2-8	10-4	170	AN4076-1	11-19	130
AN381-2-8	12-10	210	AN4076-1	5-6	160

UNCONTROLLED COPY WHEN DOWNLOADED OR PRINTED

ENSTROM F-28/280 SERIES ILLUSTRATED PARTS CATALOG

PART NUMBER INDEX

Part Number	Figure	Item	Part Number	Figure	Item
AN4-10A	8-11	130	AN426A3-3	3-19	–
AN4-10A	8-8	70	AN4-27A	7-20	550
AN4-11	5-3	360	AN42B-14	7-1	–
AN4-11	8-4	230	AN42B-C11A	7-3	50
AN4-11A	7-17	340	AN42B-C12A	7-3	50
AN4-11A	8-8	140	AN42B-C14A	7-3	50
AN4-12A	5-5	100	AN4-30A	7-20	100
AN4-12A	8-8	30	AN4-31A	7-22	70
AN4-13	12-6	10	AN4-34A	7-20	240
AN4-13	12-10	250	AN4-37	3-11	270
AN4-13A	3-22	270	AN4-37A	7-20	270
AN4-13A	3-23	290	AN4-3A	3-22	160
AN4-13A	5-5	350	AN4-3A	3-23	180
AN4-14	12-6	190	AN4-3A	6-13	180
AN4-14	5-1	260	AN4-3A	6-2	–
AN4-14	5-3	550	AN4-3A	6-2	–
AN4-14	8-3	70	AN4-3A	6-2	–
AN4-14A	7-13	50	AN4-3A	6-2	–
AN4-14A	7-19	80	AN4-4A	5-6	220
AN4-14A	7-20	290	AN4-4A	7-13	30
AN4-14A	8-12	110	AN4-4A	12-10	180
AN4-14A	8-18	160	AN4-5A	5-3	150
AN4-15A	5-1	10	AN4-5A	12-13	280
AN4-16	3-11	330	AN4-5A	12-12	250
AN416-1	12-5	110	AN4-6A	5-1	470
AN4-17	8-20	20	AN4-6A	9-5	10
AN4-17	8-5	370	AN4-7A	12-2	90
AN4-17A	5-6	290	AN4-7A	5-4	390
AN4-17A	5-7	60	AN4-7A	7-5	950
AN4-17A	8-8	110	AN4-7A	7-13	10
AN4-20	8-20	220	AN4C5A	3-29	60
AN4-20A	7-15	270	AN4H10A	4-4	170
AN4-20A	7-16	200	AN4H-12A	3-11	260
AN4-20A	7-17	230	AN4H15A	4-4	280
AN4-21A	7-15	170	AN4H4A	12-13	270
AN4-21A	7-16	110	AN4H-4A	12-9	120
AN4-22A	7-15	260	AN4H-4A	12-11	170
AN4-22A	7-17	280	AN4H-4A	12-12	240
AN4-23	8-3A	310	AN4H-5A	12-10	300
AN4-23A	5-1	220	AN4H-5A	12-11	210

UNCONTROLLED COPY WHEN DOWNLOADED OR PRINTED

ENSTROM F-28/280 SERIES ILLUSTRATED PARTS CATALOG

PART NUMBER INDEX

Part Number	Figure	Item	Part Number	Figure	Item
AN500-416-7	3-23	160	AN507-632R14	6-6	170
AN500-6-8	3-26	110	AN507-632R24	6-6	160
AN502-10-10	8-3A	260	AN507-632R5	7-11	420
AN502-10-10	8-9	20	AN507-632R8	6-4	50
AN502-10-10	8-10	20	AN507-632R8	6-6	210
AN502-10-10	7-15	140	AN507-632R8	6-6	380
AN502-10-10	7-16	240	AN507-832-16	6-9	50
AN502-10-14	3-28	220	AN507-832R10	11-20	120
AN502-10-8	3-20	400	AN507-832R7	7-2	100
AN502-10-8	3-20A	400	AN507-832R9	7-1	680
AN502-10-8	3-20B	400	AN507-8R9	7-4	110
AN502-10-8	3-9	130	AN507-B-632-R6	11-6	430
AN502-10-8	8-9	–	AN507C1032-12	7-1	820
AN502-10-8	8-10	–	AN507C-1032-12	7-1	–
AN503-10-10	8-2	10	AN507C-632-8	7-1	300
AN503-10-10	8-3A	170	AN507C-832-12	7-1	280
AN503-10-18	12-8	260	AN509-10R16	6-13	192
AN503-10-18	12-5	690	AN509-10R38	3-12	80
AN503-10-6	5-2	50	AN509-832R4	6-11	240
AN503-10-8	12-7	240	AN509-8R10	7-4	140
AN503-10-8	3-3	210	AN509-8R12	7-1	870
AN503-416-10	3-20	530	AN509-8R16	7-4	280
AN503-416-10	3-20	530	AN509-8R18	7-1	60
AN503-416-10	3-20A	530	AN509-8R4	8-13	30
AN503-416-10	3-20B	530	AN5-10	8-5	430
AN503-416-10	3-20B	530	AN5-11	8-20	180
AN503-416-10	3-4	40	AN5-11	8-4	200
AN503-416-28	3-20	530	AN5-11	8-5	520
AN503-416-28	3-20A	530	AN5-11	8-6A	160
AN503-416-28	3-20B	530	AN5-11A	3-3	170
AN503-416-28	3-7	360	AN5-12	8-3	20
AN503-8-6	8-7	–	AN5-12	8-5	510
AN503-8-6	8-10	380	AN5-13	8-5A	90
AN503-8-8	8-9	130	AN515-10-16	12-10	280
AN503-8-8	8-9	380	AN515-10-6	3-1	60
AN503-8-8	8-10	130	AN515-4R12	8-9	60
AN507-1032-8	7-5	460	AN515-4R12	8-10	60
AN507-1032R14	6-13	130	AN515-6-6	3-20	340
AN507-632-5	7-1	500	AN515-6-6	3-20A	340
AN507-632R12	6-4	100	AN515-6-6	3-20B	340

UNCONTROLLED COPY WHEN DOWNLOADED OR PRINTED

ENSTROM F-28/280 SERIES ILLUSTRATED PARTS CATALOG

PART NUMBER INDEX

Part Number	Figure	Item	Part Number	Figure	Item
AN515-6-6	6-4	260	AN515-8R7	3-20B	430
AN515-6-6	6-4	300	AN515-8R7	3-6	230
AN515-6-R11	6-5	190	AN515-8R7	3-7	250
AN515-6R3	11-17	20	AN515-8R7	3-7	280
AN515-6R7	3-17	110	AN515-8R8	10-2	–
AN515-6R8	3-26	110	AN515-8R8	10-3	–
AN515-8-10	6-1	130	AN515-8R8	10-4	180
AN515-8-10	6-1	70	AN515-8R8	10-4	230
AN515-8-10	11-14	–	AN515-8R8	10-4	50
AN515-8-16	3-22	100	AN515-8R8	12-4	90
AN515-8-16	11-14	110	AN515-8R8	3-19	140
AN515-8-16	12-9	210	AN515-8R8	3-2	260
AN515-8-20	11-14	170	AN515-8R8	3-20	570
AN515-8-24	11-14	–	AN515-8R8	3-20A	570
AN515-8-7	10-1	20	AN515-8R8	3-20B	570
AN515-8-7	10-2	22	AN515-8R8	3-24	130
AN515-8-8	3-2	230	AN515-8R8	11-17	150
AN515-8-8	6-1	110	AN515-8R8	7-9	300
AN515-8-8	6-1	50	AN515-8R8	7-9	400
AN515-8-8	11-14	160	AN515-8-R8	11-18	40
AN515-8R10	3-22	400	AN515-8R8-832	3-2	230
AN515-8R10	3-23	80	AN515B-6-R12	11-6	50
AN515-8R10	3-24	240	AN515B-6-R14	11-5	–
AN515-8R10	3-4	280	AN515B-6-R14	11-6	140
AN515-8R10	3-5	50	AN515B-6-R16	11-6	60
AN515-8R10	3-6	90	AN515B-6-R18	11-6	130
AN515-8R10	3-7	50	AN515-B6R3	11-8	130
AN515-8R10	11-13	100	AN515-B6R3	11-9	–
AN515-8R10	11-16	120	AN515-B6R3	11-7	330
AN515-8R12	3-4	280	AN515B-6-R6	11-6	220
AN515-8R14	6-11	60	AN515B-6-R7	11-6	380
AN515-8R16	3-22	100	AN515B-8-R12	11-8	515
AN515-8R16	11-13	150	AN5-16	8-4	140
AN515-8R20	3-24	250	AN517-8R7	3-9	90
AN515-8R7	10-3	–	AN5-17A	7-20	400
AN515-8R7	10-3	7	AN520-10-16	12-11	310
AN515-8R7	10-3	8	AN520-10-16	12-12	230
AN515-8R7	3-17	140	AN520-10-40	12-11	340
AN515-8R7	3-20	430	AN520-10-40	12-12	330
AN515-8R7	3-20A	430	AN520-10-9	7-9	120

UNCONTROLLED COPY WHEN DOWNLOADED OR PRINTED

ENSTROM F-28/280 SERIES ILLUSTRATED PARTS CATALOG

PART NUMBER INDEX

Part Number	Figure	Item	Part Number	Figure	Item
AN5-22	5-1	400	AN525-832R8	7-16	260
AN5-22A	7-20	420	AN525-8R16	7-4	180
AN525-1032-8	7-9	330	AN525-8R20	6-5	30
AN525-1032R12	7-17	90	AN525-8R6	5-1	340
AN525-10R10	7-6	360	AN525-8R7	7-9	–
AN525-10R24	6-13	70	AN525-8R8	7-8	320
AN525-10R8	7-10	590	AN526-1032-6	12-9	200
AN525-832-18	7-1	640	AN526-1032R6	6-14	110
AN525-832R10	11-19	185	AN526-1032R8	3-20	565
AN525-832R10	9-2	30	AN526-1032R8	3-20A	565
AN525-832R10	9-3	370	AN526-1032R8	3-20B	565
AN525-832R10	7-5	450	AN526-1032R8	3-20B	565
AN525-832R10	7-10	70	AN526-1032R8	3-5A	150
AN525-832R10	7-12	50	AN526-1032R8	6-13	–
AN525-832R14	6-11	150	AN526-1032R8	11-11	70
AN525-832R14	9-3	370A	AN526-1032R8	7-5	510
AN525-832R18	3-24	250	AN526-632-5	7-1	–
AN525-832R22	3-25	90	AN526-632R10	9-2	39
AN525-832R6	3-1	160	AN526-632R12	11-19	45
AN525-832R6	6-5	220	AN526-632R16	6-5	–
AN525-832R6	7-6	260	AN526-632R16	6-5	–
AN525-832R6	8-6A	40	AN526-632R4	5-4	340
AN525-832R6	7-1	440	AN526-632R5	6-14	20
AN525-832R6	7-8	110	AN526-632R6	6-6	250
AN525-832R7	7-1	410	AN526-632R6	11-20	40
AN525-832R7	7-5	600	AN526-632R6	7-9	50
AN525-832R7	7-11	450	AN526-632R7	6-4	130
AN525-832R8	11-19	205	AN526-632R7	6-6	280
AN525-832R8	3-23	50	AN526-632R7	11-20	50
AN525-832R8	3-25	20	AN526-632R8	6-4	170
AN525-832R8	6-10	60	AN526-632R8	6-4	280
AN525-832R8	11-11	180	AN526-632R8	6-6	310
AN525-832R8	11-16	60	AN526-632R8	6-6	370
AN525-832R8	7-5	180	AN526-632R8	6-7	160
AN525-832R8	7-5	310	AN526-632R8	7-1	–
AN525-832R8	7-5	820	AN526-6R6	3-16	80
AN525-832R8	7-8	30	AN526-6R8	7-3	130
AN525-832R8	7-10	100	AN526-6R8	7-4	360
AN525-832R8	7-12	40	AN526-832-5	3-2	260
AN525-832R8	7-15	120	AN526-832-8	7-8	180

UNCONTROLLED COPY WHEN DOWNLOADED OR PRINTED

ENSTROM F-28/280 SERIES ILLUSTRATED PARTS CATALOG

PART NUMBER INDEX

Part Number	Figure	Item	Part Number	Figure	Item
AN526-832R10	6-11	210	AN530-6-8	9-4	40
AN526-832R10	6-5	240	AN530-6-8	7-1	–
AN526-832R10	6-7	30	AN530-6R6	3-17	30
AN526-832R10	7-12	50	AN530-6R6	3-17	60
AN526-832R6	6-13	250	AN530-6R6	7-5	860
AN526-832R6	6-4	200	AN530-6R8	7-5	640
AN526-832R7	10-4	300	AN530-8-7	7-1	–
AN526-832R7	10-4	390	AN530-8-8	10-1	7
AN526-832R7	3-10	80	AN530-8-8	10-2	7
AN526-832R7	6-11	210	AN530-8R8	10-3	4
AN526-832R8	10-3	12	AN530-8R8	10-4	130
AN526-832R8	11-19	226	AN530-8R8	3-17	160
AN526-832R8	3-2	120	AN530-8R8	3-17	180
AN526-832R8	6-10	60	AN530-8R8	9-1	3
AN526-832R8	6-13	250	AN530-8R8	9-3	530
AN526-832R8	6-5	210	AN530-8R8	9-4	–
AN526-832R8	6-5	40	AN530-8R8	7-9	210
AN526-832R8	6-6	320	AN530C10-8	3-28	–
AN526-832R8	6-7	90	AN530C8-8	3-27	–
AN526-832R8	6-8	40	AN531-6-6	7-5	590
AN526-832R8	9-1	6	AN531-6R10	9-4	80
AN526-832R8	9-2	12	AN531-6R6	7-1	130
AN526-832R8	9-3	270	AN531-6R6	7-4	400
AN526-832R8	9-4	240	AN531-6R8	9-3	60
AN526-832R8	7-5	180	AN531-6R8	9-4	60
AN526-832R8	7-8	30	AN531-6R8	7-4	600
AN526-832R8	7-12	40	AN5-35A	5-4	210
AN526-832R8	7-15	320	AN5-35A	7-19	50
AN526-832R8	7-16	70	AN5-35A	7-20	330
AN526-832R8	7-17	120	AN536-632R6	7-8	130
AN526-832R9	6-5	245	AN5-37A	7-20	300
AN526-8-8	7-1	230	AN5-43A	4-1	50
AN526-8R12	7-4	60	AN5-44A	4-1	50
AN526-8R7	3-10	80	AN5-4A	6-13	220
AN526-8R8	9-3	330	AN5546-1	11-19	135
AN526C1032-9	7-3	90	AN5546-1	5-6	170
AN526-C1032-9	7-1	–	AN5-6A	7-20	60
AN526C832R8	3-22	50	AN5C13A	3-29	90
AN530-6-6	7-1	210	AN5H10A	7-13	60
AN530-6-8	9-3	40	AN5H-45A	4-1	20

UNCONTROLLED COPY WHEN DOWNLOADED OR PRINTED

ENSTROM F-28/280 SERIES ILLUSTRATED PARTS CATALOG

PART NUMBER INDEX

Part Number	Figure	Item	Part Number	Figure	Item
AN5H-46A	4-1	20	AN743-13	11-13	140
AN5H-6A	4-1	10	AN743-13	11-14	150
AN5H7A	7-13	90	AN74A11	3-3	50
AN6-10A	5-4	360	AN74A4	3-1	130
AN6195-8Z-1D	9-3	-	AN74A4	3-2	290
AN6195-8Z-1D	9-3	-	AN74A4	3-29	80
AN6-22	8-5A	60	AN74A5	3-3	110
AN6227-6	5-6	-	AN7-50	3-30	10A
AN635-632A	9-4	210	AN75A12	8-4	260
AN665-21R	7-5	400	AN75-A12	4-2	350
AN665-46R	5-5	180	AN75A41	3-23	460
AN737TW22	3-3	320	AN75A5	3-29	70
AN737TW22	3-4	80	AN75A5	3-3	20
AN737TW34-38	3-3	130	AN75A6	4-2	340
AN73A3	5-3	430	AN75A6	8-4	250
AN742-40	10-1	-	AN7H7A	12-13	350
AN742D28	3-5A	90	AN7H-7A	12-9	10
AN742D28	3-5A	170	AN7H-7A	12-11	10
AN742D38	10-3	-	AN7H-7A	12-12	320
AN742D48	10-3	-	AN8-10A	5-4	20
AN742D48	10-3	15	AN814-2DL	12-1	70
AN742D48	10-4	250	AN814-2DL	4-4	260
AN742D48	10-4	70	AN815-4	3-22	440
AN742D-48	3-1	40	AN815-4	3-23	440
AN742-D48	10-2	28	AN815-4	11-11	150
AN742-F6	3-20	620	AN815-4D	3-4	170
AN742-F6	3-20A	620	AN815-4D	11-7	690
AN742-F6	3-20B	620	AN815-4D	11-8	340
AN742F8	5-5	290	AN815-4D	11-9	270
AN743-13	10-1	21	AN815-4D	11-10	100
AN743-13	10-2	23	AN815-4D	11-12	40
AN743-13	10-3	17	AN815-4D	11-13	70
AN743-13	10-4	470	AN815-4D	11-15	60
AN743-13	11-15	110	AN815-6	3-23	-
AN743-13	11-19	230	AN815-6	3-6	70
AN743-13	3-24	-	AN815-6	3-8	80
AN743-13	3-24	-	AN816-4	3-4	190
AN743-13	3-24	-	AN816-4	3-8	40
AN743-13	3-24	320	AN816-4D	11-8	-
AN743-13	11-11	100	AN816-4D	11-8	-

UNCONTROLLED COPY WHEN DOWNLOADED OR PRINTED

ENSTROM F-28/280 SERIES ILLUSTRATED PARTS CATALOG

PART NUMBER INDEX

Part Number	Figure	Item	Part Number	Figure	Item
AN816-4D	11-8	–	AN833-4	11-13	60
AN816-4D	11-8	–	AN833-4	11-14	10
AN816-4D	11-8	325	AN833-4D	11-15	15
AN816-4D	11-9	255	AN834-4	3-24	380
AN816-4D	3-22	310	AN834-4D	3-24	380
AN816-4D	3-23	320	AN834-4D	11-11	40
AN816-4D	3-24	350	AN900-10	5-6	120
AN816-4D	3-24	80	AN900-6	5-6	140
AN816-4D	3-8	40	AN900-8	5-6	120
AN816-4D	11-7	730	AN911-1D	3-24	360
AN816-4D	11-12	10	AN911-1D	11-13	190
AN816-4D	11-12	130	AN911-4D	3-24	360
AN816-4D	11-13	180	AN911-4D	11-12	120
AN816-6	3-22	230	AN914-1D	3-23	610
AN816-6	3-23	400	AN916-516L	8-6A	180
AN816-6D	3-24	270	AN917-10	11-8	455
AN816-6D	5-6	110	AN917-1D	11-7	970
AN818-4D	11-15	–	AN917-1D	11-9	365
AN818-4D	11-15	–	AN917-1D	11-13	–
AN818-4D	11-15	–	AN917-4D	11-12	50
AN818-4D	11-15	–	AN919-1	3-22	500
AN818-4D	11-15	–	AN919-1S	3-23	520
AN818-4D	11-15	–	AN919-1S	11-10	40
AN818-4D	11-15	–	AN924-4	11-15	25
AN818-4D	11-15	–	AN924-4	3-24	190
AN818-4D	3-24	80	AN924-4	11-14	20
AN822-4D	3-24	350	AN924-4D	3-2	140
AN822-4D	11-11	20	AN924-4D	11-10	90
AN822-6D	3-26	180	AN924-4D	11-11	130
AN823-4D	3-24	350	AN924-4W	11-11	130
AN823-6-6D	3-6	20	AN924-6D	3-2	210
AN824-4D	11-12	30	AN931-10-14	7-8	330
AN824-4D	11-15	55	AN931-12-17	7-8	290
AN824-4D	3-24	100	AN931-12-20	3-23	490
AN824-4D	3-24	100	AN931-2-9	3-22	490
AN824-6D	3-4	100	AN931-2-9	3-23	510
AN832-4	3-24	180	AN931-3-10	6-4	290
AN832-4D	3-24	180	AN931-3-9	3-4	60
AN832-4D	11-10	70	AN931-4-16	3-24	510
AN832-4D	11-11	110	AN931-4-7	6-10	70

UNCONTROLLED COPY WHEN DOWNLOADED OR PRINTED

ENSTROM F-28/280 SERIES ILLUSTRATED PARTS CATALOG

PART NUMBER INDEX

Part Number	Figure	Item	Part Number	Figure	Item
AN931-4-7	6-11	180	AN935-8	3-2	240
AN931-4-7	6-7	220	AN935-8	3-20	590
AN931-4-7	6-7	70	AN935-8	3-20A	590
AN931-4-7	11-16	90	AN935-8	3-20B	590
AN931-4-7	11-17	80	AN935-8	3-22	120
AN931-5-12	3-2	170	AN935-8	3-23	100
AN931-5-9	3-10	50	AN935-8	3-24	150
AN931-5-9	3-2	170	AN935-8	3-4	300
AN931-6-10	3-15	140	AN935-8	3-5	70
AN931-6-10	6-14	50	AN935-8	3-6	110
AN931-6-10	11-17	60	AN935-8	3-7	70
AN931-8-13	3-22	330	AN935-8	3-9	110
AN931-8-13	6-9	90	AN935-8	5-1	350
AN931-8-13	7-8	340	AN935-8	6-1	–
AN932-D3	3-26	170	AN935-8	6-1	–
AN935-10	3-1	80	AN935-8	6-1	–
AN935-10	3-20	585	AN935-8	6-1	–
AN935-10	3-20A	585	AN935-8	6-13	–
AN935-10	3-20B	585	AN935-8	11-13	130
AN935-10	6-13	–	AN935-8	11-14	130
AN935-10	8-9	–	AN935-8	11-16	70
AN935-10	8-10	–	AN935-8	11-17	170
AN935-10L	3-25	60	AN935-8L	7-1	660
AN935-10L	7-5	660	AN935-8L	7-2	120
AN935-4	8-9	80	AN935-BBL	11-8	510
AN935-4	8-10	80	AN936A10	3-20	410
AN935-416	5-6	230	AN936A10	3-20A	410
AN935-6	3-16	100	AN936A10	3-20B	410
AN935-6	3-20	360	AN936A1216	3-15	90
AN935-6	3-20A	360	AN936A1216	3-24	450
AN935-6	3-20B	360	AN936A516	3-24	70
AN935-6	11-5	–	AN936A516	3-24	70
AN935-6	11-6	90	AN936A516	3-3	300
AN935-6	11-20	70	AN936A516	6-13	–
AN935-6	7-1	–	AN936-A6	3-17	70
AN935-8	10-2	–	AN936-A6	6-6	270
AN935-8	10-3	–	AN936A716	3-14	100
AN935-8	10-4	190	AN936A716	3-15	110
AN935-8	11-18	55	AN936A8	9-3	300
AN935-8	12-4	110	AN936A8	9-4	260

UNCONTROLLED COPY WHEN DOWNLOADED OR PRINTED

ENSTROM F-28/280 SERIES ILLUSTRATED PARTS CATALOG

PART NUMBER INDEX

Part Number	Figure	Item	Part Number	Figure	Item
AN960-10	10-3	–	AN960-10L	12-8	270
AN960-10	11-18	15	AN960-10L	3-1	70
AN960-10	12-10	290	AN960-10L	3-10	150
AN960-10	12-11	320	AN960-10L	3-10	180
AN960-10	12-12	220	AN960-10L	3-12	40
AN960-10	12-13	240	AN960-10L	3-13	50
AN960-10	12-4	270	AN960-10L	3-14	20
AN960-10	3-11	400	AN960-10L	3-15	20
AN960-10	3-11	90	AN960-10L	3-20	460
AN960-10	3-12	30	AN960-10L	3-20A	460
AN960-10	3-20	510	AN960-10L	3-20B	460
AN960-10	3-20A	510	AN960-10L	3-21	30
AN960-10	3-20B	510	AN960-10L	3-21	40
AN960-10	3-21	30	AN960-10L	3-22	30
AN960-10	3-21	40	AN960-10L	3-24	540
AN960-10	3-23	30	AN960-10L	3-25	70
AN960-10	3-23	570	AN960-10L	3-28	310
AN960-10	3-6	160	AN960-10L	3-3	–
AN960-10	3-7	130	AN960-10L	3-6	260
AN960-10	4-2	–	AN960-10L	3-7	160
AN960-10	4-2	430	AN960-10L	3-7	260
AN960-10	4-2.1	140	AN960-10L	4-2.1	150
AN960-10	5-1	450	AN960-10L	5-1	130
AN960-10	5-3	210	AN960-10L	5-2	60
AN960-10	6-13	–	AN960-10L	5-3	200
AN960-10	6-13	–	AN960-10L	5-3	440
AN960-10	6-13	193	AN960-10L	5-5	260
AN960-10	7-3	100	AN960-10L	6-13	–
AN960-10	7-4	160	AN960-10L	6-13	–
AN960-10	7-5	580	AN960-10L	6-13	187
AN960-10	7-9	130	AN960-10L	6-13	194
AN960-10	7-15	110	AN960-10L	6-13	40
AN960-10	7-17	170	AN960-10L	6-13	60
AN960-10	7-20	150	AN960-10L	6-14	120
AN960-10	8-9	30	AN960-10L	6-2	–
AN960-10	8-10	30	AN960-10L	6-3	30
AN960-10	8-15	110	AN960-10L	7-3	60
AN960-10L	12-1	230	AN960-10L	7-5	430
AN960-10L	12-13	–	AN960-10L	7-5	880
AN960-10L	12-7	200	AN960-10L	7-9	100

UNCONTROLLED COPY WHEN DOWNLOADED OR PRINTED

ENSTROM F-28/280 SERIES ILLUSTRATED PARTS CATALOG

PART NUMBER INDEX

Part Number	Figure	Item	Part Number	Figure	Item
AN960-10L	7-15	60	AN960-416	8-8	150
AN960-10L	7-16	160	AN960-416	7-5	900
AN960-10L	7-17	150	AN960-416	7-13	20
AN960-10L	8-12	170	AN960-416	12-9	130
AN960-10L	8-12	90	AN960-416	12-10	220
AN960-10L	8-13	60	AN960-416L	10-2	–
AN960-10L	8-14	120	AN960-416L	10-3	6
AN960-10L	8-18	20	AN960-416L	10-4	160
AN960-10L	8-19	30	AN960-416L	3-1	140
AN960-10L	8-3A	270	AN960-416L	3-11	360
AN960-10L	8-5	250	AN960-416L	3-2	300
AN960-10L	8-5A	150	AN960-416L	3-20	390
AN960-10L	8-6	50	AN960-416L	3-20	540
AN960-10L	8-6A	140	AN960-416L	3-20A	390
AN960-10L	8-7	60	AN960-416L	3-20A	540
AN960-1216	3-24	440	AN960-416L	3-20B	390
AN960-1216L	3-10	110	AN960-416L	3-20B	540
AN960-1216L	3-15	120	AN960-416L	3-22	170
AN960-3	3-20	–	AN960-416L	3-22	170
AN960-3	3-20A	–	AN960-416L	3-23	170
AN960-3	3-20B	–	AN960-416L	3-29	120
AN960-3L	6-7	150	AN960-416L	3-3	100
AN960-4	7-1	800	AN960-416L	3-4	50
AN960-416	10-1	–	AN960-416L	5-1	20
AN960-416	12-6	60	AN960-416L	5-5	110
AN960-416	12-6	70	AN960-416L	6-13	–
AN960-416	3-11	350	AN960-416L	8-11	140
AN960-416	3-22	280	AN960-416L	8-12	120
AN960-416	3-23	300	AN960-416L	8-18	170
AN960-416	4-4	160	AN960-416L	8-2	50
AN960-416	5-1	280	AN960-416L	8-4	240
AN960-416	5-3	160	AN960-416L	12-13	260
AN960-416	5-3	390	AN960-416L	8-8	40
AN960-416	5-4	400	AN960-416L	7-13	40
AN960-416	5-5	330	AN960-416L	7-15	180
AN960-416	5-6	240	AN960-416L	7-16	210
AN960-416	8-20	60	AN960-416L	7-17	240
AN960-416	8-3	80	AN960-416L	7-19	90
AN960-416	8-4	290	AN960-416L	7-20	110
AN960-416	8-5	380	AN960-416L	7-22	80

UNCONTROLLED COPY WHEN DOWNLOADED OR PRINTED

ENSTROM F-28/280 SERIES ILLUSTRATED PARTS CATALOG

PART NUMBER INDEX

Part Number	Figure	Item	Part Number	Figure	Item
AN960-4L	10-3	–	AN960-6	7-21	270
AN960-4L	10-4	320	AN960-616	5-6	270
AN960-4L	8-9	70	AN960-616	7-19	30
AN960-4L	8-10	70	AN960-616L	3-10	110
AN960-4L	7-2	160	AN960-616L	5-4	370
AN960-516	12-7	–55	AN960-616L	8-1	110
AN960-516	12-8	–230	AN960-6L	3-16	90
AN960-516	3-23	470	AN960-6L	3-17	100
AN960-516	3-23	470	AN960-6L	3-17	120
AN960-516	3-3	30	AN960-6L	3-17	40
AN960-516	4-1	60	AN960-6L	6-14	30
AN960-516	4-2	360	AN960-6L	6-4	–
AN960-516	5-1	420	AN960-6L	6-4	–
AN960-516	5-2	90	AN960-6L	6-4	–
AN960-516	5-4	220	AN960-6L	6-4	–
AN960-516	7-13	70	AN960-6L	6-4	–
AN960-516	7-19	60	AN960-6L	6-4	–
AN960-516	8-20	190	AN960-6L	6-6	220
AN960-516	8-3	30	AN960-6L	9-2	40
AN960-516	8-4	170	AN960-6L	9-3	100
AN960-516	8-5	440	AN960-6L	9-4	200
AN960-516	8-6A	170	AN960-6L	9-4	90
AN960-516L	12-7	50	AN960-6L	11-5	–
AN960-516L	12-8	220	AN960-6L	11-6	100
AN960-516L	3-29	130	AN960-6L	7-1	–
AN960-516L	4-2	360	AN960-6L	7-8	140
AN960-516L	5-1	410	AN960-6L	7-9	60
AN960-516L	6-13	–	AN960-716	3-2	150
AN960-516L	7-20	80	AN960-716	3-30	70
AN960-516L	7-20	–	AN960-716	11-10	80
AN960-516L	7-21	20	AN960-716	11-11	120
AN960-516L	8-15	70	AN960-716	12-13	340
AN960-516L	8-20	200	AN960-716	12-9	20
AN960-516L	8-4	210	AN960-716	12-11	20
AN960-516L	8-5	450	AN960-716	12-12	310
AN960-516L	8-5A	100	AN960-716L	3-10	120
AN960-6	3-20	350	AN960-716L	3-14	110
AN960-6	3-20A	350	AN960-716L	3-15	130
AN960-6	3-20B	350	AN960-716L	3-30	80
AN960-6	6-6	180	AN960-716L	8-1	100

UNCONTROLLED COPY WHEN DOWNLOADED OR PRINTED

ENSTROM F-28/280 SERIES ILLUSTRATED PARTS CATALOG

PART NUMBER INDEX

Part Number	Figure	Item	Part Number	Figure	Item
AN960-8	10-1	–	AN960-8L	3-20B	440
AN960-8	11-18	45	AN960-8L	3-20B	580
AN960-8	12-4	100	AN960-8L	3-22	110
AN960-8	12-4	320	AN960-8L	3-23	90
AN960-8	3-1	170	AN960-8L	3-24	160
AN960-8	3-7	260	AN960-8L	3-4	290
AN960-8	3-7	290	AN960-8L	3-5	60
AN960-8	6-1	–	AN960-8L	3-6	100
AN960-8	6-11	170	AN960-8L	3-7	60
AN960-8	6-11	220	AN960-8L	3-9	100
AN960-8	6-13	–	AN960-8L	4-1	310
AN960-8	6-7	120	AN960-8L	5-1	360
AN960-8	6-7	200	AN960-8L	6-1	–
AN960-8	11-11	190	AN960-8L	6-1	–
AN960-8	7-1	160	AN960-8L	6-1	–
AN960-8	7-8	120	AN960-8L	6-4	–
AN960-8	12-9	220	AN960-8L	6-5	–
AN960-816	4-3	140	AN960-8L	6-5	–
AN960-816	5-4	160	AN960-8L	6-5	31
AN960-816L	3-24	200	AN960-8L	6-6	330
AN960-8L	10-2	–	AN960-8L	6-7	100
AN960-8L	10-2	–	AN960-8L	9-1	7
AN960-8L	10-3	–	AN960-8L	9-2	13
AN960-8L	10-3	–	AN960-8L	9-3	280
AN960-8L	10-3	–	AN960-8L	9-3	350
AN960-8L	10-3	–	AN960-8L	9-3	400
AN960-8L	10-3	–	AN960-8L	9-4	250
AN960-8L	10-4	200	AN960-8L	8-6	110
AN960-8L	10-4	260	AN960-8L	8-6A	50
AN960-8L	10-4	400	AN960-8L	11-13	120
AN960-8L	10-4	80	AN960-8L	11-14	120
AN960-8L	11-19	227	AN960-8L	11-16	130
AN960-8L	3-10	90	AN960-8L	11-17	160
AN960-8L	3-17	150	AN960-8L	7-1	70
AN960-8L	3-19	150	AN960-8L	7-1	–
AN960-8L	3-2	180	AN960-8L	7-1	–
AN960-8L	3-20	440	AN960-8L	7-1	650
AN960-8L	3-20	580	AN960-8L	7-1	–
AN960-8L	3-20A	440	AN960-8L	7-2	110
AN960-8L	3-20A	580	AN960-8L	7-4	190

UNCONTROLLED COPY WHEN DOWNLOADED OR PRINTED

ENSTROM F-28/280 SERIES ILLUSTRATED PARTS CATALOG

PART NUMBER INDEX

Part Number	Figure	Item	Part Number	Figure	Item
AN960-8L	7-5	190	AN960PD6L	11-20	60
AN960-8L	7-5	340	AN960PD6L	7-11	430
AN960-8L	7-8	40	AN962-C516L	6-13	196
AN960-8L	7-9	310	AN970-3	6-13	95
AN960-8L	7-11	460	AN975-3	12-2	70
AN960-8L	7-15	330	ANL80	6-13	190
AN960-8L	7-16	80	AP18AU06-02	3-6	10
AN960-8L	7-17	130	AP22-6	4-3	110
AN960-916	3-2	220	AR134-D	7-1	320
AN960C10	3-29	110	AS3494-01	3-8	120
AN960-C10	5-6	–	AS3578-152	5-4	50
AN960C10L	11-11	80	ASMK8T	5-3	520
AN960-C10L	12-3	80	AWG-22-8503-10	11-8	490
AN960-C10L	7-1	–	AWG-22-8503-2	11-8	495
AN960C1216	4-2	260	AX142P	11-20	90
AN960C1216	5-3	470	B-00264-3	6-2	50A
AN960C1216	8-11	270	B-00375-4	6-14	–
AN960-C1216	7-20	570	B-00378-5	11-8	400
AN960-C416	7-1	–	B-00378-5	11-9	310
AN960C416L	12-2	100	B-00378-5	6-14	–
AN960C416L	12-2	100A	B-00378-5	11-7	870
AN960C516	3-29	140	B-1210	12-13	50
AN960-C516	7-1	140	B44-28-2	11-18	130
AN960C516L	6-13	–	B-44-28-2	12-4	150
AN960-C516L	6-13	196	B46-2 1/2	8-9	230
AN960C616L	3-8	170	B46-2 1/2	8-10	230
AN960C816	5-3	120	B-4855B-330	11-3	340
AN960D10L	3-26	210	B-4855B-330	11-4	330
AN960D10L	8-2	20	B-4855B-330	11-5	–
AN960D10L	7-16	50	B-4855B-330	11-6	40
AN960D516	4-1	30	B-710	11-18	125
AN960D516	8-4	220	B-710	12-4	160
AN960D616	4-2	310	BA-15	3-1	–
AN960D8	4-1	160	BA-15	3-2	–
AN960D8	4-2	230	BLDS4-13W/LT	7-20	540
AN960D8	4-2	40	BPF-1/2	7-17	190
AN960PD10	7-9	340	C-2400L4VT-AB	11-1	–
AN960PD10L	7-17	100	C2400L4VWAB-RG	11-5	260A
AN960PD416	11-20	140	C-2400L4VW-AB-RG	11-2	–
AN960PD416	7-17	210	C-2400L4VW-AB-RG	11-3	–

UNCONTROLLED COPY WHEN DOWNLOADED OR PRINTED

ENSTROM F-28/280 SERIES ILLUSTRATED PARTS CATALOG

PART NUMBER INDEX

Part Number	Figure	Item	Part Number	Figure	Item
C-2400L4VW-AB-RG	11-4	270	CR 17240	4-2.1	20
C352TS	9-2	33A	CR163-4-4	10-3	13
C352TS	9-3	380	CR163-4-4	10-4	310
C6052-8Z-1	3-27	–	CR-163-4-6	7-1	790
C6191-8Z-1	6-12	40	CR3212-4-4	7-4	220
C-6352-10Z	3-28	–	CR3213-4-2	6-13	110
C-836-06	6-12	120	CR3213-4-2	7-4	130
CA151PL	3-1	30	CR3213-4-4	7-4	260
CA-3251	7-1	350	CR3213-5-04	6-11	–
CAV-110H-U	3-23	620	CR91484-4-03	7-5	50
CAV-110R	3-23	310	CR91484-4-04	7-5	–60
CAV-110R	3-23	620	CR91484-4-05	7-5	–70
CAV-110RV	3-23	620	CR91484-4-3	7-5	50
CB35M	6-10	10	CR91484-4-4	7-2	150
CB6009CR08-1P	7-6	250	CR91484-4-4	7-5	–60
CBLS18C	6-11	300	CR91484-4-5	7-5	–70
CBR1.5I-M	11-17	200	CS-N-346	6-12	110
CBR1M-M	11-17	190	D1250	7-21	190
CBR2M-M	11-17	190	D6-167	6-6	300
CBR3I-M	11-17	200	D6-167	11-20	30
CBR3S-M	11-16	150	D6810A-12	6-4	110
CBR3S-M	11-17	210	D6SE-167GY	11-20	30
CC-3251	7-4	10	D-7080A-12	6-4	140
CC-3251	7-5	830	DG-167	11-16	50
CCA-1600	3-6	130	DU-08	8-12	50
CCH25-S10	11-16	40	EC-801-807	7-5	–
CCH25-S10	11-17	70	ECD001-11	12-13	140
CCR264SS-3-03	5-3	–	ECD001-11	12-12	130
CCR264-SS3-3	6-8	–	ECD002-11	12-13	160
CCR264-SS3-3	6-8	–	ECD002-11	12-12	150
CCR274SS-3-02	10-4	310	ECD002-13	12-13	160
CCR274SS-3-02	11-21	180	ECD002-13	12-11	270
CCR274SS-3-04	7-20	410	ECD009-11	8-1	30
CD7	12-1	–110	ECD013-11	8-3A	100
CD7L	5-6	138	ECD013-13	8-3A	–
CF600391-00	3-3	–	ECD014-11	5-4	260
CGP-2	3-23	640	ECD014-13	5-4	260
CL30914-2	5-4	–	ECD015-11	12-3	20
CM1816	6-5	20	ECD016-11	12-7	90
CP25WB+	11-19	215	ECD016-11	12-8	70

UNCONTROLLED COPY WHEN DOWNLOADED OR PRINTED

ENSTROM F-28/280 SERIES ILLUSTRATED PARTS CATALOG

PART NUMBER INDEX

Part Number	Figure	Item	Part Number	Figure	Item
ECD016-11	12-5	–	ECD066-1	12-4	180
ECD018-11	5-3	40	ECD066-1	8-9	170
ECD020-11	5-4	90	ECD066-1	8-10	170
ECD020-13	5-4	90	ECD069-11	6-1	90
ECD030-11	8-3A	390	ECD069-11	6-2	10
ECD030-11	12-5	–	ECD069-11	6-2	10A
ECD030-11	12-5	630	ECD069-11	6-2	50A
ECD034-11	8-9	280	ECD069-13	6-2	10B
ECD034-11	8-10	280	ECD071-103	11-8	123
ECD035-11	12-10	40	ECD071-103	11-9	47
ECD036-11	5-3	300	ECD071-103	11-6	240
ECD037-11	811	250	ECD071-103	11-7	250
ECD050-11	12-6	20	ECD071-104	11-8	124
ECD050-11	12-6	90	ECD071-104	11-9	48
ECD050-11	12-7	140	ECD071-104	11-6	250
ECD050-11	3-3	60	ECD071-104	11-7	260
ECD050-11	5-1	480	ECD071-105	11-8	125
ECD050-11	7-6	40	ECD071-105	11-9	49
ECD050-11	8-11	160	ECD071-105	11-6	260
ECD050-11	8-20	30	ECD071-105	11-7	270
ECD050-11	8-3	110	ECD071-106	11-8	126
ECD050-11	8-3A	320	ECD071-106	11-9	50
ECD050-11	8-5	350	ECD071-106	11-6	270
ECD050-11	9-5	25	ECD071-106	11-7	280
ECD050-11	12-13	290	ECD071-107	11-8	127
ECD050-11	8-8	120	ECD071-107	11-9	51
ECD050-11	7-1	250	ECD071-107	11-6	280
ECD050-11	12-5	380	ECD071-107	11-7	290
ECD050-11	12-10	170	ECD071-108	11-8	128
ECD050-11	12-11	220	ECD071-108	11-9	52
ECD050-11	12-12	260	ECD071-108	11-6	290
ECD050-15	8-11	270	ECD071-108	11-7	300
ECD050-17	12-13	290	ECD071-11	11-1	190
ECD050-19	8-4	150	ECD071-11	11-2	80
ECD050-23	11-19	125	ECD071-11	11-3	–
ECD050-25	8-11	20	ECD071-11	11-3	80
ECD060-11	7-6	-175	ECD071-11	11-4	80
ECD060-12	7-6	-185	ECD071-11	11-5	90
ECD060-5	7-5	680	ECD071-11	11-6	230
ECD066-1	11-18	115	ECD071-15	11-8	122

UNCONTROLLED COPY WHEN DOWNLOADED OR PRINTED

ENSTROM F-28/280 SERIES ILLUSTRATED PARTS CATALOG

PART NUMBER INDEX

Part Number	Figure	Item	Part Number	Figure	Item
ECD071-15	11-9	46	ECD072-11	11-9	80
ECD071-15	11-6	230	ECD072-11	11-3	–
ECD071-15	11-7	240	ECD072-11	11-5	70
ECD071-3	11-1	200	ECD072-11	11-6	350
ECD071-3	11-2	90	ECD072-11	11-7	390
ECD071-3	11-3	–	ECD073-1	6-11	90
ECD071-3	11-3	90	ECD073-3	6-11	90A
ECD071-3	11-4	90	ECD075-11	6-1	30
ECD071-3	11-5	100	ECD075-11	6-2	20
ECD071-4	11-1	220	ECD075-11	6-2	20A
ECD071-4	11-2	110	ECD075-11	6-2	20A
ECD071-4	11-3	–	ECD075-13	6-2	20A
ECD071-4	11-3	110	ECD075-13	6-2	20A
ECD071-4	11-4	110	ECD077-11	11-8	165
ECD071-4	11-5	110	ECD077-11	11-9	70
ECD071-5	11-1	240	ECD077-11	11-3	–
ECD071-5	11-2	130	ECD077-11	11-5	80
ECD071-5	11-3	–	ECD077-11	11-6	310
ECD071-5	11-3	130	ECD077-11	11-7	380
ECD071-5	11-4	130	ECD078-11	11-8	465
ECD071-5	11-5	120	ECD078-11	11-9	375
ECD071-6	11-1	210	ECD078-11	11-3	–
ECD071-6	11-2	100	ECD078-11	11-5	–
ECD071-6	11-3	–	ECD078-11	11-7	990
ECD071-6	11-3	100	ECD078-11	11-12	–140A
ECD071-6	11-4	100	ECD079-11	11-3	–
ECD071-6	11-5	130	ECD079-11	11-12	140
ECD071-7	11-1	230	ECD083-1	7-20	460
ECD071-7	11-2	120	ECD085-1	7-20	–
ECD071-7	11-3	–	ECD085-13	7-20	–
ECD071-7	11-3	120	ECD085-3	7-20	180
ECD071-7	11-4	120	ECD088-11	3-25	10
ECD071-7	11-5	140	ECD088-13	3-25	10
ECD071-8	11-1	250	ECD088-15	3-25	10
ECD071-8	11-2	140	ECD089-3	11-8	45
ECD071-8	11-3	–	ECD089-3	11-9	25
ECD071-8	11-3	140	ECD089-3	11-7	70
ECD071-8	11-4	140	ECD091-1	4-4	200
ECD071-8	11-5	150	ECD091-1	5-3	520
ECD072-11	11-8	170	ECD093-11	3-24	440

UNCONTROLLED COPY WHEN DOWNLOADED OR PRINTED

ENSTROM F-28/280 SERIES ILLUSTRATED PARTS CATALOG

PART NUMBER INDEX

Part Number	Figure	Item	Part Number	Figure	Item
ECD108-1	11-18	60	F12-NE-4753-02	3-13	100
ECD108-3	11-18	65	F12-NE-4753-02	3-14	50
ECD108-3	12-4	20	F12-NE-4753-02	3-15	50
ECD110-11	3-8	190	F12NE4753-048	12-6	110
ECD111-11	3-3	260	F12NE-4753-048	12-7	150
ECD112-1	11-9	100	F12NE-4753-048	5-1	290
ECD112-3	11-9	170	F12NE-4753-048	5-3	400
ECD4060-21	8-16	50	F12NE-4753-048	8-20	70
ECD4060-21	8-17	50	F12NE-4753-048	8-3	90
ECD4079-1	6-11	41	F12NE-4753-048	8-3A	360
ECD4089-11	9-4	140	F12NE-4753-048	8-4	270
ECD4089-15	9-4	150	F12NE-4753-048	8-5	410
EGP3C6TL6	8-12	140	F12-NE-4753-048	3-11	310
EGT-701-4C-A-T	11-8	–	F12-NE-4753-048	12-10	200
EGT-701-4C-A-T	11-19	5	F12NE-4753-054	8-6A	190
EL-037360-107	3-28	10	F12NE-4753-054	12-7	60
EL-037360-110	3-28	70	F12NE-4753-054	12-8	240
EL-037360-111	3-28	70	F12NE-4753-054	5-1	440
EL-037360-112	3-28	120	F12NE-4753-054	5-2	100
EL-037360-112	3-28	120	F12NE-4753-054	8-20	210
EL-037360-113	3-28	60	F12NE-4753-054	8-3	40
EL-037360-116	3-28	130	F12NE-4753-054	8-4	180
EL-037360-123	3-28	130	F12NE-4753-054	8-5	460
EL-037360-202	3-28	20	F12NE-4753-054	8-5A	120
EL-037360-206	3-28	80	F12NE-4753-064	8-5A	70
EL-037360-401	3-28	30	F12NE-4753-080	4-3	160
EL-037360-401	3-28	90	F6YN-625BK	11-20	20
EL-099005-401	3-27	50	F965	5-6	190
EL-099005-401	3-28	30	FB68-4	5-1	390
EL-099005-401	3-28	90	FIT-221V-1/8	11-22	10
ENS1001	3-3	270	FIT-221V-1/8	8-16	–
ENX-0001	3-28	130	FIT-221V-1/8	8-17	–
ENX-0001	3-3	–	FIT-221V-3/32	11-8	–
F12-NE-4527-02	3-14	50	FIT-221V-3/32	11-19	170
F12NE4717-048	8-2	60	FN22M-624	4-3	120
F12NE4717-070	8-1	120	FN22M-624	5-6	280
F12NE4753-02	3-28	350	G08DU	3-10	310
F12NE-4753-02	12-7	220	G08DU	3-10	310
F12-NE-4753-02	3-10	240	G08DU	3-13	30
F12-NE-4753-02	3-11	410	G08DU	8-14	70

UNCONTROLLED COPY WHEN DOWNLOADED OR PRINTED

ENSTROM F-28/280 SERIES ILLUSTRATED PARTS CATALOG

PART NUMBER INDEX

Part Number	Figure	Item	Part Number	Figure	Item
G199-105-4	3-22	240	H1-400-14	11-5	260
G199-105-4	3-23	250	H2532-13	7-5	670
G2-0032	8-5	-180I	H2532-15	7-5	-
G-243	6-13	80	H2532-16	7-5	-
G-38517-B-7-A	8-5	180	HDUH	8-10	190
G-89	3-16	-	HFVV3M	3-14	30
G-89	3-16	-	HFVV3M	3-15	30
G-89	3-16	-	HFVV3M	3-28	290
G-89	3-20	-	HFVV3M	3-28	290
G-89	3-20	-	HFVV3M	3-28	290
G-89	3-20	-	HFVV3M	3-28	290
G-89	3-20	-	HFVV-3M	3-10	260
G-89	3-20A	-	HHJ-A	11-17	40
G-89	3-20A	-	HLUH	8-9	190
G-89	3-20B	-	HMLVV-5	8-20	140
G-89	3-20B	-	HMLVV5M	12-5	180
G-89	3-20B	-	HMLVV-5M	8-5	270
G-89	3-20B	-	HMVV5	8-20	150
GA4-250	3-2	112	HMVV-5	8-3	60
GA4-250	3-20	-	HMVV5M	12-5	300
GA4-250	3-20A	-	HMVV-5M	8-3	60
GA4-250	3-20A	-	HMVV-5M	8-5	280
GA4-250	3-20B	-	HMVV-5M	8-6A	110
GA4-250	3-20B	-	HPF1260-6-58	4-3	90
GA4-250	3-20B	-	HR, DF-14R	6-6	90
GA4-250	3-20B	-	J-10386-2	3-30	-
GA4-250	7-1	540	J-2214-4	3-30	60
GA4-250	7-10	-	J-2216-18	3-30	10
GA4-250	7-10	-	J-2218-61	3-30	20
GA4-250	7-9	170	J-2309-7	3-30	50
GB-910	8-4	70	J3459-8	8-9	140
GE4313 (250W)	6-4	210	J3459-8	8-10	140
GEE62FR-C	11-19	-	J-7763-26	3-30	30
GEM 610	11-17	10	J-7766-2	3-30	40
GH2 1/2	9-2	33A	J-D4N-300M	6-14	90
GS-3	3-23	640	JE-1	5-1	320
GS-3	7-11	410	K3N	3-28	250
GX-5	8-9	210	K3N	3-28	250
GX-5	8-10	210	K3N	3-28	250
H-103	6-6	70	K3N	3-28	250

UNCONTROLLED COPY WHEN DOWNLOADED OR PRINTED

ENSTROM F-28/280 SERIES ILLUSTRATED PARTS CATALOG

PART NUMBER INDEX

Part Number	Figure	Item	Part Number	Figure	Item
K9000S-1A	3-22	300	M-111	11-19	105
K-9000S-1A	3-24	340	M-111T	11-19	150
K94RA	12-1	110A	M12883/41-14	6-14	100
KLIK-1185	7-20	540	M144E	5-6	50
KN500B1/8	11-8	160	M21919-DG3	7-1	200
KN500B1/8	11-9	125	M-5050T	11-19	40
KN500B1/8	11-5	30	M81934/1-08C012	8-3A	430
KN500B1/8	11-7	360	M81935/1-08K	5-3	520
KN500B1/8	11-1	420	M83248/1-008	12-1	120
KN500B1/8	11-2	320	M83248-2-010	3-26	30
KN500B1/8	11-3	320	M83536/10-015M	6-14	90
KN500B1/8	11-4	–	M83536/10-024M	6-14	90
KN500B1/8	11-6	340	MC1-106-140	11-16	20
KP-16B	12-9	190	MC1-A106B	11-16	30
KP4A	3-11	230	MIL-DTL-5593	11-8	–
KP4A	3-11	340	MM-113-3/8	11-19	140
KRP8A-C	12-10	130	MP-100-012-70	11-1	310
KRP8A-H	12-9	70	MP-160-012-100	11-6	–390A
KRP8A-H	12-10	130	MP-160-012-70	11-1	40
KUP-14D55-24	6-14	10	MP-160-012-70	11-2	200
KUP-14D55-472	6-14	10	MP-160-012-70	11-3	200
L-141C	11-5	330	MP-160-012-70	11-4	200
L-18X	4-2	60	MP-160-012-70	11-5	210
LDF-5-157	8-20	230	MP-160-012-70	11-6	390
LDF-6-228	8-5	570	MR-18	12-10	–
LE-026B-00MW	7-5	690	MR-18	12-11	300
LED-40-1J-HG2-SBMMD	11-9	10	MRB-2400	9-2	42
LED-40-1J-HG2-SBMMF	11-9	5	MS15001-1	4-1	260
LHSSE-5	8-3A	250	MS16555-27	4-2.1	30
LW-12878-4S260	3-23	480	MS16555-618	12-12	50
LW-13464	3-3	240	MS16562-211	8-9	210
LW-13476	3-3	190	MS16562-211	8-10	210
LW-13646	3-3	–	MS16562-213	5-5	70
LW-13807	3-3	310	MS16562-213	8-9	240
LW-13807	3-5	90	MS16562-213	8-10	240
LW-14485	3-3	230	MS16562-213	8-21	20
LW-16567	3-28	141	MS16562-215	4-3	70
LW-18959-175-34	11-19	65	MS16633-4012	7-6	300
LW-18959-175-34	11-17	–	MS16998-10L	6-11	–
LWB-22-6-58	4-3	90	MS16998-44	7-17	180

UNCONTROLLED COPY WHEN DOWNLOADED OR PRINTED

ENSTROM F-28/280 SERIES ILLUSTRATED PARTS CATALOG

PART NUMBER INDEX

Part Number	Figure	Item	Part Number	Figure	Item
MS17825-3	12-7	220	MS20073-05-A6	8-4	250
MS17825-3	3-10	240	MS20074-03-04	5-3	430
MS17825-3	3-11	410	MS20074-03-04	8-2	10
MS17825-3	3-13	100	MS20074-05-05	3-29	70
MS17825-3	3-15	50	MS20074-05-06	4-2	340
MS17825-3	12-5	250	MS20074-05-12	4-2	350
MS17825-4	12-6	110	MS20074-304	8-2	10
MS17825-4	12-7	150	MS201044N3	3-6	170
MS17825-4	3-11	310	MS20253-1	7-8	220
MS17825-4	5-1	290	MS20253-2	7-1	430
MS17825-4	5-3	400	MS20253-2	7-1	570
MS17825-4	8-20	70	MS20253-P2-7200	7-4	-
MS17825-4	8-3	90	MS20257-1	7-8	210
MS17825-4	8-3A	360	MS20257-4	7-1	560
MS17825-4	8-4	270	MS20257-P4	7-1	420
MS17825-4	8-5	410	MS20364-1032	8-12	100
MS17825-4	12-5	400	MS20364-1032	8-12	180
MS17825-4	12-10	200	MS20364-1032	8-13	70
MS17825-5	12-7	60	MS20364-1032	8-18	30
MS17825-5	12-8	240	MS20364-1032	8-5	260
MS17825-5	5-1	440	MS20364-1032	8-5A	160
MS17825-5	5-2	100	MS20364-1032	8-6	60
MS17825-5	8-20	210	MS20364-1032	8-7	70
MS17825-5	8-3	40	MS20364-428	8-12	130
MS17825-5	8-4	180	MS20364-428	8-18	180
MS17825-5	8-5	460	MS20364-428	8-8	60
MS17825-5	8-5A	120	MS20365-1032	8-18	220
MS17825-5	8-6A	190	MS20365-425	7-22	90
MS17825-6	8-5A	70	MS20365-832	7-1	80
MS17826-4	8-2	60	MS20365-832	7-1	-
MS17826-5	12-5	230	MS20365-832	7-1	-
MS17984C305	7-6	-75	MS20365-832	7-1	670
MS18063-8	7-4	660	MS20365-832	7-4	150
MS18066-14	8-1	90	MS20392-2C11	3-28	300
MS18066-8	7-6	270	MS20392-2C17	7-6	60
MS20002-C6	7-13	110	MS20392-3C25	12-5	120
MS20002-C6	12-11	80	MS20426A3-3	7-18	-
MS20006H12	7-13	120	MS20426A3-3	7-18	-
MS20006H14	7-13	100	MS20426A3-3	7-18	-
MS20073-05-A12	8-4	260	MS20426A3-3	7-18	-

UNCONTROLLED COPY WHEN DOWNLOADED OR PRINTED

ENSTROM F-28/280 SERIES ILLUSTRATED PARTS CATALOG

PART NUMBER INDEX

Part Number	Figure	Item	Part Number	Figure	Item
MS20426A3-3.5	3-20	-	MS20426AD3-4	3-16	70
MS20426A3-3.5	3-20A	-	MS20426AD3-4	3-18	-
MS20426A3-3.5	3-20B	-	MS20426AD3-4	3-18	-
MS20426A3-4	3-19	-	MS20426AD3-4	3-18	-
MS20426A3-4	3-20	-	MS20426AD3-4	3-18	-
MS20426A3-4	3-20	-	MS20426AD3-4	3-19	-
MS20426A3-4	3-20	-	MS20426AD3-4	3-19	40
MS20426A3-4	3-20A	-	MS20426AD3-4	3-20	-
MS20426A3-4	3-20A	-	MS20426AD3-4	3-20	-
MS20426A3-4	3-20B	-	MS20426AD3-4	3-20	-
MS20426A3-4	3-20B	-	MS20426AD3-4	3-20	-
MS20426A3-4	3-20B	-	MS20426AD3-4	3-20	-
MS20426A3-4	3-20B	-	MS20426AD3-4	3-20	-
MS20426A3-4	3-20B	-	MS20426AD3-4	3-20	-
MS20426A3-4	3-20B	-	MS20426AD3-4	3-20	-
MS20426A3-4	9-3	-	MS20426AD3-4	3-20	-
MS20426A3-4	9-3	-	MS20426AD3-4	3-20A	-
MS20426A3-4	9-4	-	MS20426AD3-4	3-20A	-
MS20426A3-4	9-4	-	MS20426AD3-4	3-20A	-
MS20426A3-4	7-10	400	MS20426AD3-4	3-20A	-
MS20426A3-4	7-18	-	MS20426AD3-4	3-20A	-
MS20426A3-4	7-18	-	MS20426AD3-4	3-20A	-
MS20426A3-4	7-18	-	MS20426AD3-4	3-20A	-
MS20426AD3-2	3-26	-	MS20426AD3-4	3-20A	-
MS20426AD3-3	3-17	80	MS20426AD3-4	3-20B	-
MS20426AD3-3	3-20	-	MS20426AD3-4	3-20B	-
MS20426AD3-3	3-20	-	MS20426AD3-4	3-20B	-
MS20426AD3-3	3-20	-	MS20426AD3-4	3-20B	-
MS20426AD3-3	3-20	-	MS20426AD3-4	3-20B	-
MS20426AD3-3	3-20A	-	MS20426AD3-4	3-20B	-
MS20426AD3-3	3-20A	-	MS20426AD3-4	3-20B	-
MS20426AD3-3	3-20A	-	MS20426AD3-4	3-20B	-
MS20426AD3-3	3-20B	-	MS20426AD3-4	3-20B	-
MS20426AD3-3	3-20B	-	MS20426AD3-4	3-20B	-
MS20426AD3-3	3-20B	-	MS20426AD3-4	7-10	410
MS20426AD3-3	3-26	-	MS20426AD3-5	7-10	-
MS20426AD3-3	6-12	50	MS20426AD3-5	7-10	-
MS20426AD3-3.5	3-20	-	MS20426AD3-5	7-10	280
MS20426AD3-3.5	3-20A	-	MS20427M4-7	3-21	-
MS20426AD3-3.5	3-20B	-	MS20470A3-3	3-20	-

UNCONTROLLED COPY WHEN DOWNLOADED OR PRINTED

ENSTROM F-28/280 SERIES ILLUSTRATED PARTS CATALOG

PART NUMBER INDEX

Part Number	Figure	Item	Part Number	Figure	Item
MS20470A3-3	3-20A	-	MS20470AD4-5	3-20A	-
MS20470A3-3	3-20B	-	MS20470AD4-5	3-20B	-
MS20470A3-3	7-10	-	MS20470AD4-6	7-15	220
MS20470A3-3	7-10	-	MS20470AD4-6	7-16	140
MS20470A3-4	3-19	-	MS20470AD4-7	7-15	210
MS20470A3-4	3-20	-	MS20470AD4-7	7-16	130
MS20470A3-4	3-20	-	MS20470AD5-7	3-21	-
MS20470A3-4	3-20A	-	MS20500-1032	3-29	150
MS20470AD3-3	3-20	-	MS20500-428	3-29	160
MS20470AD3-3	3-20A	-	MS20500-524	3-29	170
MS20470AD3-3	3-5A	20	MS20500-524	3-3	180
MS20470AD3-4	3-18	-	MS20615-3M10	3-26	130
MS20470AD3-4	3-20	-	MS20668-3	12-5	-
MS20470AD3-4	3-20	-	MS20812-4D	3-24	350
MS20470AD3-4	3-20A	-	MS20819-4D	11-15	-
MS20470AD3-4	3-20A	-	MS20819-4D	11-15	-
MS20470AD3-4	3-20B	-	MS20819-4D	11-15	-
MS20470AD3-4	3-20B	-	MS20819-4D	11-15	-
MS20470AD3-4	3-20B	-	MS20819-4D	11-15	-
MS20470AD3-4	3-20B	-	MS20819-4D	11-15	-
MS20470AD3-4	3-20B	-	MS20819-4D	11-15	-
MS20470AD3-4	4-2	-	MS20819-4D	11-15	-
MS20470AD3-4	6-7	140	MS20819-4D	3-24	-
MS20470AD3-4	7-10	470	MS20822-2	11-10	30
MS20470AD3-4	7-9	40	MS20822-4	3-23	200
MS20470AD4-11	12-5	-	MS20822-4D	3-4	220
MS20470AD4-11	12-5	-	MS20822-6-6	3-23	240
MS20470AD4-19	12-5	-	MS20822-6-6	3-8	100
MS20470AD4-3	7-10	300	MS20822-6D	3-26	180
MS20470AD4-3.5	7-10	510	MS20822-6D	5-6	90
MS20470AD4-4	3-20	-	MS20823	3-22	420
MS20470AD4-4	3-20	-	MS20823-4	3-23	420
MS20470AD4-4	3-20A	-	MS20823-4	3-4	190
MS20470AD4-4	3-20A	-	MS20823-4	11-10	120
MS20470AD4-4	3-20B	-	MS20823-4D	11-10	120
MS20470AD4-4	3-20B	-	MS20823-6	3-23	410
MS20470AD4-4	3-20B	-	MS-20823-6D	3-6	20
MS20470AD4-4	7-9	250	MS20913-1	3-23	280
MS20470AD4-4	7-14	250	MS20913-1D	3-22	340
MS20470AD4-5	3-20	-	MS20995C20	12-8	-280

UNCONTROLLED COPY WHEN DOWNLOADED OR PRINTED

ENSTROM F-28/280 SERIES ILLUSTRATED PARTS CATALOG

PART NUMBER INDEX

Part Number	Figure	Item	Part Number	Figure	Item
MS20995C25	11-19	165	MS21044N08	8-6	120
MS20995-C25	12-5	680	MS21044N08	8-6A	60
MS20995C32	12-1	-250	MS21044N08	7-5	380
MS20995C32	12-11	-	MS21044N08	7-8	50
MS20995C32	12-12	-	MS21044N08	7-9	320
MS20995C32	12-13	-	MS21044N08	7-10	360
MS20995C32	3-23	-	MS21044N3	11-11	90
MS20995C32	3-28	-	MS21044N3	11-7	630
MS20995C32	3-3	-	MS21044N3	11-8	300
MS20995C32	3-3	-	MS21044N3	11-9	225
MS20995C32	3-3	-	MS21044N3	12-2	80
MS20995C32	4-4	-	MS21044N3	12-4	-300
MS20995C32	5-2	-	MS21044N3	3-10	190
MS20995C32	5-6	-	MS21044N3	3-10	40
MS20995C32	7-21	100	MS21044N3	3-11	100
MS20995C32	8-15	80	MS21044N3	3-12	50
MS20995C32	8-2	80	MS21044N3	3-20	520
MS20995-C32	12-5	490	MS21044N3	3-20A	520
MS20995-C32	3-26	-	MS21044N3	3-20B	520
MS20995C41	3-3	-	MS21044N3	3-23	580
MS20995-C41	12-5	480	MS21044N3	3-6	270
MS21042-3	3-27	70	MS21044N3	3-7	140
MS21042-3	3-28	110	MS21044N3	5-3	220
MS21042-3	3-28	110	MS21044N3	6-2	-
MS21042-3	3-28	50	MS21044N3	6-2	-
MS21042-3	5-5	300	MS21044N3	7-9	110
MS21042-3	7-6	130	MS21044N3	7-9	350
MS21042-3	7-6	470	MS21044N3	7-10	610
MS21044N04	11-8	120	MS21044N3	7-15	70
MS21044N04	11-9	-	MS21044N3	7-16	60
MS21044N04	11-7	230	MS21044N3	7-17	160
MS21044N06	3-17	130	MS21044N3	7-20	160
MS21044N06	6-11	120	MS21044N3	8-15	120
MS21044N06	7-8	150	MS21044N3	9-5	80
MS21044N06	7-9	70	MS21044N3	9-5	125
MS21044N06	7-10	460	MS21044N4	12-2	110
MS21044N06	7-21	280	MS21044N4	5-4	410
MS21044N08	3-10	100	MS21044N4	6-2	-
MS21044N08	6-11	221	MS21044N4	7-6	90
MS21044N08	6-2	-	MS21044N4	7-5	890

UNCONTROLLED COPY WHEN DOWNLOADED OR PRINTED

ENSTROM F-28/280 SERIES ILLUSTRATED PARTS CATALOG

PART NUMBER INDEX

Part Number	Figure	Item	Part Number	Figure	Item
MS21044N4	7-15	190	MS21078-06	3-20A	–
MS21044N4	7-16	220	MS21078-06	3-20B	–
MS21044N4	7-17	250	MS21078-08	3-19	–
MS21044N4	7-19	100	MS21078-08	3-19	–
MS21044N4	7-20	120	MS21078-08	3-20B	–
MS21044N4	9-5	30	MS21078-08	3-20B	–
MS21044N5	4-1	140	MS21078-08K	3-19	–
MS21044N5	7-19	70	MS21078-08K	3-19	30
MS21044N5	7-20	70	MS21078-08K	3-20	–
MS21044N6	5-4	380	MS21078-08K	3-20A	–
MS21044N6	7-20	440	MS21078-3	3-20	–
MS21045L3	3-3	–	MS21078-3	3-20	–
MS21045L5	3-3	180	MS21078-3	3-20	–
MS21059L3	3-26	–	MS21078-3	3-20A	–
MS21061L08K	3-20	–	MS21078-3	3-20A	–
MS21069-06	3-18	–	MS21078-3	3-20B	–
MS21069-06	3-20	–	MS21078-3	3-20B	–
MS21069-06	3-20	–	MS21078-3	3-20B	–
MS21069-06	3-20	–	MS21078-3	3-20B	–
MS21069-06	3-20A	–	MS21078-3	3-20B	–
MS21069-06	3-20A	–	MS21080-06	3-20	–
MS21069-06	3-20A	–	MS21080-06	3-20	–
MS21069-06	3-20B	–	MS21080-06	3-20A	–
MS21069-06	3-20B	–	MS21080-06	3-20A	–
MS21069-06	3-20B	–	MS21080-06	3-20B	–
MS21069-06K	3-20	–	MS21080-06	3-20B	–
MS21069-06K	3-20	–	MS21080-08	3-19	–
MS21069-06K	3-20A	–	MS21080-08K	3-19	–
MS21069-06K	3-20A	–	MS21080-08K	7-10	290
MS21069-06K	3-20B	–	MS21080-3	3-20	–
MS21069-06K	3-20B	–	MS21080-3	3-20	–
MS21069-08	3-20	–	MS21080-3	3-20A	–
MS21069-08	3-20A	–	MS21080-3	3-20B	–
MS21069-08	3-20B	–	MS21080-3	3-20B	–
MS21071-06	3-18	–	MS21080-3	3-20B	–
MS21071-06	3-18	–	MS21083N06	11-8	40
MS21071-06	3-20	–	MS21083N06	11-9	–
MS21071-06	3-20A	–	MS21083N06	11-9	–
MS21071-06	3-20B	–	MS21083N06	11-9	–
MS21078-06	3-20	–	MS21083N06	6-11	–

UNCONTROLLED COPY WHEN DOWNLOADED OR PRINTED

ENSTROM F-28/280 SERIES ILLUSTRATED PARTS CATALOG

PART NUMBER INDEX

Part Number	Figure	Item	Part Number	Figure	Item
MS21083N06	6-14	40	MS21083N3	6-13	–
MS21083N06	6-4	–	MS21083N3	6-13	–
MS21083N06	6-4	–	MS21083N3	6-13	–
MS21083N06	6-4	–	MS21083N3	6-13	188
MS21083N06	6-4	–	MS21083N3	6-13	195
MS21083N06	6-4	–	MS21083N3	6-2	–
MS21083N06	6-4	–	MS21083N3	6-2	–
MS21083N06	6-6	190	MS21083N3	6-3	40
MS21083N06	12-13	330	MS21083N3	7-6	460
MS21083N06	11-7	160	MS21083N3	8-11	70
MS21083N06	7-1	–	MS21083N3	8-14	100
MS21083N06	7-11	440	MS21083N3	8-14	130
MS21083N06	12-5	–	MS21083N3	8-19	40
MS21083N06	12-11	50	MS21083N3	8-6A	150
MS21083N06	12-12	300	MS21083N3	8-7	–
MS21083N08	11-8	315	MS21083N3	7-1	–
MS21083N08	11-9	240	MS21083N3	7-3	70
MS21083N08	11-19	245	MS21083N3	7-9	140
MS21083N08	6-11	160	MS21083N3	7-17	110
MS21083N08	6-11	80	MS21083N3	12-5	150
MS21083N08	6-5	230	MS21083N4	3-22	180
MS21083N08	6-5	32	MS21083N4	3-22	290
MS21083N08	6-6	340	MS21083N4	3-23	190
MS21083N08	6-7	110	MS21083N4	5-1	490
MS21083N08	6-7	210	MS21083N4	5-1	70
MS21083N08	11-7	670	MS21083N4	5-5	140
MS21083N08	11-11	200	MS21083N4	7-17	360
MS21083N08	7-5	200	MS21083N4	8-11	10
MS21083N08	7-11	470	MS21083N4	8-11	150
MS21083N12	7-20	560	MS21083N4	12-13	300
MS21083N3	3-11	160	MS21083N4	7-20	260
MS21083N3	3-13	60	MS21083N4	7-21	30
MS21083N3	3-21	50	MS21083N4	12-5	420
MS21083N3	3-26	220	MS21083N4	12-10	160
MS21083N3	3-5A	130	MS21083N4	12-11	230
MS21083N3	3-5A	210	MS21083N4	12-12	270
MS21083N3	4-2	–	MS21083N5	5-4	230
MS21083N3	5-1	150	MS21083N5	7-20	–
MS21083N3	5-3	460	MS21083N6	4-2	320
MS21083N3	5-5	300	MS21083N6	5-3	330

UNCONTROLLED COPY WHEN DOWNLOADED OR PRINTED

ENSTROM F-28/280 SERIES ILLUSTRATED PARTS CATALOG

PART NUMBER INDEX

Part Number	Figure	Item	Part Number	Figure	Item
MS21083N6	7-19	40	MS21919-G38	10-2	–
MS21240-08C12	8-3A	430	MS21919WCJ10	3-23	390
MS21242S8	5-3	520	MS21919WCJ10	3-23	481
MS21242S8K	4-4	200	MS21919WCJ10	3-4	30
MS21242S8K	5-3	520	MS21919WCJ10	11-17	120
MS21250-06042	5-6	250	MS21919WCJ12	3-20	560
MS21250-06044	5-6	250	MS21919WCJ12	3-20A	560
MS21251-B3S	12-5	800	MS21919WCJ12	3-20B	560
MS21255-3LS	12-5	810	MS21919WCJ12	3-20B	560
MS21255-3RS	12-5	830	MS21919WCJ12	3-23	70
MS21256-1	12-5	820	MS21919WCJ12	3-24	220
MS21262-6	12-9	100	MS21919WCJ12	3-4	270
MS21262-6	12-10	100	MS21919WCJ12	6-2	60
MS21299C6	4-3	100	MS21919WCJ12	11-17	130
MS21913J4	11-19	145	MS21919WCJ14	3-24	310
MS21919CJ15	11-14	–	MS21919WCJ14	3-7	90
MS21919DF12	11-17	130	MS21919WCJ16	3-23	380
MS21919DF-12	11-16	100	MS21919WCJ16	11-17	140
MS21919-DF12	3-1	50	MS21919WCJ16	5-5	280
MS21919-DF12	3-2	80	MS21919WCJ18	3-7	40
MS21919-DF12	3-6	80	MS21919WCJ3	3-24	115
MS21919DF16	11-17	140	MS21919WCJ3	11-17	90
MS21919DF-3	11-16	110	MS21919WCJ4	11-11	60
MS21919-DF6	3-6	80	MS21919WCJ4	11-15	130
MS21919-DG12	6-13	20	MS21919WCJ4	11-17	100
MS21919-DG-15	11-14	–	MS21919WCJ4	3-24	170
MS21919DG3	11-17	90	MS21919WCJ4	3-4	240
MS21919-DG3	7-5	330	MS21919WCJ6	3-24	300
MS21919DG4	3-24	170	MS21919WCJ6	3-4	250
MS21919F10	11-17	120	MS21919WCJ6	11-17	110
MS21919-F10	3-4	30	MS21919WCJ8	3-4	260
MS21919-F12	3-4	270	MS21919WDF12	3-5	40
MS21919F4	11-11	60	MS21919WDF3	3-22	460
MS21919F4	11-17	100	MS21919WDG12	3-24	–
MS21919-F4	3-4	240	MS21919WDG12	3-24	220
MS21919F6	11-17	110	MS21919WDG12	3-5A	180
MS21919-F6	3-4	250	MS21919WDG12	6-13	20
MS21919F8	10-4	60	MS21919WDG-12	11-18	35
MS21919-F8	10-3	–	MS21919WDG-12	12-4	80
MS21919-F8	3-4	260	MS21919WDG14	3-24	310

UNCONTROLLED COPY WHEN DOWNLOADED OR PRINTED

ENSTROM F-28/280 SERIES ILLUSTRATED PARTS CATALOG

PART NUMBER INDEX

Part Number	Figure	Item	Part Number	Figure	Item
MS21919WDG14	3-5A	100	MS24586-C346	3-11	200
MS21919WDG-14	11-18	30	MS24665-1013	12-6	100
MS21919WDG-14	12-4	70	MS24665-1013	8-2	70
MS21919WDG15	11-15	125	MS24665-1013	8-3A	370
MS21919WDG2	6-5	215	MS24665-1013	8-4	300
MS21919WDG3	10-4	140	MS24665-1013	7-5	280
MS21919WDG3	10-4	240	MS24665-151	12-10	210
MS21919WDG3	3-24	-	MS24665-151	12-5	260
MS21919WDG3	6-7	80	MS24665-151	12-6	210
MS21919WDG-5	11-18	25	MS24665-151	12-7	250
MS21919WDG-5	12-4	60	MS24665-151	12-8	250
MS21919WDG6	11-19	250	MS24665-151	3-10	250
MS21919WDG6	3-24	300	MS24665-151	3-11	320
MS21919WF10	3-22	390	MS24665-151	3-13	110
MS21919WF12	3-20	560	MS24665-151	3-14	60
MS21919WF12	3-20A	560	MS24665-151	3-15	60
MS21919WF12	3-20B	560	MS24665-151	5-1	300
MS21919WF12	3-22	80	MS24665-151	5-2	110
MS21919WF12	3-7	90	MS24665-151	5-3	410
MS21919WF12	6-1	120	MS24665-151	5-5	170
MS21919WF12	6-1	60	MS24665-151	8-20	80
MS21919WF14	3-22	90	MS24665-151	8-21	70
MS21919WF14	3-7	90	MS24665-151	8-3	100
MS21919WF16	3-22	380	MS24665-151	8-4	190
MS21919WF16	5-5	280	MS24665-151	8-5	420
MS21919WF18	3-7	40	MS24665-151	8-5A	130
MS21919WF4	11-15	130	MS24665-151	8-6A	200
MS21919WF4	3-20	620	MS24665-152	8-3	50
MS21919WF4	3-20A	620	MS24665-152	8-5	470
MS21919WF4	3-20B	620	MS24665-153	12-5	240
MS21919WF-4	3-24	170	MS24665-153	3-24	530
MS21919WF6	3-22	70	MS24665-153	3-28	305
MS21919WG38	10-4	250	MS24665-155	12-5	-
MS21919WG38	10-4	420	MS24665-155	12-8	90
MS21919WG38	10-4	70	MS24665-157	12-5	870
MS24566-1B	12-5	890	MS24665-300	12-5	840
MS24566-2B	12-5	860	MS24665-300	3-28	320
MS24566-3B	12-5	880	MS24665-300	3-30	60
MS24586C234	3-11	480	MS24665-300	3-30	60A
MS24586C311	3-11	470	MS24665-300	8-1	130

UNCONTROLLED COPY WHEN DOWNLOADED OR PRINTED

ENSTROM F-28/280 SERIES ILLUSTRATED PARTS CATALOG

PART NUMBER INDEX

Part Number	Figure	Item	Part Number	Figure	Item
MS24665-300	8-5A	80	MS24694-S58	6-13	192
MS24665-302	4-3	170	MS24694-S7	7-4	140
MS24665-302	8-1	140	MS25036-145	11-22	150
MS24665-302	8-3A	410	MS25171-1S	6-13	–
MS24665-304	12-5	80	MS25171-1S	6-13	240
MS24665-304	5-3	100	MS25171-2S	6-13	–
MS24665-360	4-2	200	MS25171-2S	6-13	–
MS24665-377	12-5	340	MS25171-2S	6-13	–
MS24665-90	3-28	375	MS25171-3S	6-13	230
MS24674-45	3-8	180	MS25171-4S	6-13	–
MS24677-52	4-2	350	MS25244-5	11-6	410
MS24693-BB26	11-22	60	MS25331-8	11-5	310
MS24693-BB26	11-9	105	MS26574-2 1/2	11-5	230
MS24693-BB26	11-9	175	MS26574-20	11-5	240
MS24693-BB26	11-6	430	MS26574-5	6-3	–
MS24693-BB28	11-22	110	MS26574-7 1/2	11-5	220
MS24693-BB50	11-8	370	MS27039-0806	8-6	100
MS24693-BB50	11-7	810	MS27039-0806	8-6A	40
MS24693-C274	7-1	820	MS27039-0806	7-1	440
MS24693-S25	7-10	440	MS27039-0806	7-8	110
MS24693-S25	7-11	420	MS27039-0807	6-5	100
MS24693S26	9-3	80	MS27039-0807	7-1	410
MS24693S26	9-4	190	MS27039-0807	7-5	600
MS24693-S287	4-2	–	MS27039-0807	7-11	450
MS24693-S48	7-6	240	MS27039-0808	6-5	110
MS24693-S49	7-2	100	MS27039-0808	11-11	180
MS24693-S50	8-16	100	MS27039-0808	7-5	310
MS24693-S50	8-17	100	MS27039-0808	7-5	820
MS24693-S51	11-20	120	MS27039-0808	7-15	120
MS24693-S51	7-1	680	MS27039-0808	7-16	260
MS24693-S51	7-10	230	MS27039-0810	7-5	450
MS24693-S51	8-17	110	MS27039-1-09	7-6	110
MS24694-50	11-8	–	MS27039-808	11-16	60
MS24694-52	3-12	60	MS27404-4D	11-8	–
MS24694-80	3-12	80	MS27718-21-1	8-16	30
MS24694-S1	8-13	30	MS27718-22-1	8-16	40
MS24694-S13	7-4	280	MS27718-21-1	8-17	30
MS24694-S15	7-1	60	MS27718-22-1	8-17	40
MS24694-S52	7-6	140	MS27769D3	3-26	170
MS24694-S52	9-5	115	MS28775-015	3-5	–

UNCONTROLLED COPY WHEN DOWNLOADED OR PRINTED

ENSTROM F-28/280 SERIES ILLUSTRATED PARTS CATALOG

PART NUMBER INDEX

Part Number	Figure	Item	Part Number	Figure	Item
MS28775-018	12-1	40	MS35206-228	6-11	100
MS28775-026	3-9	60	MS35206-228	6-4	300
MS28775-029	4-2	140	MS35206-228	11-20	40
MS28775-111	12-6	40	MS35206-228	7-9	50
MS28775-111	12-5	740	MS35206-229	11-20	50
MS28775-113	12-1	80	MS35206-230	3-26	110
MS28775-116	6-11	290	MS35206-230	6-11	-
MS28775-214	3-9	70	MS35206-230	7-1	-
MS28775-218	3-9	40	MS35206-244	11-7	860
MS28775-218	7-21	160	MS35206-244	11-8	395
MS28778-12	3-23	130	MS35206-244	11-9	305
MS28778-2	12-1	60	MS35206-244	3-17	140
MS28778-2	3-26	80	MS35206-244	3-19	-
MS28778-3	12-1	20	MS35206-244	3-20	430
MS28778-3	5-6	-	MS35206-244	3-20A	430
MS28778-4	5-6	-	MS35206-244	3-20B	430
MS28778-6	3-22	-	MS35206-244	3-6	230
MS28778-6	3-22	-	MS35206-244	3-7	250
MS28778-6	3-23	360	MS35206-244	3-7	280
MS28778-8	3-7	101	MS35206-244	3-9	90
MS28778-8	3-7	11	MS35206-244	6-11	61
MS28778-8	3-7	321	MS35206-244	6-2	-
MS28884A-6	3-4	140	MS35206-244	6-2	-
MS28889-2	7-21	90	MS35206-244	7-10	340
MS29512-06	3-22	-	MS35206-244	8-16	240
MS29512-06	3-22	-	MS35206-244	8-17	270
MS29512-06	3-22	-	MS35206-245	10-4	430
MS29513-010	3-26	60	MS35206-245	11-15	105
MS29513-113	3-26	40	MS35206-245	11-19	235
MS30526-230	3-24	130	MS35206-245	11-19	80
MS33737-16C	11-8	70	MS35206-245	12-4	90
MS33737-16C	11-7	110	MS35206-245	3-19	140
MS35190-253	11-8	305	MS35206-245	3-20	570
MS35190-253	11-9	230	MS35206-245	3-20A	570
MS35190-253	11-7	650	MS35206-245	3-20B	570
MS35206-219	8-9	60	MS35206-245	3-23	482
MS35206-219	8-10	60	MS35206-245	3-24	-
MS35206-225	8-16	-	MS35206-245	3-24	-
MS35206-225	8-17	-	MS35206-245	3-24	-
MS35206-227	7-1	-	MS35206-245	3-24	130

UNCONTROLLED COPY WHEN DOWNLOADED OR PRINTED

ENSTROM F-28/280 SERIES ILLUSTRATED PARTS CATALOG

PART NUMBER INDEX

Part Number	Figure	Item	Part Number	Figure	Item
MS35206-245	11-17	150	MS35207-AR	12-13	250
MS35206-245	7-9	300	MS35214-109	11-6	130
MS35206-245	7-9	400	MS35214-15	11-7	210
MS35206-245	7-10	640	MS35214-15	11-8	–
MS35206-246	11-15	115	MS35214-15	11-8	110
MS35206-246	3-22	400	MS35214-15	11-9	–
MS35206-246	3-23	80	MS35214-15	11-9	–
MS35206-246	3-24	240	MS35214-15	8-16	60
MS35206-246	3-5	50	MS35214-15	8-17	60
MS35206-246	3-6	90	MS35214-25	11-6	220
MS35206-246	3-7	50	MS35214-25	11-7	90
MS35206-246	6-1	130	MS35214-25	11-8	55
MS35206-246	6-1	70	MS35214-26	11-6	380
MS35206-246	6-2	–	MS35214-26	11-7	140
MS35206-246	6-2	–	MS35214-26	11-8	30
MS35206-246	6-2	–	MS35214-26	11-9	–
MS35206-246	11-16	120	MS35214-26	11-9	–
MS35206-246	7-10	580	MS35214-26	11-9	53
MS35206-247	11-8	410	MS35214-27	11-8	129
MS35206-247	11-9	320	MS35214-27	11-9	–
MS35206-247	11-15	140	MS35214-28	11-7	480
MS35206-247	6-2	–	MS35214-28	11-8	225
MS35206-247	11-7	770	MS35214-29	11-6	50
MS35206-249	11-15	135	MS35214-30	11-5	–
MS35206-249	11-14	110	MS35214-30	11-6	140
MS35206-249	12-9	210	MS35214-30	11-7	200
MS35206-250	11-8	430	MS35214-30	11-8	95
MS35206-250	11-9	340	MS35214-30	11-9	–
MS35206-250	11-7	900	MS35214-31	11-6	60
MS35206-251	11-15	100	MS35214-31	11-7	100
MS35206-251	11-14	–	MS35214-31	11-8	65
MS35207-10-16	12-10	280	MS35214-31	11-9	–
MS35207-262	3-5A	110	MS35214-31	11-9	–
MS35207-262	3-5A	190	MS35214-31	11-9	–
MS35207-262	6-2	–	MS35214-31	11-9	–
MS35207-262	6-2	–	MS35214-44	11-22	40
MS35207-262	12-13	250	MS35214-44	11-8	515
MS35207-263	6-2	–	MS35333-37	6-6	270
MS35207-263	6-2	–	MS35333-39	3-20	410
MS35207-277	7-4	480	MS35333-39	3-20A	410

UNCONTROLLED COPY WHEN DOWNLOADED OR PRINTED

ENSTROM F-28/280 SERIES ILLUSTRATED PARTS CATALOG

PART NUMBER INDEX

Part Number	Figure	Item	Part Number	Figure	Item
MS35333-39	3-20B	410	MS35338-42	6-2	–
MS35333-40	7-10	210	MS35338-42	6-2	–
MS35333-47	3-15	90	MS35338-42	6-2	–
MS35333-47	3-24	450	MS35338-42	11-7	780
MS35338-40	8-9	80	MS35338-42	11-7	910
MS35338-40	8-10	80	MS35338-42	11-14	130
MS35338-41	11-19	55	MS35338-42	11-16	70
MS35338-41	3-16	100	MS35338-42	11-17	170
MS35338-41	3-20	360	MS35338-42	7-1	660
MS35338-41	3-20A	360	MS35338-42	7-2	120
MS35338-41	3-20B	360	MS35338-43	3-1	80
MS35338-41	11-5	–	MS35338-43	3-25	60
MS35338-41	11-6	90	MS35338-43	6-2	–
MS35338-41	11-20	70	MS35338-43	6-2	–
MS35338-41	7-1	–	MS35338-43	9-5	50
MS35338-42	10-4	450	MS35338-43	8-9	–
MS35338-42	11-8	415	MS35338-43	8-10	–
MS35338-42	11-9	325	MS35338-44	5-6	230
MS35338-42	11-15	85	MS35338-44	6-2	–
MS35338-42	11-19	90	MS35338-44	6-2	–
MS35338-42	3-20	590	MS35338-44	6-2	–
MS35338-42	3-20A	590	MS35338-98	11-22	70
MS35338-42	3-20B	590	MS35338-99	11-22	50
MS35338-42	3-22	120	MS35338-99	11-8	510
MS35338-42	3-23	100	MS353630-42	3-7	70
MS35338-42	3-24	–	MS35489-1	11-22	130
MS35338-42	3-24	–	MS35489-1	6-4	–
MS35338-42	3-24	–	MS35489-10	3-24	–
MS35338-42	3-24	150	MS35489-11	3-15	140
MS35338-42	3-4	280	MS35489-11	11-17	60
MS35338-42	3-4	300	MS35489-11	11-19	220
MS35338-42	3-5	70	MS35489-14	11-19	180
MS35338-42	3-6	110	MS35489-14	3-24	–
MS35338-42	3-9	110	MS35489-4	6-11	–
MS35338-42	5-1	350	MS35489-5	6-4	290
MS35338-42	6-1	–	MS35489-6	6-10	70
MS35338-42	6-1	–	MS35489-6	6-7	220
MS35338-42	6-1	–	MS35489-6	6-7	70
MS35338-42	6-1	–	MS35489-6	11-16	90
MS35338-42	6-13	–	MS35489-6	11-17	80

UNCONTROLLED COPY WHEN DOWNLOADED OR PRINTED

ENSTROM F-28/280 SERIES ILLUSTRATED PARTS CATALOG

PART NUMBER INDEX

Part Number	Figure	Item	Part Number	Figure	Item
MS35649-202	6-2	-	MS35649-282	6-2	-
MS35649-2312	3-3	290	MS35649-282	8-3A	290
MS35649-242	8-9	90	MS35649-282	11-7	790
MS35649-242	8-10	90	MS35649-282	11-14	140
MS35649-262	11-19	60	MS35649-282	11-16	80
MS35649-262	3-20	370	MS35649-282	11-17	180
MS35649-262	3-20A	370	MS35649-282	7-1	700
MS35649-262	3-20B	370	MS35649-282	7-2	130
MS35649-262	3-26	120	MS35650-302	9-5	55
MS35649-262	11-5	-	MS35650-302	8-9	-
MS35649-262	11-6	80	MS35650-302	8-10	-
MS35649-265B	11-22	80	MS35769-06	5-6	120
MS35649-282	10-4	460	MS35769-11	5-6	125
MS35649-282	11-8	420	MS35769-6	5-6	140
MS35649-282	11-9	330	MS35769-6	6-11	20
MS35649-282	11-15	90	MS35769-9	12-1	100
MS35649-282	11-19	95	MS35769-9	5-6	120
MS35649-282	12-4	120	MS35842-13	3-3	260
MS35649-282	3-20	600	MS51500-B6-8	3-8	140
MS35649-282	3-20A	600	MS51525-B6-8	3-22	210
MS35649-282	3-20B	600	MS51525B6-8Z	3-23	120
MS35649-282	3-22	130	MS51529B6S	3-22	360
MS35649-282	3-23	110	MS51529B6S	3-23	350
MS35649-282	3-24	-	MS51861-24	3-17	30
MS35649-282	3-24	-	MS51861-24	3-17	60
MS35649-282	3-24	-	MS51861-24	7-5	860
MS35649-282	3-24	140	MS51861-25	7-1	-
MS35649-282	3-4	310	MS51861-25	7-5	640
MS35649-282	3-5	80	MS51861-35	3-27	-
MS35649-282	3-6	120	MS51861-35	3-28	-
MS35649-282	3-7	80	MS51861-35	6-1	110
MS35649-282	3-9	120	MS51861-35	6-1	50
MS35649-282	5-1	370	MS51861-35	7-9	210
MS35649-282	6-1	-	MS51861-36	3-20	291
MS35649-282	6-1	-	MS51862-13	7-1	130
MS35649-282	6-1	-	MS51862-13	7-4	400
MS35649-282	6-1	-	MS51862-13	7-5	590
MS35649-282	6-13	-	MS51862-14	7-4	600
MS35649-282	6-2	-	MS75028-22	11-17	30
MS35649-282	6-2	-	MS9021-152	5-4	50

UNCONTROLLED COPY WHEN DOWNLOADED OR PRINTED

ENSTROM F-28/280 SERIES ILLUSTRATED PARTS CATALOG

PART NUMBER INDEX

Part Number	Figure	Item	Part Number	Figure	Item
MS9352-03	3-22	460	NAS1023D08K	3-18	–
MTK8	5-3	520	NAS1023D08K	3-18	–
MW-3TM-29	3-14	30	NAS1023D08K	3-20A	–
N-09	4-3	10	NAS1023D08K	3-20B	–
N5000-112-PP	12-9	80	NAS1068A08	3-20	–
N5000-137-S-PP	5-3	30	NAS1068A08	3-20A	–
N5000-175-PP	12-1	170	NAS1068A08	3-20B	–
N5000-187-ZD	12-3	30	NAS1097AD3-3	3-18	–
N5000-206-PP	12-1	210	NAS1097AD3-3	3-20	–
N5000-268-PP	12-7	100	NAS1097AD3-3	3-20	–
N5000-62-PP	11-18	110	NAS1097AD3-3	3-20A	–
N5000-62-PP	12-4	190	NAS1097AD3-3	3-20A	–
N5000-62-PP	8-9	150	NAS1097AD3-3	3-20B	–
N5000-62-PP	8-10	150	NAS1097AD3-3	3-20B	–
N5000-87	8-9	290	NAS1097AD3-3	6-12	50
N5000-87	8-10	290	NAS1097AD3-4	3-20	–
N5000-87-PP	8-9	290	NAS1097AD3-4	3-20	–
N5000-87-PP	8-10	290	NAS1097AD3-4	3-20	–
N5002-100	12-13	100	NAS1097AD3-4	3-20	–
N5002-100	12-12	80	NAS1097AD3-4	3-20	–
N5002-125-PP	8-1	40	NAS1097AD3-4	3-20	–
N5002-268-PP	12-8	80	NAS1097AD3-4	3-20	–
N5002-354-S-PP	5-4	310	NAS1097AD3-4	3-20A	–
N5108-56-PP	8-9	370	NAS1097AD3-4	3-20A	–
N5108-56-PP	8-10	370	NAS1097AD3-4	3-20A	–
NAJ-02BC	3-20A	–	NAS1097AD3-4	3-20A	–
NAJ1-02	3-26	–	NAS1097AD3-4	3-20A	–
NAJ1-02BC	3-20A	–	NAS1097AD3-4	3-20A	–
NAJ1-02BC	3-20A	–	NAS1097AD3-4	3-20B	–
NAJ17-02BC	3-20A	–	NAS1097AD3-4	3-20B	–
NAJ17-02BC	3-20B	–	NAS1097AD3-4	3-20B	–
NAJ17-82BC	3-19	–	NAS1097AD3-4	3-20B	–
NAJ17-82BC	3-20	–	NAS1097AD3-4	3-20B	–
NAJ17-82BC	3-20A	–	NAS1097AD3-4	3-20B	–
NAJ1-82BC	3-18	–	NAS1101-08-6	8-7	–
NAJ1-82BC	3-18	–	NAS1101-08-6	8-10	380
NAJ1-82BC	3-19	30	NAS1101-08-8	8-9	130
NAJ1-82BC	3-20A	–	NAS1101-08-8	8-9	380
NAJ1-82BC	3-20B	–	NAS1101-08-8	8-10	130
NAJ5-048	5-3	–	NAS1101-3-10	8-3A	260

UNCONTROLLED COPY WHEN DOWNLOADED OR PRINTED

ENSTROM F-28/280 SERIES ILLUSTRATED PARTS CATALOG

PART NUMBER INDEX

Part Number	Figure	Item	Part Number	Figure	Item
NAS1101-3-10	8-9	20	NAS1149F0316P	8-14	90
NAS1101-3-10	8-10	20	NAS1149F0332P	11-7	620
NAS1101-3-10	7-15	140	NAS1149F0332P	11-9	215
NAS1101-3-10	7-16	240	NAS1149F0332P	12-1	230
NAS1101-3-8	8-9	-	NAS1149F0332P	12-13	-
NAS1101-3-8	8-10	-	NAS1149F0332P	12-5	140
NAS1149C0332R	12-3	80	NAS1149F0332P	12-7	200
NAS1149C0332R	11-11	80	NAS1149F0332P	12-8	270
NAS1149C0332R	7-1	-	NAS1149F0332P	3-1	60
NAS1149C0363R	3-29	110	NAS1149F0332P	3-10	150
NAS1149C0432R	12-6	80	NAS1149F0332P	3-10	180
NAS1149C0463R	12-6	60	NAS1149F0332P	3-12	40
NAS1149C0463R	12-6	70	NAS1149F0332P	3-13	50
NAS1149C0463R	5-3	160	NAS1149F0332P	3-14	20
NAS1149C0463R	12-5	750	NAS1149F0332P	3-15	20
NAS1149C0563R	3-29	140	NAS1149F0332P	3-20	575
NAS1149C0563R	7-1	140	NAS1149F0332P	3-20A	575
NAS1149C0632R	3-8	170	NAS1149F0332P	3-20B	575
NAS1149C1290R	4-2	260	NAS1149F0332P	3-20B	575
NAS1149C1290R	5-3	470	NAS1149F0332P	3-24	540
NAS1149C1290R	7-20	570	NAS1149F0332P	3-25	70
NAS1149D0316H	3-26	210	NAS1149F0332P	3-5A	120
NAS1149D0316H	7-6	120	NAS1149F0332P	3-5A	200
NAS1149D0316H	7-16	50	NAS1149F0332P	3-6	260
NAS1149D0316J	9-5	45	NAS1149F0332P	3-7	160
NAS1149D0316J	9-5	65	NAS1149F0332P	3-7	260
NAS1149D0316J	7-17	100	NAS1149F0332P	3-9	150
NAS1149D0363J	7-9	340	NAS1149F0332P	5-1	130
NAS1149D0463J	11-20	140	NAS1149F0332P	5-2	60
NAS1149D0463J	7-17	210	NAS1149F0332P	5-3	200
NAS1149D0563H	4-1	30	NAS1149F0332P	5-3	440
NAS1149D0563H	8-4	220	NAS1149F0332P	5-5	260
NAS1149D0663H	4-2	310	NAS1149F0332P	6-13	-
NAS1149DN832H	4-1	160	NAS1149F0332P	6-13	-
NAS1149DN832H	4-2	230	NAS1149F0332P	6-13	187
NAS1149DN832H	4-2	40	NAS1149F0332P	6-13	194
NAS1149DN832H	6-11	220	NAS1149F0332P	6-13	40
NAS1149F0316P	6-2	-	NAS1149F0332P	6-13	60
NAS1149F0316P	8-11	60	NAS1149F0332P	6-2	-
NAS1149F0316P	12-13	240	NAS1149F0332P	6-2	-

UNCONTROLLED COPY WHEN DOWNLOADED OR PRINTED

ENSTROM F-28/280 SERIES ILLUSTRATED PARTS CATALOG

PART NUMBER INDEX

Part Number	Figure	Item	Part Number	Figure	Item
NAS1149F0332P	6-2	–	NAS1149F0363P	5-1	450
NAS1149F0332P	6-2	–	NAS1149F0363P	5-3	210
NAS1149F0332P	6-3	30	NAS1149F0363P	5-5	260
NAS1149F0332P	7-3	60	NAS1149F0363P	6-13	–
NAS1149F0332P	7-5	430	NAS1149F0363P	6-13	193
NAS1149F0332P	7-5	880	NAS1149F0363P	8-2	20
NAS1149F0332P	7-9	100	NAS1149F0363P	8-9	30
NAS1149F0332P	7-10	600	NAS1149F0363P	8-10	30
NAS1149F0332P	7-15	60	NAS1149F0363P	8-15	110
NAS1149F0332P	7-16	160	NAS1149F0363P	9-5	120
NAS1149F0332P	7-17	150	NAS1149F0363P	11-7	640
NAS1149F0332P	8-11	55	NAS1149F0363P	7-3	100
NAS1149F0332P	8-12	90	NAS1149F0363P	7-4	160
NAS1149F0332P	8-12	170	NAS1149F0363P	7-5	580
NAS1149F0332P	8-13	60	NAS1149F0363P	7-9	130
NAS1149F0332P	8-14	120	NAS1149F0363P	7-10	660
NAS1149F0332P	8-18	20	NAS1149F0363P	7-15	110
NAS1149F0332P	8-19	30	NAS1149F0363P	7-20	150
NAS1149F0332P	8-3A	270	NAS1149F0363P	12-5	700
NAS1149F0332P	8-5	250	NAS1149F0363P	12-10	290
NAS1149F0332P	8-5A	150	NAS1149F0363P	12-11	320
NAS1149F0332P	8-6	50	NAS1149F0363P	12-12	220
NAS1149F0332P	8-6A	140	NAS1149F0432P	12-13	260
NAS1149F0332P	8-7	60	NAS1149F0432P	12-5	360
NAS1149F0332P	9-5	15	NAS1149F0432P	3-11	360
NAS1149F0363P	11-8	320	NAS1149F0432P	3-20	390
NAS1149F0363P	11-9	245	NAS1149F0432P	3-20	460
NAS1149F0363P	12-4	270	NAS1149F0432P	3-20	540
NAS1149F0363P	12-4	–290	NAS1149F0432P	3-20A	390
NAS1149F0363P	3-11	140	NAS1149F0432P	3-20A	460
NAS1149F0363P	3-11	400	NAS1149F0432P	3-20A	540
NAS1149F0363P	3-11	90	NAS1149F0432P	3-20B	390
NAS1149F0363P	3-12	30	NAS1149F0432P	3-20B	460
NAS1149F0363P	3-20	510	NAS1149F0432P	3-20B	540
NAS1149F0363P	3-20A	510	NAS1149F0432P	3-22	170
NAS1149F0363P	3-20B	510	NAS1149F0432P	3-22	170
NAS1149F0363P	3-23	570	NAS1149F0432P	3-29	120
NAS1149F0363P	3-28	340	NAS1149F0432P	5-1	20
NAS1149F0363P	3-6	160	NAS1149F0432P	5-5	110
NAS1149F0363P	3-7	130	NAS1149F0432P	5-7	75

UNCONTROLLED COPY WHEN DOWNLOADED OR PRINTED

ENSTROM F-28/280 SERIES ILLUSTRATED PARTS CATALOG

PART NUMBER INDEX

Part Number	Figure	Item	Part Number	Figure	Item
NAS1149F0432P	6-13	–	NAS1149F0463P	12-10	220
NAS1149F0432P	6-2	–	NAS1149F0532P	12-7	50
NAS1149F0432P	6-2	–	NAS1149F0532P	12-8	220
NAS1149F0432P	6-2	–	NAS1149F0532P	3-11	–
NAS1149F0432P	6-2	–	NAS1149F0532P	3-29	130
NAS1149F0432P	7-13	40	NAS1149F0532P	4-2	360
NAS1149F0432P	7-15	180	NAS1149F0532P	5-1	410
NAS1149F0432P	7-16	210	NAS1149F0532P	6-13	–
NAS1149F0432P	7-17	240	NAS1149F0532P	8-15	70
NAS1149F0432P	7-19	90	NAS1149F0532P	8-20	200
NAS1149F0432P	7-20	110	NAS1149F0532P	8-4	210
NAS1149F0432P	7-22	80	NAS1149F0532P	8-5	450
NAS1149F0432P	8-11	140	NAS1149F0532P	8-5A	100
NAS1149F0432P	8-12	120	NAS1149F0532P	7-20	80
NAS1149F0432P	8-18	170	NAS1149F0532P	7-20	–
NAS1149F0432P	8-2	50	NAS1149F0532P	7-21	20
NAS1149F0432P	8-4	240	NAS1149F0532P	12-5	220
NAS1149F0432P	8-8	40	NAS1149F0563P	12-7	–55
NAS1149F0463P	12-6	200	NAS1149F0563P	12-8	–230
NAS1149F0463P	3-11	350	NAS1149F0563P	4-1	60
NAS1149F0463P	3-22	280	NAS1149F0563P	4-2	360
NAS1149F0463P	3-23	300	NAS1149F0563P	5-1	420
NAS1149F0463P	4-4	160	NAS1149F0563P	5-2	90
NAS1149F0463P	4-4	310	NAS1149F0563P	5-4	220
NAS1149F0463P	5-1	280	NAS1149F0563P	8-14	–
NAS1149F0463P	5-3	390	NAS1149F0563P	8-20	190
NAS1149F0463P	5-4	400	NAS1149F0563P	8-3	30
NAS1149F0463P	5-5	330	NAS1149F0563P	8-4	170
NAS1149F0463P	5-6	240	NAS1149F0563P	8-5	440
NAS1149F0463P	8-20	60	NAS1149F0563P	8-6A	170
NAS1149F0463P	8-3	80	NAS1149F0563P	7-13	70
NAS1149F0463P	8-4	290	NAS1149F0563P	7-19	60
NAS1149F0463P	8-5	380	NAS1149F0563P	7-20	310
NAS1149F0463P	8-8	150	NAS1149F0563P	12-5	210
NAS1149F0463P	7-5	900	NAS1149F0632P	3-10	110
NAS1149F0463P	7-13	20	NAS1149F0632P	5-4	370
NAS1149F0463P	7-17	170	NAS1149F0632P	8-1	110
NAS1149F0463P	7-20	250	NAS1149F0632P	7-20	450
NAS1149F0463P	12-5	760	NAS1149F0663P	5-6	270
NAS1149F0463P	12-9	130	NAS1149F0663P	7-19	30

UNCONTROLLED COPY WHEN DOWNLOADED OR PRINTED

ENSTROM F-28/280 SERIES ILLUSTRATED PARTS CATALOG

PART NUMBER INDEX

Part Number	Figure	Item	Part Number	Figure	Item
NAS1149F0732P	3-10	120	NAS1149FN616P	3-16	90
NAS1149F0732P	3-14	110	NAS1149FN616P	3-17	100
NAS1149F0732P	3-15	130	NAS1149FN616P	3-17	120
NAS1149F0732P	3-24	200	NAS1149FN616P	3-17	40
NAS1149F0732P	3-30	80	NAS1149FN616P	3-17	70
NAS1149F0732P	8-1	100	NAS1149FN616P	6-11	–
NAS1149F0763P	3-30	70	NAS1149FN616P	6-11	–
NAS1149F0763P	11-11	120	NAS1149FN616P	6-4	–
NAS1149F0763P	11-15	20	NAS1149FN616P	6-4	–
NAS1149F0763P	12-13	340	NAS1149FN616P	6-4	–
NAS1149F0763P	12-5	560	NAS1149FN616P	6-4	–
NAS1149F0763P	12-9	20	NAS1149FN616P	6-4	–
NAS1149F0763P	12-11	20	NAS1149FN616P	6-4	–
NAS1149F0763P	12-12	310	NAS1149FN616P	6-6	220
NAS1149F0863P	3-24	200	NAS1149FN616P	11-5	–
NAS1149F0863P	5-4	160	NAS1149FN616P	11-6	100
NAS1149F0963P	3-2	220	NAS1149FN616P	11-7	150
NAS1149F1232P	3-10	110	NAS1149FN616P	7-1	–
NAS1149F1232P	3-15	120	NAS1149FN616P	7-8	140
NAS1149F1232P	3-24	440	NAS1149FN616P	7-9	60
NAS1149FN316P	3-20	–	NAS1149FN616P	7-10	450
NAS1149FN316P	3-20	–	NAS1149FN632P	3-20	350
NAS1149FN316P	3-20	–	NAS1149FN632P	3-20A	350
NAS1149FN316P	3-20A	–	NAS1149FN632P	3-20B	350
NAS1149FN316P	3-20A	–	NAS1149FN632P	6-11	110
NAS1149FN316P	3-20A	–	NAS1149FN632P	6-6	180
NAS1149FN316P	3-20B	–	NAS1149FN632P	7-21	270
NAS1149FN316P	3-26	140	NAS1149FN816F	3-9	100
NAS1149FN316P	6-7	150	NAS1149FN816P	10-4	440
NAS1149FN416P	11-7	220	NAS1149FN816P	3-10	90
NAS1149FN416P	11-8	115	NAS1149FN816P	3-17	150
NAS1149FN416P	11-9	–	NAS1149FN816P	3-17	190
NAS1149FN416P	8-9	70	NAS1149FN816P	3-2	180
NAS1149FN416P	8-10	70	NAS1149FN816P	3-20	440
NAS1149FN416P	7-2	160	NAS1149FN816P	3-20	580
NAS1149FN616P	11-8	35	NAS1149FN816P	3-20A	440
NAS1149FN616P	11-9	–	NAS1149FN816P	3-20A	580
NAS1149FN616P	11-9	–	NAS1149FN816P	3-20B	440
NAS1149FN616P	11-9	–	NAS1149FN816P	3-20B	580
NAS1149FN616P	11-19	50	NAS1149FN816P	3-22	110

UNCONTROLLED COPY WHEN DOWNLOADED OR PRINTED

ENSTROM F-28/280 SERIES ILLUSTRATED PARTS CATALOG

PART NUMBER INDEX

Part Number	Figure	Item	Part Number	Figure	Item
NAS1149FN816P	3-23	90	NAS1149FN816P	7-1	650
NAS1149FN816P	3-23	483	NAS1149FN816P	7-1	-
NAS1149FN816P	3-24	-	NAS1149FN816P	7-2	110
NAS1149FN816P	3-24	-	NAS1149FN816P	7-4	190
NAS1149FN816P	3-24	-	NAS1149FN816P	7-5	190
NAS1149FN816P	3-24	160	NAS1149FN816P	7-5	340
NAS1149FN816P	3-4	290	NAS1149FN816P	7-8	40
NAS1149FN816P	3-5	60	NAS1149FN816P	7-9	310
NAS1149FN816P	3-6	100	NAS1149FN816P	7-10	350
NAS1149FN816P	3-7	60	NAS1149FN816P	7-11	460
NAS1149FN816P	4-1	310	NAS1149FN816P	7-15	330
NAS1149FN816P	5-1	360	NAS1149FN816P	7-16	80
NAS1149FN816P	6-1	-	NAS1149FN816P	7-17	130
NAS1149FN816P	6-1	-	NAS1149FN832P	11-8	310
NAS1149FN816P	6-1	-	NAS1149FN832P	11-9	235
NAS1149FN816P	6-2	-	NAS1149FN832P	12-4	100
NAS1149FN816P	6-2	-	NAS1149FN832P	12-4	320
NAS1149FN816P	6-2	-	NAS1149FN832P	3-24	145
NAS1149FN816P	6-2	-	NAS1149FN832P	3-7	260
NAS1149FN816P	6-2	-	NAS1149FN832P	3-7	290
NAS1149FN816P	6-4	-	NAS1149FN832P	6-1	-
NAS1149FN816P	6-5	-	NAS1149FN832P	6-11	70
NAS1149FN816P	6-5	-	NAS1149FN832P	6-13	-
NAS1149FN816P	6-5	225	NAS1149FN832P	6-7	120
NAS1149FN816P	6-5	31	NAS1149FN832P	6-7	200
NAS1149FN816P	6-6	330	NAS1149FN832P	11-7	660
NAS1149FN816P	6-7	100	NAS1149FN832P	11-11	190
NAS1149FN816P	8-6	110	NAS1149FN832P	7-1	160
NAS1149FN816P	8-6A	50	NAS1149FN832P	7-8	120
NAS1149FN816P	8-9	120	NAS1149FN832P	12-9	220
NAS1149FN816P	8-10	120	NAS1351-3H10P	12-1	150
NAS1149FN816P	11-14	120	NAS13523H8P	3-3	350
NAS1149FN816P	11-15	80	NAS1352-3H8P	3-3	210
NAS1149FN816P	11-16	130	NAS-1368-N8A	7-14	260
NAS1149FN816P	11-17	160	NAS-1368-N8A	7-15	230
NAS1149FN816P	11-19	240	NAS-1368-N8A	7-16	300
NAS1149FN816P	11-19	85	NAS-1368-N8A	7-17	220
NAS1149FN816P	7-1	70	NAS-146-DH-22	7-13	120
NAS1149FN816P	7-1	-	NAS146DH24	7-13	100
NAS1149FN816P	7-1	-	NAS1523-4E	5-6	300

UNCONTROLLED COPY WHEN DOWNLOADED OR PRINTED

ENSTROM F-28/280 SERIES ILLUSTRATED PARTS CATALOG

PART NUMBER INDEX

Part Number	Figure	Item	Part Number	Figure	Item
NAS1523-4E	5-7	70	NAS6603-14	8-12	80
NAS1611-010	3-26	80	NAS6603-14	8-14	80
NAS1611-025	4-4	110	NAS6603-16	3-26	200
NAS1611-025	4-4	40	NAS6603-16	8-13	90
NAS1611-029	4-2	140	NAS6603-17	12-5	160
NAS1611-137	4-4	150	NAS6603-18	8-5A	140
NAS1611-326	4-4	90	NAS6603-22	8-18	10
NAS1611-333A	11-18	80	NAS6603-32	8-19	140
NAS1611-333A	12-4	50	NAS66032	8-18	80
NAS1612-10	4-4	240	NAS66032	8-19	70
NAS1612-2	4-4	250	NAS66032	8-6	40
NAS428-3A10	3-28	220	NAS66032	7-9	380
NAS428K4-16	3-11	180	NAS6603-2	12-5	170
NAS428K4-16	3-11	20	NAS6603-22	7-15	280
NAS428K4A16	3-11	20	NAS6603-22	7-16	30
NAS43HT3-48	5-5	270	NAS6603-22	7-17	260
NAS43HT4-64	3-20	550	NAS6603-22	8-13	130
NAS43HT4-64	3-20A	550	NAS6603-24	8-5	310
NAS43HT4-64	3-20B	550	NAS6603-24	8-7	50
NAS43HT4-64	3-7	380	NAS6603-24	7-15	100
NAS509-8	4-4	190	NAS6603-24	7-16	40
NAS509-8	5-3	500	NAS6603-24	7-17	310
NAS559-3	4-4	180	NAS6603-26	7-15	50
NAS559-3	5-3	510	NAS6603-26	7-17	140
NAS561C8-10	5-5	60	NAS6603-32	8-13	50
NAS6205-8D	12-5	290	NAS6603-32	8-18	40
NAS620-6L	6-11	-	NAS6603-34	8-14	110
NAS626-58	4-3	90	NAS6603-34	8-19	20
NAS636A08	6-8	-	NAS6603-4	3-7	150
NAS636A08	6-8	-	NAS6603-4	3-7	330
NAS6603-1	5-5	310	NAS6603-4	7-5	870
NAS6603-1	8-18	100	NAS6603-4	7-9	90
NAS6603-1	8-19	100	NAS6603-4	7-15	240
NAS6603-1	8-5	240	NAS6603-4	7-16	150
NAS6603-10	3-11	130	NAS6603-4	8-12	160
NAS6603-10	8-13	100	NAS6603-40	7-20	140
NAS6603-12	12-4	280	NAS6603D14	3-11	460
NAS6603-14	11-8	290	NAS6603D16	3-11	420
NAS6603-14	11-7	610	NAS6603D2	8-6A	130
NAS6603-14	5-5	250	NAS6603D30	3-11	380

UNCONTROLLED COPY WHEN DOWNLOADED OR PRINTED

ENSTROM F-28/280 SERIES ILLUSTRATED PARTS CATALOG

PART NUMBER INDEX

Part Number	Figure	Item	Part Number	Figure	Item
NAS6603D4	12-3	70	NAS6604D15	12-5	730
NAS6603D5	12-5	670	NAS6604D15	12-10	250
NAS6603D6	12-7	190	NAS6604D17	12-6	190
NAS6603D7	12-5	710	NAS6604D17	8-3	70
NAS6603D8	12-5	280	NAS6604D17	12-5	770
NAS6603D9	12-5	850	NAS6604D19	12-5	440
NAS6603H1	12-1	240	NAS6604D21	3-11	330
NAS6603H1	12-5	600	NAS6604D23	8-20	20
NAS6604-1	7-13	30	NAS6604D23	8-5	370
NAS6604-1	12-10	180	NAS6604D25	8-20	220
NAS6604-11	7-17	340	NAS6604D31	8-3A	310
NAS6604-11	8-8	140	NAS6604D56	3-11	270
NAS6604-13	8-8	30	NAS6604D7	12-2	90
NAS6604-15	5-5	350	NAS6604D7	12-5	390
NAS6604-17	7-13	50	NAS6604H1	12-13	270
NAS6604-17	7-19	80	NAS6604H1	12-9	120
NAS6604-17	7-20	290	NAS6604H1	12-11	170
NAS6604-17	8-12	110	NAS6604H1	12-12	240
NAS6604-17	8-18	160	NAS6604H3	12-10	300
NAS6604-23	8-8	110	NAS6604H3	12-11	210
NAS6604-25	7-15	270	NAS6605-23	7-20	400
NAS6604-25	7-16	200	NAS6605-29	7-20	420
NAS6604-25	7-17	230	NAS6605-5	7-20	60
NAS6604-25	12-5	350	NAS6605-52	7-20	330
NAS6604-27	7-15	170	NAS6605-56	7-20	300
NAS6604-27	7-16	110	NAS6605D11	8-20	180
NAS6604-29	7-15	260	NAS6605D11	8-4	200
NAS6604-29	7-17	280	NAS6605D11	8-5	520
NAS6604-3	12-13	280	NAS6605D11	8-6A	160
NAS6604-3	12-12	250	NAS6605D13	8-3	20
NAS6604-40	7-20	550	NAS6605D13	8-5	510
NAS6604-42	7-20	100	NAS6605D15	8-5A	90
NAS6604-44	7-22	70	NAS6605D21	8-4	140
NAS6604-50	7-20	240	NAS6605D9	8-5	430
NAS6604-56	7-20	270	NAS6605D9	12-5	320
NAS6604-7	7-5	950	NAS6605H7	7-13	90
NAS6604-7	7-13	10	NAS6605H9	7-13	60
NAS6604-9	8-8	70	NAS6606D25	8-5A	60
NAS6604D11	8-4	230	NAS6607-5	12-13	350
NAS6604D15	12-6	10	NAS6607-5	12-9	10

UNCONTROLLED COPY WHEN DOWNLOADED OR PRINTED

ENSTROM F-28/280 SERIES ILLUSTRATED PARTS CATALOG

PART NUMBER INDEX

Part Number	Figure	Item	Part Number	Figure	Item
NAS6607-5	12-11	10	NP500-456-7	3-22	160
NAS6607-5	12-12	320	NP500-465-7	3-23	160
NAS6607H5	12-5	570	NP500-8R6	4-2	220
NAS686A08K	3-20	-	NP500-8R8	4-2	30
NAS686A08K	3-20	-	NP500-8-X	12-4	310
NAS686A08K	3-20A	-	NP501-10-6	12-4	260
NAS686A08K	3-20B	-	NP525-10R10	3-24	40
NAS686A3K	3-20	-	NP525-10R10	7-4	460
NAS686A3K	3-20A	-	NP525-10R12	3-24	40
NAS73-3-108	7-17	320	NP525-10R12	7-4	650
NAS73-3E002	3-28	360	NPN	6-4	80
NK 500-8-5	8-9	380	NS35649-262	6-11	-
NK 500-8-5	8-10	380	NSN 5305-00-984-6208	3-1	60
NK4-7A	7-17	200	NV2-21S	11-22	120
NK500-416-7	3-20	380	NV2C-28V	11-22	140
NK500-416-7	3-20A	380	NV2C-28V-SH	11-22	-140A
NK500-416-7	3-20B	380	P1-90254	8-16	20
NK500-416-7	3-22	160	P1-90254	8-17	20
NK500-8-10	7-1	150	PACMO-APZ2IN	11-8	480
NK500-8-5	7-1	860	PAI-700	11-5	260
NK500-8-A/R	11-18	140	PAI-700 28V	11-8	475
NK-500-8R6	4-1	150	PGZF0A0180	4-4	90
NK500-8-X	12-4	310	PLT4S-CO	11-7	-
NK501-10-6	11-18	135	PR1425B1/2	7-5	40
NK501-10-6	12-4	260	PR1425B2	7-5	40
NK509-8R6	12-11	130	PS094032PG	3-26	150
NK-510-10R10	4-1	250	PVC-13	11-8	500
NK525-1032R12	7-5	650	PWMS-H25-C	6-14	60
NK525-10R10	3-24	40	Q30203DT	12-9	160
NK525-10R12	3-24	40	QS100-M12S	3-3	130
NK525-10R12	7-5	980	QS100-M28	3-28	200
NK525-832R10	7-5	800	QS100-M28S	10-2	19
NK-525-8R8	7-11	350	QS100-M52S	3-5	110
NO NUMBER	11-15	65	QS200-M10S	3-5	30
NO NUMBER	11-1	20	QS200-M24S	3-5A	40
NO NUMBER	11-3	240	QS200-M24S	3-5A	60
NP138BS1032-N-8Z	12-12	100	QS200-M28S	10-4	380
NP500-456-7	3-20	380	QS200-M40S	10-3	18
NP500-456-7	3-20A	380	QS200-M40S	10-4	370
NP500-456-7	3-20B	380	QS200-M40S	10-4	40

UNCONTROLLED COPY WHEN DOWNLOADED OR PRINTED

ENSTROM F-28/280 SERIES ILLUSTRATED PARTS CATALOG

PART NUMBER INDEX

Part Number	Figure	Item	Part Number	Figure	Item
QS200-M40S	3-22	200	S8P270	9-3	310
QS-200-M40S	10-2	24	S8P270	9-4	270
QS200M44S	10-2	4	SAW4204-15-123	6-1	20
QS200-M44S	10-3	9	SAZ-4201E	6-2	30
QS200-M44S	10-4	110	SAZ-4401	6-2	30
QS200-M44S	10-4	330	SAZ-4401-1	6-13	170
QS200-M44S	10-4	40	SAZ-4401-1	6-2	30
QS200-M44S	3-1	110	SC616NJ	6-11	130
QS200-M44S	3-2	60	SC628ANPR	6-11	130
R10-E6-X2-V700	6-11	270	SCEET 7	3-5A	50
R10-E6-Y2-V185	6-11	270	SCEET 7	3-5A	80
R1224S-28	6-2	10B	SE12PFR	11-22	100
R35M	6-10	10	SH-131	8-17	240
RA4400-6-C	5-5	290	SJ-3501	11-20	130
RG24-11M	6-10	10	SL1N-4	12-9	140
RG24-11M	6-13	80	SL61N-5F	12-13	170
RG-35	6-10	10	SL61N-5P	12-13	170
RHB32S	3-31	-	SL61N-5P	12-10	30
RJ-0370	3-8	150	SL61N-5P	12-11	260
RJ-1045-2	3-8	110	SL61N-5P	12-12	160
RJ9700	3-3	220	SL61W-4	12-9	150
RST-200	4-2	120	SL61W-5P	12-13	180
S10P-175	3-24	60	SL61W-5P	12-10	20
S10P-175	3-24	60	SL61W-5P	12-11	250
S10P-175	7-4	370	SL61W-5P	12-12	170
S10P-320	3-24	60	SLN-3045	5-4	350
S-12B	9-2	36	SLW-3045	5-4	-
S4-200	3-2	113	SST1.5I-M	12-2	130
S4-200	7-1	550	SST1.5I-MP	11-7	850
S500-10	11-19	160	SST1.5I-MP	11-8	390
S500-12	11-19	195	SST1.5I-MP	11-9	300
S500-16	11-19	100	SST1.5I-MP	11-17	200
S500-3	11-19	210	SST1M-MP	6-12	100
S500-4	11-19	75	SST1M-MP	11-17	190
S500-6	11-19	200	SST25-MP	8-20	240
S-50MP	5-6	50	SST25-MP	8-5	580
S6P-270	7-4	50	SST2S-MP	11-7	840
S83BZ-2	12-1	90	SST2S-MP	11-8	385
S8P-150	11-20	110	SST2S-MP	11-9	295
S8P-150	7-10	220	SST2S-MP	11-16	150

UNCONTROLLED COPY WHEN DOWNLOADED OR PRINTED

ENSTROM F-28/280 SERIES ILLUSTRATED PARTS CATALOG

PART NUMBER INDEX

Part Number	Figure	Item	Part Number	Figure	Item
SST2S-MP	11-17	210	VC-3	12-5	–
STD-1410	3-27	–	VH-375	5-6	246
STD-1410	3-28	170	VH-75	4-2.1	170
STD-2233	3-28	160	VSF-7203	6-1	90
STD-2233	3-28	170	VSF-7403T	6-2	10
STD-35	3-27	–	W-09	4-1	190
STD-35	3-28	150	W-09	4-3	20
STD-475	3-27	–	W-1284-G	6-6	120A
STD-475	3-28	160	W-1284-R	6-6	120
SY-0211	9-2	33	W-1290-14	6-6	390
T14BH517BC	11-5	–	W-1290-28	6-6	390
TIGK54-15-RD-A	11-6	510	W1819-020	12-5	–
TIGK54-15-WH-A	11-6	500	W1819-020	12-8	110
TIGK54-1S-RD-A	11-5	160A	W1819-020	8-17	220
TIGK54-1S-WH-A	11-5	160B	W33-7516-10ET-1	11-5	320
TIGM54-1C-RD-A	11-2	10	W97CSX-2	6-7	190
TIGM54-1C-RD-A	11-3	10	WC-22-6	4-3	100
TIGM54-1C-WH-A	11-2	–20A	WP-22-6	4-3	110
TIGM54-1C-WH-A	11-3	–20A	X1333HT	7-4	230
TILA64-1C-RD-A	11-2	–10A	X-142	4-2	–
TILA64-1C-WH-A	11-2	20	X1543HT	7-6	–280
TILA64-1C-WH-A	11-3	20	X-1567	7-20	–
TS-023	12-7	70	X-16799	6-1	140
TS-023	12-8	100	X-16799	6-2	50
TS-023	12-8	130	Y9485	11-8	180
TS-023	12-5	–	Y9485	3-2	–
TS-023	12-5	580	Y9485	11-7	60
U16082-H61	11-4	40	Y9485	7-4	510
UI-5934-1	11-5	60	Z99R6	8-9	280
UI5934-3	11-6	120	Z99R6	8-10	280
UI6082-H61	11-1	150	Z9R4X3	8-9	170
V3-1	8-9	50	Z9R4X3	8-10	170
V3-1	8-10	50	ZX-10204	7-4	230
VC-3	5-2	–			

UNCONTROLLED COPY WHEN DOWNLOADED OR PRINTED

ENSTROM F-28/280 SERIES ILLUSTRATED PARTS CATALOG

DO NOT PRINT

ENSTROM F-28/280 SERIES ILLUSTRATED PARTS CATALOG

SECTION 1

INTRODUCTION

The detailed parts lists begin at Section 3 and contain all replacement parts starting with the helicopter major assemblies and proceeding through the various installations, subassemblies, and detail and component parts breakdowns.

UNCONTROLLED COPY WHEN DOWNLOADED OR PRINTED

ENSTROM F-28/280 SERIES ILLUSTRATED PARTS CATALOG

NOTE

Please read the following introductory material carefully and completely. Understanding how information is presented will allow you to make optimum use of this catalog,

SCOPE

The Illustrated Parts Catalog (IPC) provides by means of text and companion illustrations, complete definition of all repair parts and spares items available to the customer. The IPC contains information on F-28/280 series helicopters manufactured by The Enstrom Helicopter Corporation, Menominee, Michigan. It is furnished for the purpose of parts procurement ONLY and shall not be used for any other purpose.

Orders for repair parts for engine or accessories (alternators, fuel controls, etc.) used in Enstrom helicopters should be placed with the engine or accessory manufacturer's authorized distributor or dealer and not through the Enstrom Helicopter Corporation.

INTRODUCTORY INFORMATION

The introductory portion of the IPC contains Record of Revisions, Change Methods, Title Page, Recommended Change Report, Table of Contents, Effective Page List and Part Number Index.

RECORD OF REVISIONS

A Record of Revisions page is placed in front of the manual to record the insertion of revisions as they are issued for the publication.

CHANGE METHODS

The IPC is periodically brought up-to-date by one of two methods.

Normal revisions are issued in the form of replacement pages and added pages to be inserted at designated locations. Revision instructions are included on the Revision Cover page, and once the revisions are inserted in the manual, the Record of Revisions page should be updated and the Revision Cover page be placed behind the Record of Revisions page.

Temporary revisions are issued in advance of the normal revision. In most cases, for example, the purpose of a temporary revision is to expedite the release of safety critical changes to the field. A temporary revision page is identified by a unique index number, i.e. Rev. 6, TRP-001 (Revision 6, Temporary Revision (Piston) 001). This unique index number is found in the revision level field of the page footer (left side). Temporary revision pages shall be printed on yellow stock. Instructions are contained on the temporary revision page, and once the temporary revision pages are inserted in the manual, the Record of Temporary Revisions page should be updated. Temporary revisions shall be maintained in the IPC until such time they are incorporated into the next normal revision issue.

UNCONTROLLED COPY WHEN DOWNLOADED OR PRINTED

ENSTROM F-28/280 SERIES ILLUSTRATED PARTS CATALOG

TITLE PAGE

The Title Page lists the date of the currently effective edition or reissue. Information is given noting whether the contents are the initial issue of a publication or a reissue of the entire publication.

RECOMMENDED CHANGE REPORT

The Recommended Change Report is a form that can be used to notify Enstrom Helicopter Corporation of any errors or other changes requested by the user.

TABLE OF CONTENTS

The Table of Contents lists all material contained in the catalog by Section Number, Figure Number, Title and Page Number.

EFFECTIVE PAGE LIST

The Effective Pages List contains all of the pages that are currently effective for the publication, and their effective date.

PART NUMBER INDEX

The Part Number Index provides a listing of all of the part numbers in the catalog, with their corresponding Figure and Item numbers.

DETAILED PARTS LIST

The Detailed Parts Lists begin at Section 3 and contain all replacement parts starting with the helicopter major assemblies and proceeding through the various installations, subassemblies, detail and component parts breakdowns.

CHANGE BARS

Change bars are located throughout the IPC to identify information that has been changed. The Revision Number and Date of those changes is located at the bottom of each page.

ILLUSTRATIONS

Each major assembly or component is separately illustrated. Each part or assembly portrayed in the illustration is assigned an Item Number for cross reference to the parts list bearing the same figure number as the illustration.

ITEM NUMBER COLUMN

This column shows the Item Numbers assigned to each part in the list. This number links the part to the detail parts on the associated illustration.

- A dash (–) printed in this column indicates the part is not illustrated.
- Symbols printed in this column refer to footnotes at the end of the parts list.

UNCONTROLLED COPY WHEN DOWNLOADED OR PRINTED

ENSTROM F-28/280 SERIES ILLUSTRATED PARTS CATALOG

PART NUMBER COLUMN

Part numbers in this column are used to identify parts for ordering. In most cases the number shown is the manufacturer's part number.

NPN printed in this column indicates there is no part number for the listing.

DESCRIPTION COLUMN

This column lists the nomenclature and description of parts, reference to next higher assemblies, and reference to other locations for breakdown of separately illustrated assemblies or components.

Indentation System

A period/dot system is used to show the relationship between major assemblies/components and the respective detailed parts. The nomenclature of major assemblies and/or components is preceded by a single period/dot. Parts preceded by two periods/dots are detailed parts of the preceding part with one period/dot. All parts preceded by three periods/dots are detailed parts of the preceding part with two periods/dots, and so on.

QTY PER ASSY COLUMN

This column lists the total number of units required at that location

- The abbreviation A/R may be located in this column indicating that the part is to be used as required during installation. Examples are shims, safety wire, and adhesives.
- The abbreviation REF may be located in this column indicating that the part listed is for reference only and is not shown in the illustration.

EFFECTIVITY COLUMN

This column identifies if the parts are applicable to the F-28A, 280, F-28C, 280C, F-28F, 280F, and 280FX model helicopters. Notes located on the illustrations or after the detailed parts lists may also contain applicability information.

APPENDICES

The Appendices at the rear of the IPC contain additional information about equivalent parts and hardware substitutions.

ENSTROM F-28/280 SERIES ILLUSTRATED PARTS CATALOG

SECTION 2

PARTS ORDERING INFORMATION

UNCONTROLLED COPY WHEN DOWNLOADED OR PRINTED

Rev. 6

2-1

Apr 22/19

Visit www.enstromhelicopter.com for instructions to order an original manual and to register for email notification of updates.

ENSTROM F-28/280 SERIES ILLUSTRATED PARTS CATALOG

GENERAL

All owner parts orders should be placed through your nearest Enstrom Helicopter Dealer or Service Center. If you are unable to locate your Dealer or Service Center, contact the Enstrom Parts Coordinator for this information.

PARTS ORDERS

All parts orders should be addressed to:

Parts Coordinator
Enstrom Helicopter Corporation
2209 22nd Street
Menominee, MI 49858-3515

Telephone: (906) 863-1200
Fax: (906) 863-6821

Email: customerservice@enstromhelicopter.com

Please complete the parts order form located on the Enstrom.com website at: <http://enstromhelicopter.com/wp-content/uploads/2012/03/PARTS-ORDER-FORM-V4.pdf>
If you do not have access to the form, please include the information outlined in the following paragraphs.

To ensure shipment of the proper parts, be sure to include the model number and the serial number of each aircraft on the parts order. This information can be found in the Aircraft Log Book and on the data plate attached to the right rear side of the tailcone for the "C" and "F" models or to the left rear side of the tailcone for the "A" models.

Order by part number and description as shown in the IPC list. Be sure to list the quantity required. Incorrect numbers will be returned for clarification and delay shipment of your order.

The purchase order must indicate the name and address of the ordering organization, and the name and address of the organization to whom the parts are to be shipped. It must be signed by an authorized representative of the dealer or service center.

If parts are ordered by telephone, the purchase order must have the words "confirming order" and the confirming date on the purchase order to avoid duplication of shipments.

All returned orders will be assessed a 20% restocking charge.

NOTE

The Enstrom Helicopter Corporation reserves the right, without prior notice, to supply substitute interchangeable parts for the ordered part when design changes, revised specifications, stock supply, or product improvements make such a substitution necessary.

UNCONTROLLED COPY WHEN DOWNLOADED OR PRINTED

ENSTROM F-28/280 SERIES ILLUSTRATED PARTS CATALOG

SHIPMENT

All purchase orders must specify the desired method of shipment. If this information is not stated, the shipment will be made via surface transportation. The specific carrier will be determined at the time of shipment based on weight, dimensions, and destination. Shipment by other than surface transportation must be indicated at the time the order is placed and must be shown on the purchase order.

All truck and air freight charges are on a collect on delivery (C.O.D) basis.

EMERGENCY REQUIREMENTS

Telephone orders for emergency (**AOG**) situations receive priority processing, and should be kept to a minimum; since they delay shipment of normal orders.

CREDIT TERMS

Enstrom does not automatically establish credit terms. All orders for domestic shipment are sent C.O.D. unless prior arrangements have been made. Payment arrangements for export order shipments may be accomplished by establishment of an irrevocable letter of credit for major shipments. All other shipments will be by sight draft.

Requests for an open account or other credit terms should include a copy of the latest financial report; three (3) credit references; one (1) banking reference; and the desired amount of credit. This information should be addressed to:

Controller
Enstrom Helicopter Corporation
2209 22nd Street
Menominee, MI 49858-3515

By closely following the above instructions, you will help the Enstrom Helicopter Corporation provide faster delivery and better service.

ENSTROM F-28/280 SERIES ILLUSTRATED PARTS CATALOG

INTENTIONALLY LEFT BLANK

ENSTROM F-28/280 SERIES ILLUSTRATED PARTS CATALOG

SECTION 3 POWER PLANT

TABLE OF CONTENTS

	Cover Page	3-1
	Table of Contents	3-1
3-1	Air Induction System (F-28A)	3-2
3-2	Air Induction System	3-4
3-3	Turbocharger Induction System	3-8
3-4	Fuel Nozzle Air Vent System	3-13
3-5	Engine Vent Installation	3-16
3-5A	Magneto Cooling Installation	3-18
3-6	Oil Cooler Installation (A Models)	3-21
3-7	Oil Cooler Installation (C, F Models)	3-24
3-8	Turbocharger Oil Lines	3-28
3-9	Oil Fill Tube Installation	3-31
3-10	Throttle and Mixture Control Installation (A, C Models)	3-34
3-11	Throttle Correlator Assembly (F Models)	3-40
3-12	Throttle Correlator Installation (F Models)	3-44
3-13	Dual Throttle Control Installation (F Models)	3-46
3-14	Throttle Cable Installation (F Models)	3-48
3-15	Mixture Cable Installation (F Models)	3-50
3-16	Fire Curtain Assembly (All Models)	3-53
3-17	Fire Curtain Installation (All Models)	3-55
3-18	Engine Fan Shroud Assembly (A Models)	3-59
3-19	Engine Fan Shroud Assembly (C Models)	3-63
3-20/A/B	Engine Fan Shroud Assembly (C, F Models)	3-66
3-21	Cooling Fan and Alternator Installation	3-96
3-22	Engine Fuel System (A Models)	3-98
3-23	Engine Fuel System (C, F Models)	3-103
3-24	Main Fuel System	3-108
3-25	Fuel Level Sending Unit	3-115
3-26	Fuel Shutoff Valve Assembly	3-117
3-27	Exhaust System Installation (A Models)	3-120
3-28	Exhaust System Installation (C, F Models)	3-122
3-29	Turbocharger Mount Installation	3-127
3-30	Engine Mount Assembly	3-130
3-31	Engine Components	3-132

ENSTROM F-28/280 SERIES ILLUSTRATED PARTS CATALOG

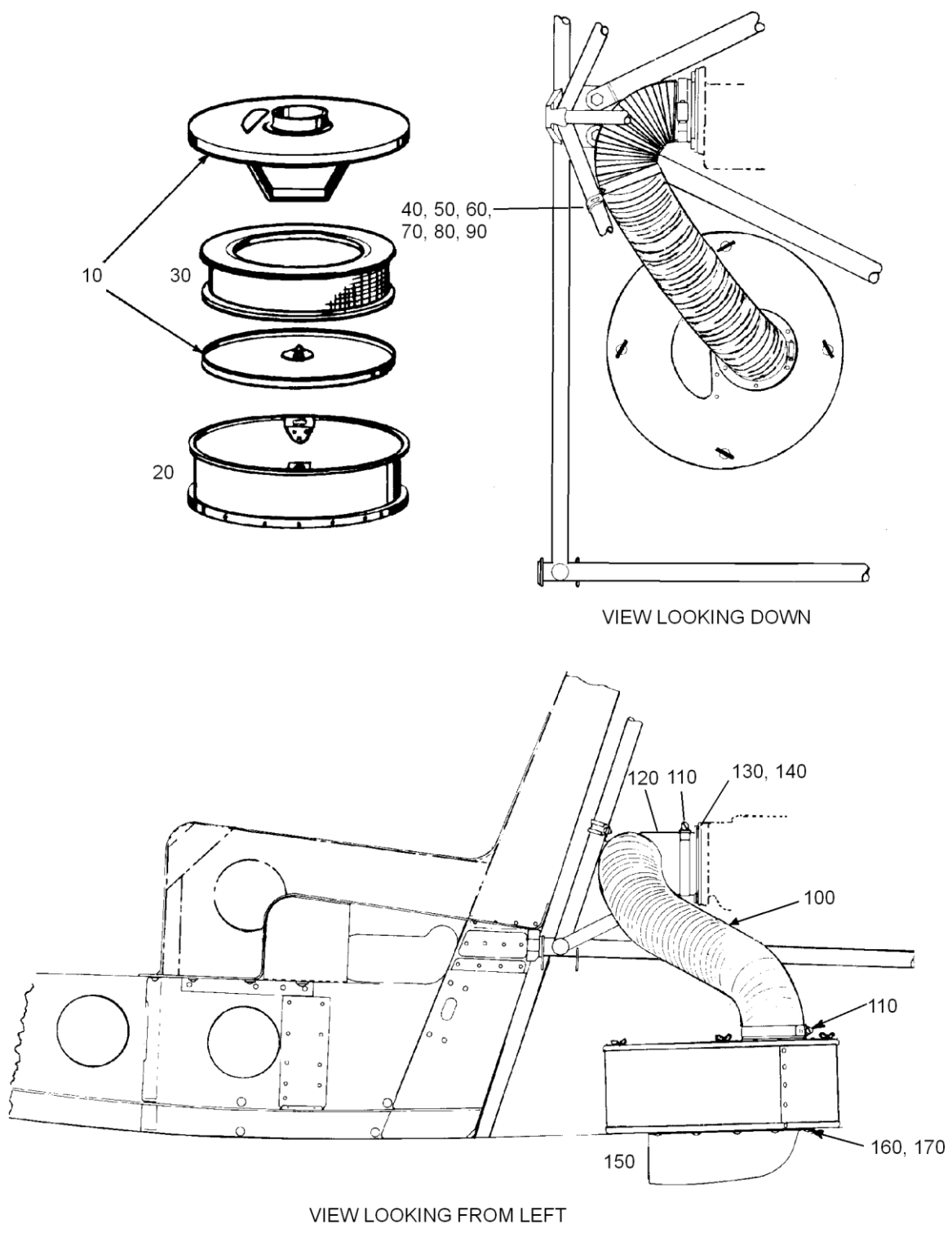


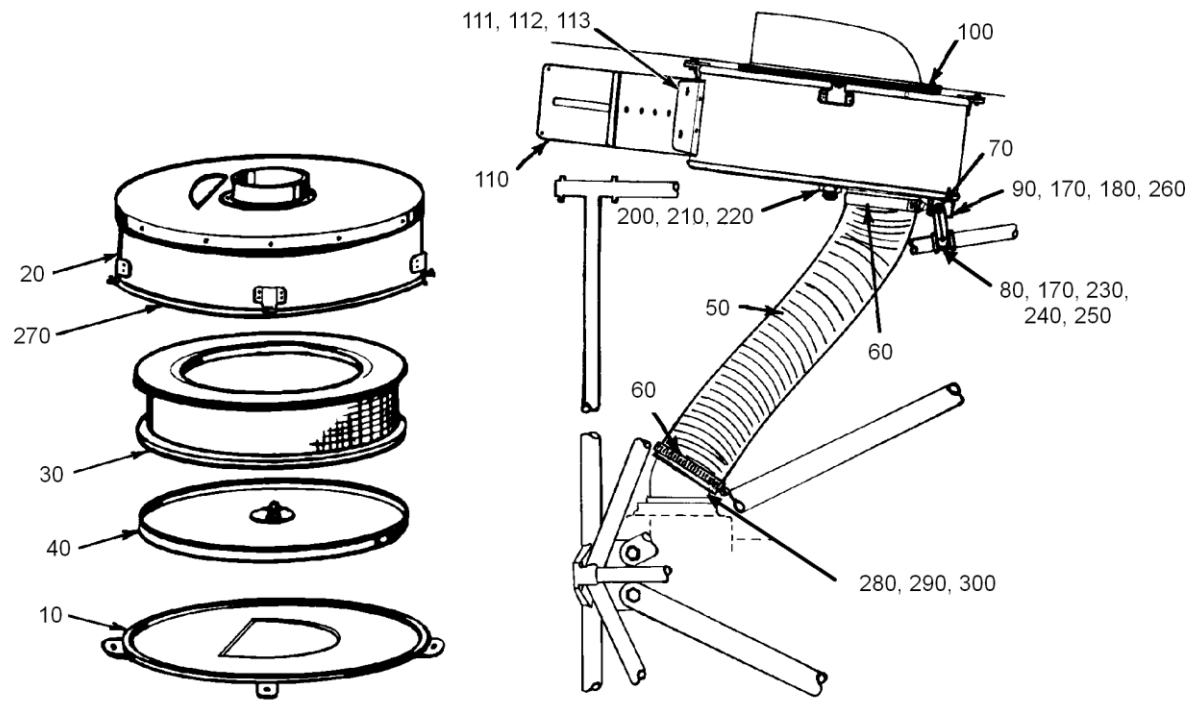
FIGURE 3-1. AIR INDUCTION SYSTEM (F-28A)

ENSTROM F-28/280 SERIES ILLUSTRATED PARTS CATALOG

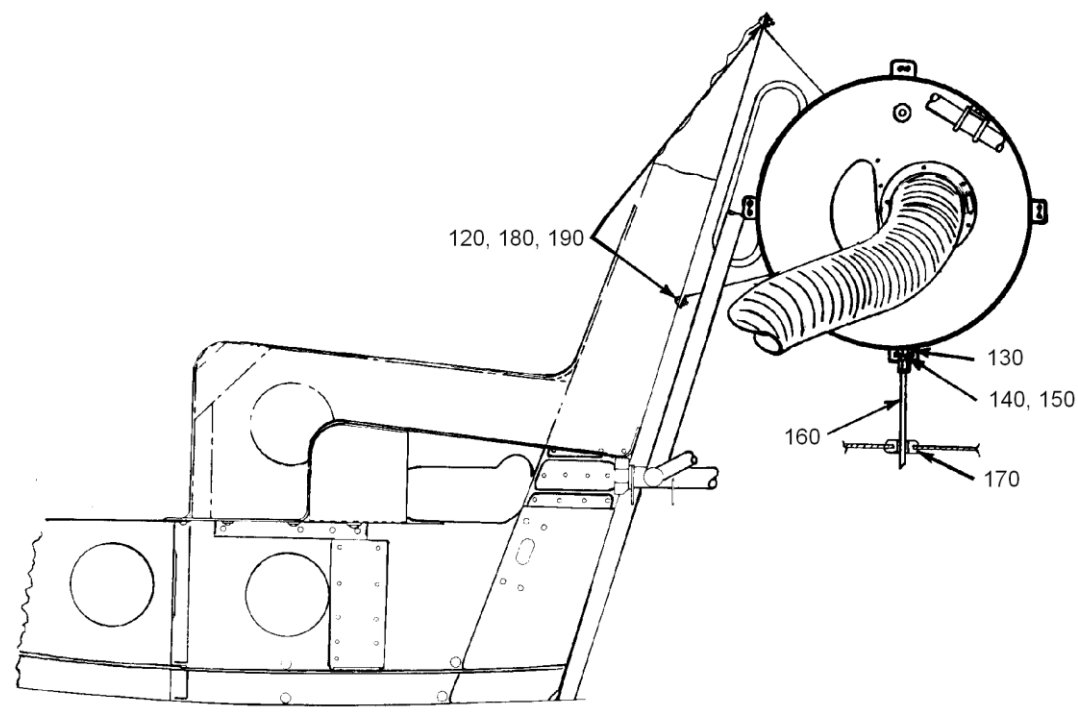
FIGURE 3-1. AIR INDUCTION SYSTEM (F-28A)

ITEM NUMBER	PART NUMBER	DESCRIPTION	QTY PER ASSY	MODELS AFFECTED						
				F-28A	280	F-28C	280C	F-28F	280F	280FX
10	28-12302-1	. Cover Assembly (Obsolete)	1	X						
20	28-12301-1	. Container Assembly (Obsolete)	1	X						
30	6487923	. Air Filter (BA-115 - includes screen and foam)	1	X						
-	BA-15	. . Foam Filter (Insert only)	1	X						
30	CA151PL	. Air Filter, Fram (Obsolete)	1	X						
30	A53C	. Air Filter, AC (Obsolete)	1	X						
30	AFP5	. Air Filter, Purolator (Obsolete)	1	X						
40	AN742D48	. Clamp	1	X						
50	MS21919-DF12	. Clamp	1	X						
60	NSN 5305-00-984-6208	. Screw	1	X						
60	AN515-10-6	. Screw (Superseded by NSN 5305-00-984-6208)	1	X						
60	NAS1149F0332P	. Washer	1	X						
70	AN960-10L	. Washer (Superseded by NAS1149F0332P)	1	X						
80	MS35338-43	. Lock Washer	1	X						
80	AN935-10	. Lock Washer (Superseded by MS35338-43)	1	X						
90	AN345-10	. Nut	1	X						
100	28-12357-1	. Hose	1	X						
110	QS200-M44S	. Clamp	2	X						
120	28-12329-1	. Elbow Adapter Flange (Obsolete)	1	X						
130	AN74A4	. Bolt	4	X						
140	AN960-416L	. Washer	4	X						
150	28-12313-1	. Air Scoop	1	X						
160	AN525-832R6	. Screw	9	X						
170	AN960-8	. Washer	9	X						

ENSTROM F-28/280 SERIES ILLUSTRATED PARTS CATALOG



VIEW LOOKING DOWN



VIEW LOOKING FROM LEFT

See Figure 3-5.1 for the Magneto Cooling Installation.

FIGURE 3-2. AIR INDUCTION SYSTEM

ENSTROM F-28/280 SERIES ILLUSTRATED PARTS CATALOG

FIGURE 3-2. AIR INDUCTION SYSTEM

ITEM NUMBER	PART NUMBER	DESCRIPTION	QTY PER ASSY	MODELS AFFECTED						
				F-28A	280	F-28C	280C	F-28F	280F	280FX
10	28-12361-1	. Cover Assembly	1	X	X	X	X	X	X	X
-	Y9485	. . Tape: Transfer, 0.75" Adhesive	36 "	X	X	X	X	X	X	X
-	28-12344-11	. . Cover	1	X	X	X	X	X	X	X
-	28-12345-1	. . Bracket Cover Assembly	4	X	X	X	X	X	X	X
-	28-12362-1	. . Seal: Cover, Air Box	1	X	X	X	X	X	X	X
20	28-12354-2	. Container Assembly	1	X	X	X	X	X	X	X
20†	28-12354-1	. Container Assembly	1	X	X					
30	6487923	. Air Filter (BA-115 - includes screen and foam)	1	X	X	X	X	X	X	X
-	BA-15	. . Foam Filter (Insert only)	1	X	X	X	X	X	X	X
30	A53C	. Air Filter, AC (Obsolete)	1	X	X	X	X	X	X	X
30	AFP5	. Air Filter, Purolator (Obsolete)	1	X	X	X	X	X	X	X
40	28-12335-1	. Cover, Inside	1	X	X	X	X	X	X	X
50	28-12357-1	. Hose	1	X	X	X	X	X	X	X
60	QS200-M44S	. Clamp	2	X	X	X	X	X	X	X
70	28-12353-1	. Strap Assembly	1	X	X	X	X	X	X	X
80	MS21919-DF12	. Clamp	1	X	X	X	X	X	X	X
90	28-12341-1	. Bracket Assembly	1	X	X	X	X	X	X	X
100	28-12362-1	. Seal	1	X	X	X	X	X	X	X
110**	28-12350-5	. Bracket	1					X		X
110*	28-12350-3	. Bracket ((Superseded by 28-12350-5)	1					X		X
110	28-12350-2	. Bracket (Superseded by 28-12350-3)	1	X	X	X	X	X	X	X
110†	28-12350-1	. Bracket (Superseded by 28-12350-3)	1	X	X	X	X	X	X	X
111	AJW4-30	. . Stud	1	X	X	X	X	X	X	X
112	GA4-250	. . Retainer	1	X	X	X	X	X	X	X
113	1219-4200-Z3Y	. . Spring	1	X	X	X	X	X	X	X

ENSTROM F-28/280 SERIES ILLUSTRATED PARTS CATALOG

FIGURE 3-2. AIR INDUCTION SYSTEM

ITEM NUMBER	PART NUMBER	DESCRIPTION	QTY PER ASSY	MODELS AFFECTED						
				F-28A	280	F-28C	280C	F-28F	280F	280FX
113	S4-200	. Spring (Superseded by 1219-4200-Z3Y)	1	X	X	X	X	X	X	X
120	AN526-832R8	. Screw	4	X	X	X	X	X	X	X
130	28-12415-9	. Fitting, Drain Outlet	1	X	X	X	X	X	X	X
140	AN924-4D	. Nut	1	X	X	X	X	X	X	X
150	AN960-716	. Washer	1	X	X	X	X	X	X	X
160	28-17302-3	. Tube	1	X	X	X	X	X	X	X
170	AN931-5-12	. Grommet	1	X	X	X	X	X	X	X
170	AN931-5-9	. Grommet (Superseded by AN931-5-12)	1	X	X	X	X	X	X	X
180	NAS1149FN816P	. Washer	14	X	X	X	X	X	X	X
180	AN960-8L	. Washer (Superseded by NAS1149FN816P)	14	X	X	X	X	X	X	X
190	AN365-832A	. Nut	6	X	X	X	X	X	X	X
190	AN364-832A	. Nut (Superseded by AN365-832A)	6	X	X	X	X	X	X	X
200	28-12358-1	. Fitting	1			X	X	X	X	X
210	AN924-6D	. Nut	1			X	X	X	X	X
220	NAS1149F0963P	. Washer	1			X	X	X	X	X
220	AN960-916	. Washer (Superseded by NAS1149F0963P)	1			X	X	X	X	X
230	AN515-8R8-832	. Screw	1	X	X	X	X	X	X	X
230	AN515-8-8	. Screw (Superseded by AN515-8R8-832)	1	X	X	X	X	X	X	X
240	AN935-8	. Lock Washer	1	X	X	X	X	X	X	X
250	AN340-832	. Nut	1	X	X	X	X	X	X	X
250	AN340-8	. Nut (Superseded by AN340-832)	1	X	X	X	X	X	X	X
260	AN515-8R8	. Screw	2	X	X	X	X	X	X	X
260	AN526-832-5	. Screw (Superseded by AN515-8R8)	2	X	X	X	X	X	X	X
270	980-001	. Channel	A/R	X	X	X	X	X	X	X

ENSTROM F-28/280 SERIES ILLUSTRATED PARTS CATALOG

FIGURE 3-2. AIR INDUCTION SYSTEM

ITEM NUMBER	PART NUMBER	DESCRIPTION	QTY PER ASSY	MODELS AFFECTED						
				F-28A	280	F-28C	280C	F-28F	280F	280FX
280	28-123019-1	. Elbow Adapter Assembly	1			X	X	X	X	X
280†	28-12329-1	. Elbow Adapter Assembly (Obsolete)	1	X	X					
290†	AN74A4	. Bolt	4	X	X	X	X	X	X	X
300†	AN960-416L	. Washer	4	X	X	X	X	X	X	X

† Left side air filter installation.

* Effectivity F-28F S/N 817 – subsequent and 280FX S/N 2110 – subsequent. Retrofittable to F-28F S/N 505 – subsequent and 280FX S/N 2001 – subsequent.

** Effectivity F-28F S/N 831 – subsequent and 280FX S/N 2141 – subsequent. Retrofittable to F-28F S/N 509 – subsequent and 280FX S/N 2001 – subsequent.

ENSTROM F-28/280 SERIES ILLUSTRATED PARTS CATALOG

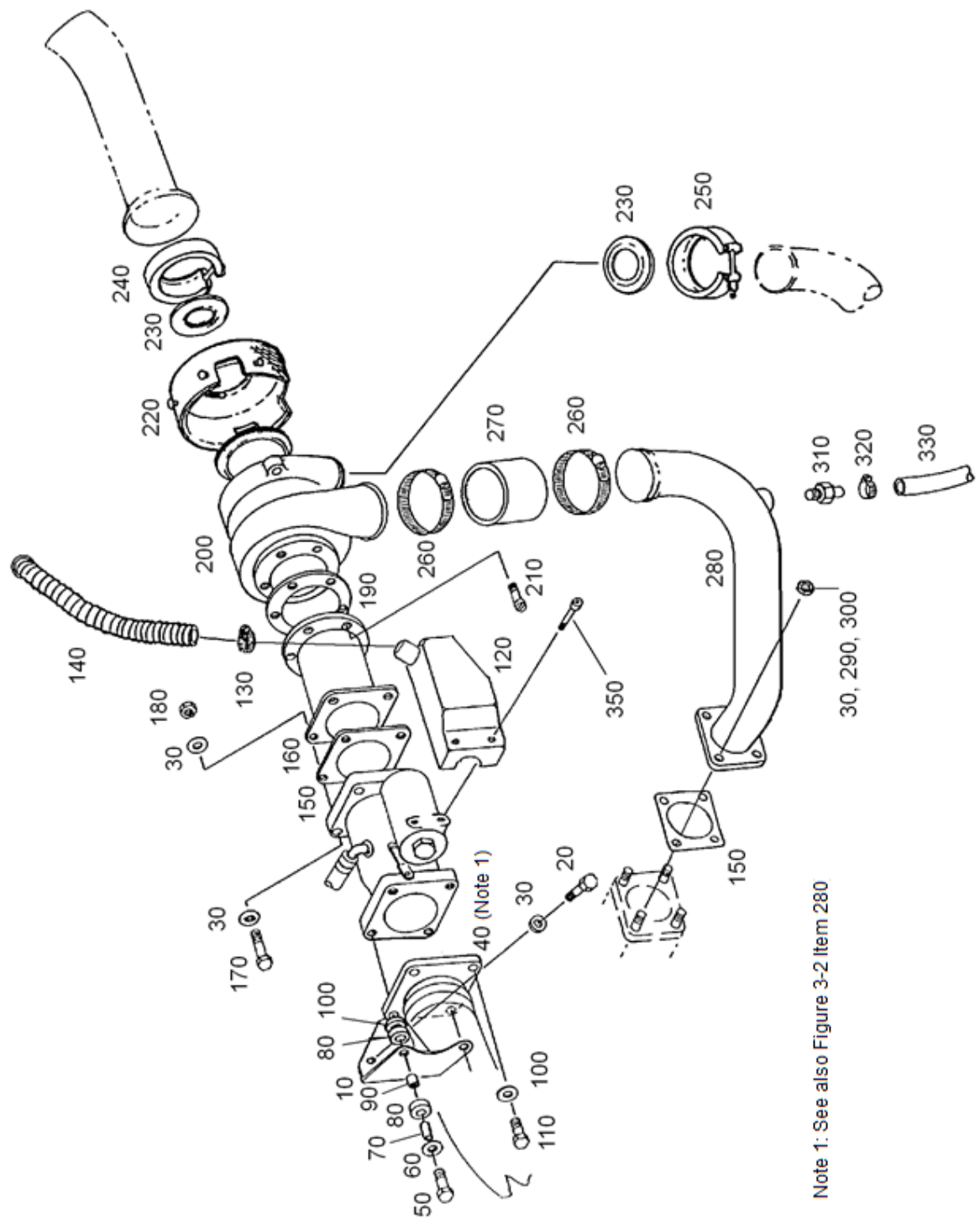


FIGURE 3-3. TURBOCHARGER INDUCTION SYSTEM

ENSTROM F-28/280 SERIES ILLUSTRATED PARTS CATALOG

FIGURE 3-3. TURBOCHARGER INDUCTION SYSTEM

ITEM NUMBER	PART NUMBER	DESCRIPTION	QTY PER ASSY	MODELS AFFECTED						
				F-28A	280	F-28C	280C	F-28F	280F	280FX
10	28-123022-11	. Mount Bracket	1			X	X	X	X	X
20	AN75A5	. Bolt	2			X	X	X	X	X
30	AN960-516	. Washer	14			X	X	X	X	X
40	28-123019-1	. Elbow Adapter Assembly	1			X	X	X	X	X
50	AN74A11	. Bolt	2			X	X	X	X	X
60	ECD050-11	. Washer	2			X	X	X	X	X
60	1/4 Harper	. Washer (Superseded by ECD050-11)	2			X	X	X	X	X
70●	28-123007-11	. Spacer	2			X	X	X	X	X
70	28-123007-1	. Spacer (Superseded by 28-123007-11)	2			X	X	X	X	X
80●	28-123009-17	. Washer	4			X	X	X	X	X
80	28-123009-11	. Washer (Superseded by 28-123009-17)	4			X	X	X	X	X
90●	28-123009-15	. Shock Mount Tube	2			X	X	X	X	X
90	28-123009-13	. Shock Mount Tube (Superseded by 28-123009-15)	2			X	X	X	X	X
100	AN960-416L	. Washer	4			X	X	X	X	X
110	AN74A5	. Bolt	2			X	X	X	X	X
120‡	28-181007-5	. Blast Tube Assembly	1			X	X	X	X	X
120	28-181007-3	. Blast Tube Assembly (Superseded by 28-181007-5)	1			X	X	X	X	X
120	28-181007-1	. Blast Tube Assembly (Superseded by 28-181007-3)	1			X	X	X	X	X
130	QS100-M12S	. Clamp	2			X	X	X	X	X
130	AN737TW34-38	. Clamp (Obsolete)	2			X	X	X	X	X
140	28-181006-11	. Hose	1			X	X	X	X	X
150**	66224	. Gasket	2			X	X	X	X	X
160†	28-12575-1	. Adapter Assembly	1			X	X	X	X	X
160*	037360-161	. Adapter Assembly (Superseded by 28-12575-1)	1			X	X	X	X	X

ENSTROM F-28/280 SERIES ILLUSTRATED PARTS CATALOG

FIGURE 3-3. TURBOCHARGER INDUCTION SYSTEM

ITEM NUMBER	PART NUMBER	DESCRIPTION	QTY PER ASSY	MODELS AFFECTED						
				F-28A	280	F-28C	280C	F-28F	280F	280FX
160	037360-115	. Adapter Assembly (Superseded by 037360-161)	1			X	X	X	X	X
170	AN5-11A	. Bolt	4			X	X	X	X	X
180	MS20500-524	. Nut	4			X	X	X	X	X
180	AN363-524	. Nut (Superseded by MS20500-524)	4			X	X	X	X	X
180	MS21045L5	. Nut (Superseded by AN363-524)	4			X	X	X	X	X
190**	LW-13476	. Gasket	1			X	X	X	X	X
190	28-12360-1	. Gasket (Alternate)	1			X	X	X	X	X
200	600700-0000	. Turbocharger	1			X	X	X	X	X
200●	3BT5EE10J2	. Turbocharger (Superseded by 600700-0000)	1			X	X	X	X	X
200	103574-00	. Turbocharger (Superseded by 3BT5EE10J2)	1			X	X	X	X	X
-	CF600391-00	. . Clamp (supplied with turbocharger)	1			X	X	X	X	X
-	MS20995C32	. . Safety Wire (doubled)	A/R			X	X	X	X	X
210	NAS1352-3H8P	. Cap Screw	6			X	X	X	X	X
210	AN503-10-8	. Screw (Superseded by NAS1352-3H8P)	6			X	X	X	X	X
220	RJ9700	. Turbo Blanket	1			X	X	X	X	X
230**	LW-14485	. Gasket	2			X	X	X	X	X
240**	LW-13464	. Clamp	1			X	X	X	X	X
-	MS20995C32	. . Safety Wire (doubled)	A/R			X	X	X	X	X
250	28-12162-1	. Clamp Assembly	1			X	X	X	X	X
-	MS20995C32	. . Safety Wire (doubled)	A/R			X	X	X	X	X
260	ECD111-11	. Clamp	2			X	X	X	X	X
260	MS35842-13	. Clamp (Alternate)	2			X	X	X	X	X
260	20040S	. Clamp (Alternate)	2			X	X	X	X	X
270	ENS1001	. Sleeve	1			X	X	X	X	X
280††	037360-161	. Induction Tube Assembly	1			X	X	X	X	X

ENSTROM F-28/280 SERIES ILLUSTRATED PARTS CATALOG

FIGURE 3-3. TURBOCHARGER INDUCTION SYSTEM

ITEM NUMBER	PART NUMBER	DESCRIPTION	QTY PER ASSY	MODELS AFFECTED						
				F-28A	280	F-28C	280C	F-28F	280F	280FX
280●	037360-160	. Induction Tube Assembly	1			X	X	X	X	X
280±	037360-104	. Induction Tube Assembly	1			X	X	X	X	X
280●●	28-12576-1	. Induction Tube Assembly	1			X	X	X	X	X
-	28-12359-11	. . Plate (Use with 037360-104)	1			X	X	X	X	X
-	28-12359-13	. . Gasket (Use with 037360-104)	1			X	X	X	X	X
-	AN3-6A	. . Bolt (Use with 037360-104)	4			X	X	X	X	X
-	MS21045L3	. . Nut (Use with 037360-104)	4			X	X	X	X	X
-	AN960-10L	. . Washer (Use with 037360-104)	8			X	X	X	X	X
290	MS35649-2312	. Nut	4			X	X	X	X	X
300	AN936A516	. Lock Washer	4			X	X	X	X	X
310**	LW-13807	. Valve Assembly	1			X	X	X	X	X
320	1	. Clamp	1			X	X	X	X	X
320	AN737TW22	. Clamp (Alternate)	1			X	X	X	X	X
330	28-121000-19	. Drain Tube	1			X	X	X	X	X
-†	28-12577-1	. Muffler: Exhaust	1					X		X
-	28-01039-1	. Muffler Assembly (Optional)	1					X	X	X
-**	LW-13646	. . Clamp	1					X	X	X
-	ENX-0001	. . Muffler Assembly	1					X	X	X
-	MS20995C41	. . Safety Wire	A/R					X	X	X
350	NAS13523H8P	. Existing Hardware	1			X	X	X	X	X
-	AE80664H	. Valve, Sump, 1/2" Engine	1			X	X	X	X	X

** Obtain from Lycoming Distributor.

* Effectivity F-28F S/N 788 and subsequent. Model 280FX S/N 2073 and subsequent.

†† Effectivity F-28F S/N 788 – 817. Model 280FX S/N 2073 – 2109.

† Effectivity F-28F S/N 816 and subsequent. Model 280FX S/N 2104 and subsequent.

●● Effectivity F-28F S/N 818 and subsequent. Model 280FX S/N 2110 and subsequent.

ENSTROM F-28/280 SERIES ILLUSTRATED PARTS CATALOG

- ‡ Effectivity F-28F S/N 818 and subsequent. Effectivity 280FX S/N 2111 and subsequent. Retrofittable to F-28F S/N 509 and 280FX S/N 2001.
- ± Used on helicopters built in 1982.
- Change effective on helicopters built 2-9-87 and later.
- ‡‡ Effectivity F-28F S/N 830 and subsequent. Effectivity 280FX S/N 2135 and subsequent. Retrofittable to F-28F S/N 509 and 280FX S/N 2001.

ENSTROM F-28/280 SERIES ILLUSTRATED PARTS CATALOG

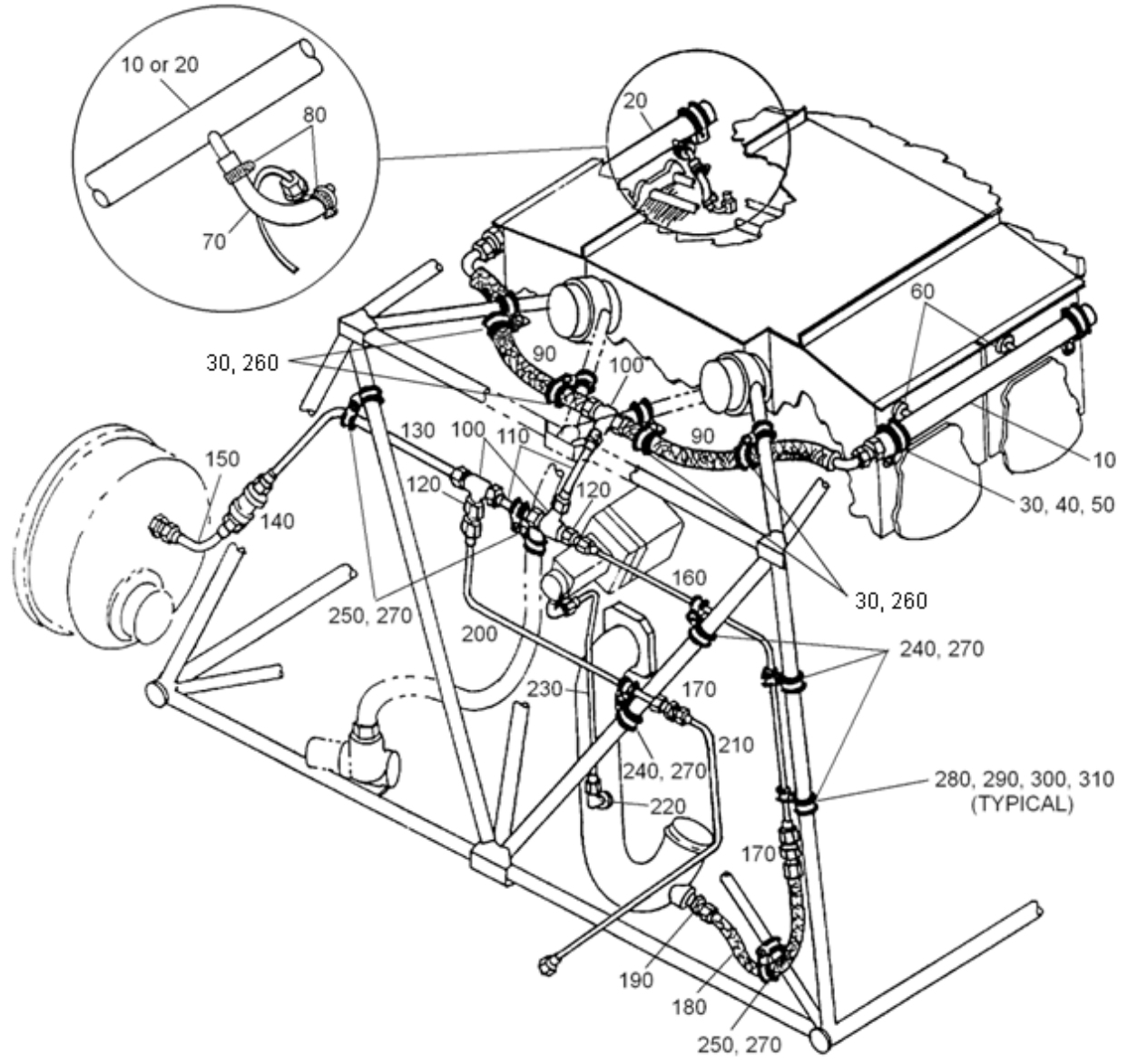


FIGURE 3-4. FUEL NOZZLE AIR VENT SYSTEM

ENSTROM F-28/280 SERIES ILLUSTRATED PARTS CATALOG

FIGURE 3-4. FUEL NOZZLE AIR VENT SYSTEM

ITEM NUMBER	PART NUMBER	DESCRIPTION	QTY PER ASSY	MODELS AFFECTED						
				F-28A	280	F-28C	280C	F-28F	280F	280FX
10	28-123015-1	. Manifold Assembly, L/H	1			X	X	X	X	X
20	28-123014-1	. Manifold Assembly, R/H	1			X	X	X	X	X
30	MS21919WCJ10	. Clamp	8			X	X	X	X	X
40	AN503-416-10	. Screw	4			X	X	X	X	X
50	AN960-416L	. Washer	4			X	X	X	X	X
60	AN931-3-9	. Grommet	4			X	X	X	X	X
70	28-123005-5	. Hose	4			X	X	X	X	X
80	1	. Clamp	8			X	X	X	X	X
80	AN737TW22	. Clamp (Obsolete)	8			X	X	X	X	X
90	601002-6-0180	. Hose Assembly	2			X	X	X	X	X
90	62447-6-180	. Hose Assembly (Obsolete)	2			X	X	X	X	X
100	AN824-6D	. Tee	3			X	X	X	X	X
110	28-123013-1	. Vent Nozzle Fuel Assembly	2			X	X	X	X	X
120	2406-06-04	. Reducer	2			X	X	X	X	X
120	883-FS-06X04	. Reducer (Superseded by 2406-06-04)	2			X	X	X	X	X
130	28-123012-1	. Vent Nozzle Fuel Assembly	1			X	X	X	X	X
140	MS28884A-6	. Check Valve	1			X	X	X	X	X
150	28-123024-1	. Tube Assembly	1			X	X	X	X	X
160	28-123011-1	. Vent Nozzle Fuel Assembly	1			X	X	X	X	X
170	AN815-4D	. Union	2			X	X	X	X	X
180	28-124003-1	. Hose Assembly	1			X	X	X	X	X
190	MS20823-4	. Elbow	1			X	X	X	X	X
190	AN816-4	. Union (Superseded by MS20823-4)	1			X	X	X	X	X
200*	28-123016-1	. Vent Nozzle Fuel Assembly	1			X	X	X	X	X
210*	28-121007-1	. Static Fuel Pressure Line	1			X	X	X	X	X
220	MS20822-4D	. Elbow	1			X	X	X	X	X
230**	28-121008-1	. Line Vent Static Assembly	1			X	X	X	X	X

ENSTROM F-28/280 SERIES ILLUSTRATED PARTS CATALOG

FIGURE 3-4. FUEL NOZZLE AIR VENT SYSTEM

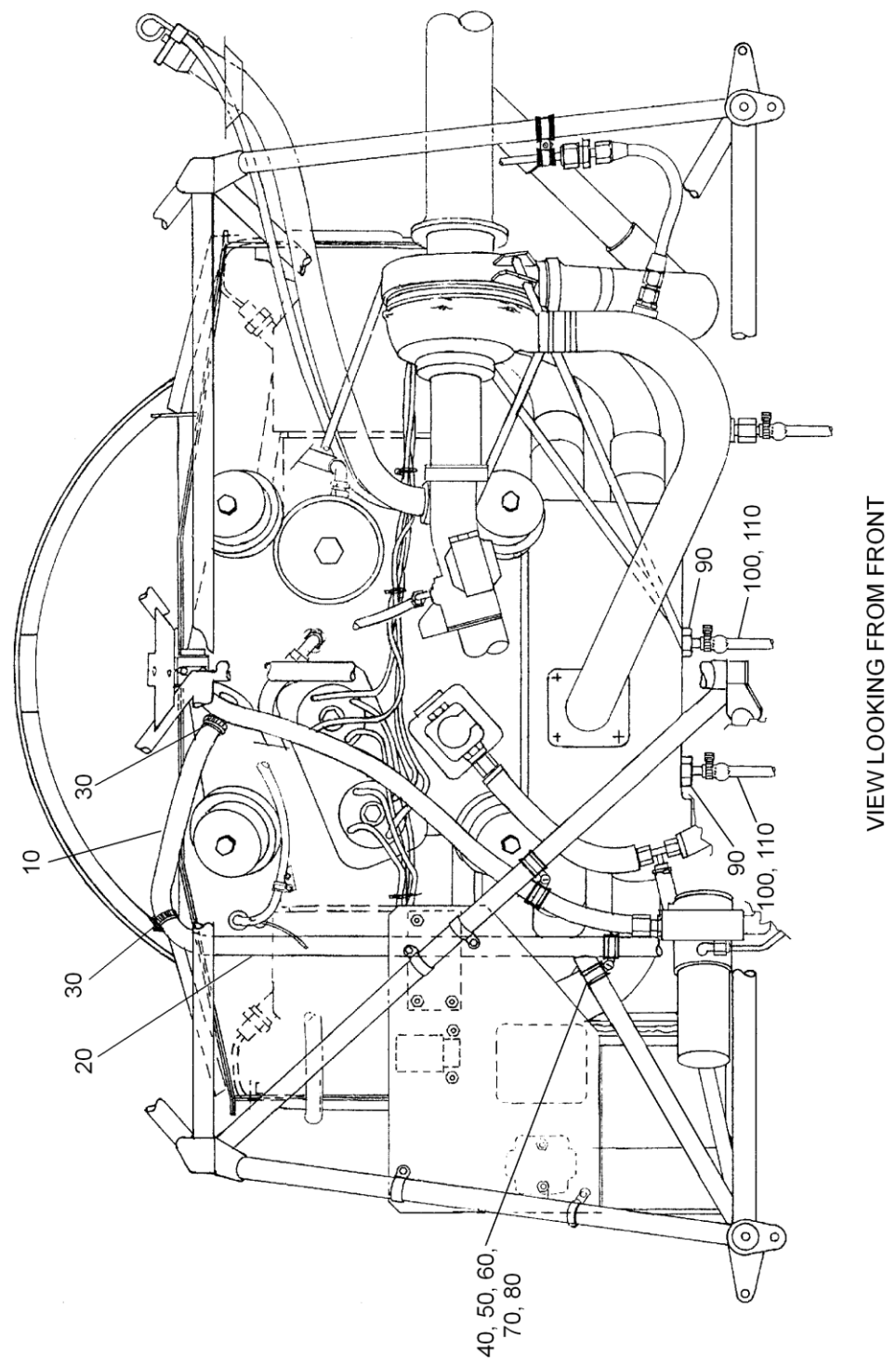
ITEM NUMBER	PART NUMBER	DESCRIPTION	QTY PER ASSY	MODELS AFFECTED						
				F-28A	280	F-28C	280C	F-28F	280F	280FX
230†	28-121008-3	. Static Fuel Pressure Line	1			X	X	X	X	X
240	MS21919WCJ4	. Clamp	4			X	X	X	X	X
250	MS21919WCJ6	. Clamp	3			X	X	X	X	X
260	MS21919WCJ8	. Clamp	4			X	X	X	X	X
270	MS21919WCJ12	. Clamp	7			X	X	X	X	X
280	MS35338-42	. Screw	11			X	X	X	X	X
280	AN515-8R12	. Screw (Superseded by MS35338-42)	11			X	X	X	X	X
290	NAS1149FN816P	. Washer	22			X	X	X	X	X
290	AN960-8L	. Washer (Superseded by NAS1149FN816P)	22			X	X	X	X	X
300	MS35338-42	. Lock Washer	11			X	X	X	X	X
300	AN935-8	. Lock Washer (Superseded by MS35338-42)	11			X	X	X	X	X
310	MS35649-282	. Nut	11			X	X	X	X	X
310	AN340-832	. Nut (Superseded by MS35649-282)	11			X	X	X	X	X

* Replaces one piece line assembly, P/N 28-121007-2, used in earlier production aircraft.

** Used with induction tube assemblies, P/N 037360-104 and 037360-160. Reference Figure 3-3.

† Used with induction tube assembly, P/N 037360-161. Reference Figure 3-3.

ENSTROM F-28/280 SERIES ILLUSTRATED PARTS CATALOG



See Figure 3-5.1 for the Magneto Cooling Installation.

FIGURE 3-5. ENGINE VENT INSTALLATION

ENSTROM F-28/280 SERIES ILLUSTRATED PARTS CATALOG

FIGURE 3-5. ENGINE VENT INSTALLATION

ITEM NUMBER	PART NUMBER	DESCRIPTION	QTY PER ASSY	MODELS AFFECTED						
				F-28A	280	F-28C	280C	F-28F	280F	280FX
10	28-12145-1	. Breather Vent Hose	1	X	X	X	X	X	X	X
20	28-12140-1	. Breather Vent Tube	1	X	X	X	X	X	X	X
30	QS200-M10S	. Clamp	2	X	X	X	X	X	X	X
40	MS21919WDF12	. Clamp	2	X	X	X	X	X	X	X
50	MS35206-246	. Screw	1	X	X	X	X	X	X	X
50	AN515-8R10	. Screw (Superseded by MS35206-246)	1	X	X	X	X	X	X	X
60	NAS1149FN816P	. Washer	2	X	X	X	X	X	X	X
60	AN960-8L	. Washer (Superseded by NAS1149FN816P)	2	X	X	X	X	X	X	X
70	MS35338-42	. Lock Washer	1	X	X	X	X	X	X	X
70	AN935-8	. Lock Washer (Superseded by MS35338-42)	1	X	X	X	X	X	X	X
80	MS35649-282	. Nut	1	X	X	X	X	X	X	X
80	AN340-8	. Nut (Superseded by MS35649-282)	1	X	X	X	X	X	X	X
90*	LW-13807	. Sniffer Valve Assembly	2			X	X	X	X	X
-	MS28775-015	. O-Ring (Inside Sniffer Valve)	2			X	X	X	X	X
100	28-121000-19	. Sniffer Valve Drain Tube	2	X	X	X	X	X	X	X
110	QS100-M52S	. Clamp	2	X	X	X	X	X	X	X

* Obtain from Lycoming distributor.

ENSTROM F-28/280 SERIES ILLUSTRATED PARTS CATALOG

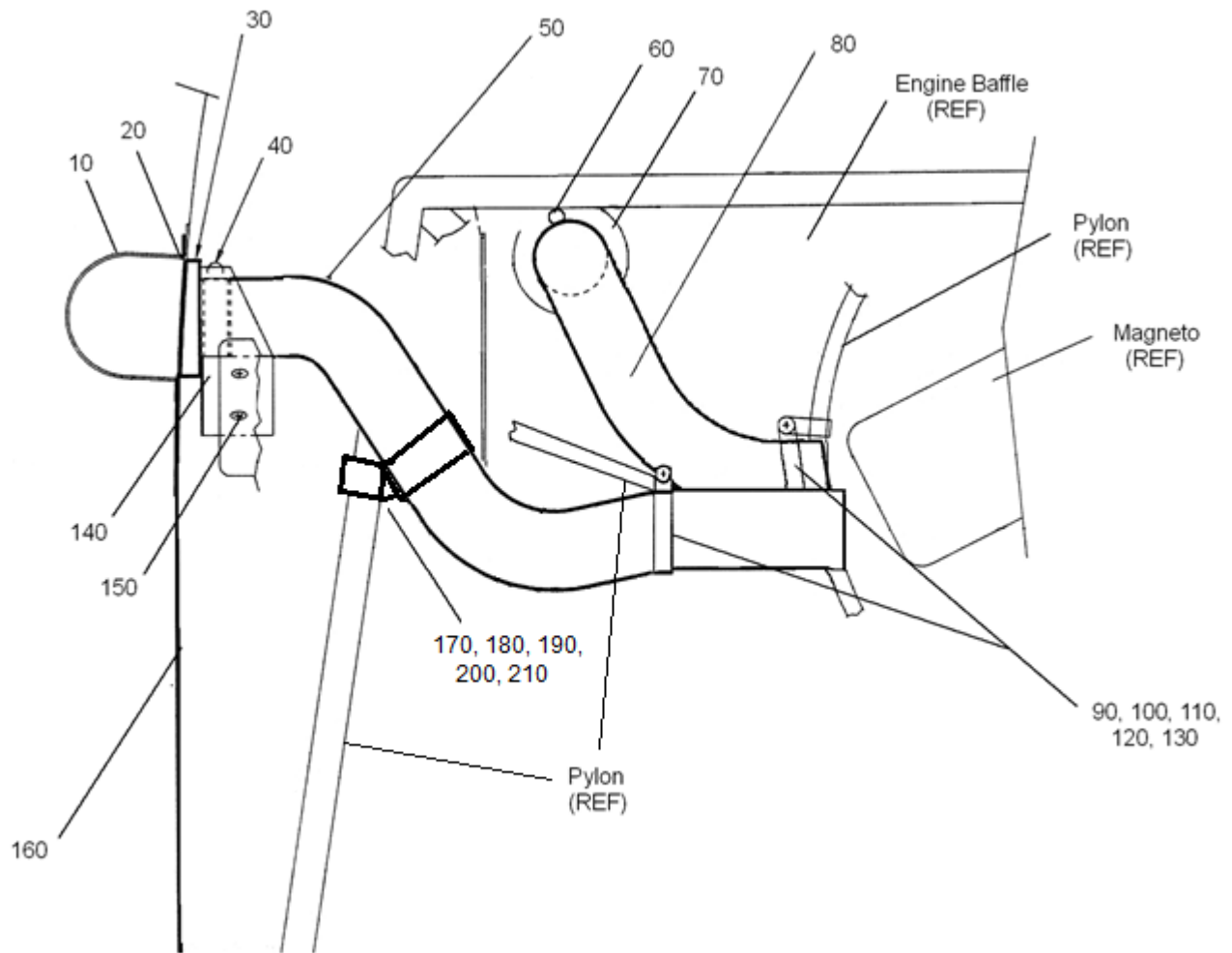


FIGURE 3-5A. MAGNETO COOLING INSTALLATION

ENSTROM F-28/280 SERIES ILLUSTRATED PARTS CATALOG

FIGURE 3-5A. MAGNETO COOLING INSTALLATION

ITEM NUMBER	PART NUMBER	DESCRIPTION	QTY PER ASSY	MODELS AFFECTED						
				F-28A	280	F-28C	280C	F-28F	280F	280FX
—*	28-22031-1	Magneto Blast Tube Install Magneto Cooling	REF			X	X	X	X	X
10	28-12706-11	. . Deflector - Hot Air	1			X	X	X	X	X
20	MS20470AD3-3	. . Rivet: Solid, 3/32" X 0.188"	6			X	X	X	X	X
30	28-22034-11	. Seal Foam Magneto	1			X	X	X	X	X
40	QS200-M24S	. Clamp, Hose, 1.0625-2.0" Dia	2			X	X	X	X	X
50	400-003	. Duct, Silicone/Fiberglass, 1.750"	24"			X	X	X	X	X
50	SCEET 7	. Duct, Silicone/Fiberglass, 1.750" (Superseded by 400-003)	24"			X	X	X	X	X
60	QS200-M24S	. Clamp, Hose, 1.0625-2.0" Dia	2			X	X	X	X	X
70	280-127505-17	. Stub Heat Duct	1			X	X	X	X	X
80	400-003	. Duct, Silicone/Fiberglass, 1.750"	12"			X	X	X	X	X
80	SCEET 7	. Duct, Silicone/Fiberglass, 1.750" (Superseded by 400-003)	12"			X	X	X	X	X
90	AN742D28	. Clamp, Loop	2			X	X	X	X	X
100	MS21919WDG14	. Clamp, Loop	2			X	X	X	X	X
110	MS35207-262	. Screw, Mach (Ph), 10-32 X 0.438	2			X	X	X	X	X
120	NAS1149F0332P	. Washer, Flat	2			X	X	X	X	X
130	MS21083N3	. Nut: Hex, 190-32 UNJF-3B Thin	2			X	X	X	X	X
140	28-01058-3	. Cooling Kit Assy	1			X	X	X	X	X
—	28-01058-15	. . Bracket Magneto Cooling	1			X	X	X	X	X
150	AN526-1032R8	. . Screw, Mach (Th) 10-32 x 0.500	2			X	X	X	X	X
160	28-22032-1	. Cowl Lower Center 280FX	1			X	X	X	X	X
160	28-114016-7	. Cowl Lower Center F28F	1			X	X	X	X	X
170	AN742D28	. Clamp	1	X	X	X	X	X	X	X
180	MS21919WDG12	. Clamp	1	X	X	X	X	X	X	X
190	MS35207-262	. Screw	1	X	X	X	X	X	X	X

ENSTROM F-28/280 SERIES ILLUSTRATED PARTS CATALOG

FIGURE 3-5A. MAGNETO COOLING INSTALLATION

ITEM NUMBER	PART NUMBER	DESCRIPTION	QTY PER ASSY	MODELS AFFECTED						
				F-28A	280	F-28C	280C	F-28F	280F	280FX
200	NAS1149F0332P	. Washer	1	X	X	X	X	X	X	X
210	MS21083N3	. Nut	1	X	X	X	X	X	X	X

* Customer Service use (excludes P/N 280-127505).

ENSTROM F-28/280 SERIES ILLUSTRATED PARTS CATALOG

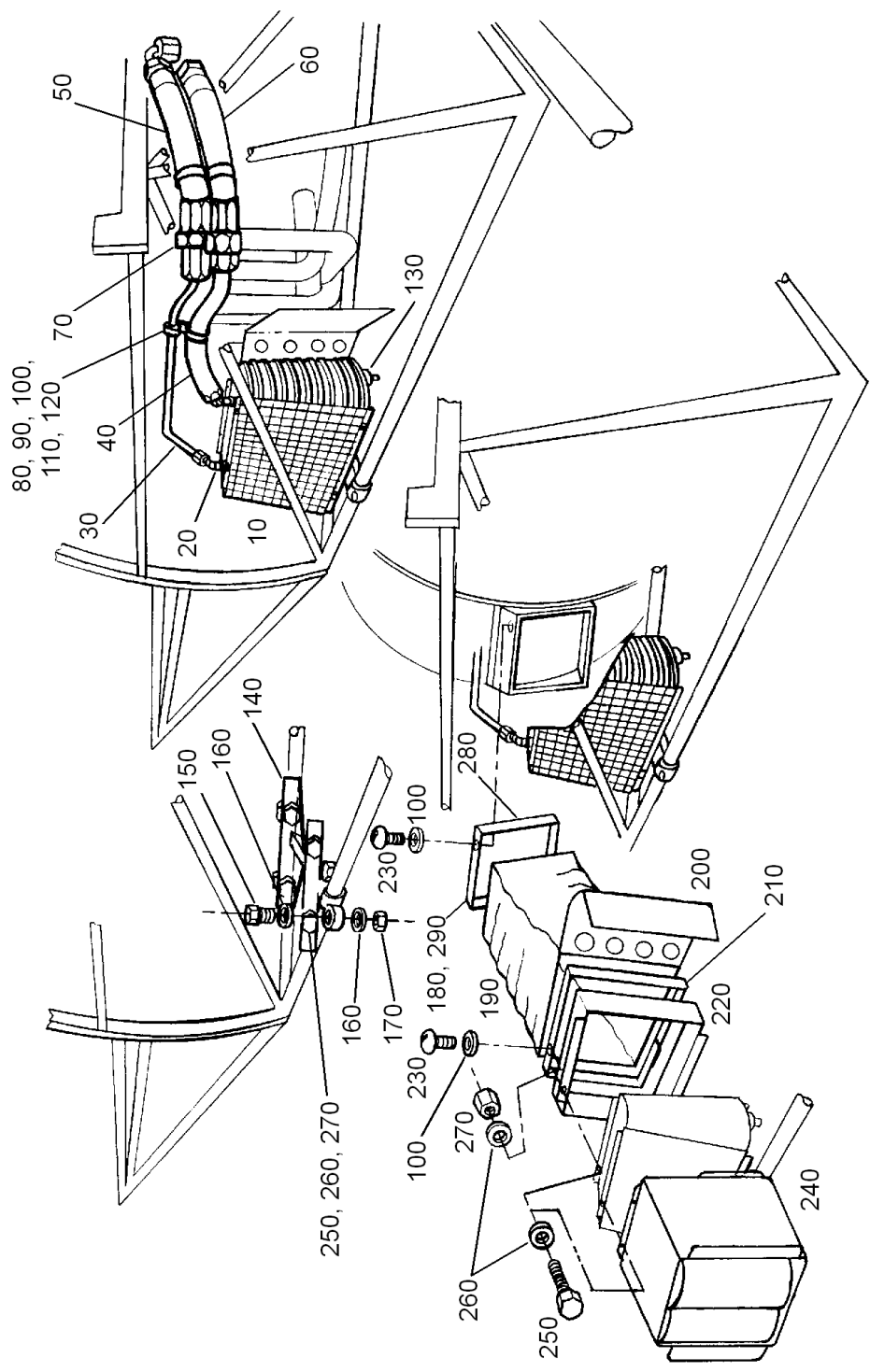


FIGURE 3-6. OIL COOLER INSTALLATION (A MODELS)

ENSTROM F-28/280 SERIES ILLUSTRATED PARTS CATALOG

FIGURE 3-6. OIL COOLER INSTALLATION (A MODELS)

ITEM NUMBER	PART NUMBER	DESCRIPTION	QTY PER ASSY	MODELS AFFECTED						
				F-28A	280	F-28C	280C	F-28F	280F	280FX
10	20042A	. Oil Cooler Assembly	1	X	X					
10	AP18AU06-02	. Oil Cooler Assembly (Superseded by 20042A)	1	X	X					
20	MS-20823-6D	. Elbow, 45 Degrees, Flared	2	X	X					
20	AN823-6-6D	. Elbow (Obsolete)	2	X	X					
30	28-12100-904	. Oil Cooler Line (Obsolete)	1	X	X					
40	28-12100-903	. Oil Cooler Line (Obsolete)	1	X	X					
50	601002-6-0180	. Aero Quip Hose Assembly	1	X	X					
50	624117-6-0180	. Aero Quip Hose Assembly (Superseded by 601002-6-0180)	1	X	X					
60	624100-6-0180	. Aero Quip Hose Assembly (Obsolete)	1	X	X					
70	AN815-6	. Union	2	X	X					
80	MS21919-DF12	. Clamp	A/R	X	X					
80	MS21919-DF6	. Clamp	A/R	X	X					
90	MS35206-246	. Screw	A/R	X	X					
90	AN515-8R10	. Screw (Superseded by MS35206-246)	A/R	X	X					
100	NAS1149FN816P	. Washer	A/R	X	X					
100	AN960-8L	. Washer (Superseded by NAS1149FN816P)	A/R	X	X					
110	MS35338-42	. Lock Washer	A/R	X	X					
110	AN935-8	. Lock Washer (Superseded by MS35338-42)	A/R	X	X					
120	MS35649-282	. Nut	A/R	X	X					
120	AN340-8	. Nut (Superseded by MS35649-282)	A/R	X	X					
130	CCA-1600	. Drain Valve	1	X	X					
140	28-11112-1	. Oil Cooler Mounting Assembly	1	X	X					

ENSTROM F-28/280 SERIES ILLUSTRATED PARTS CATALOG

FIGURE 3-6. OIL COOLER INSTALLATION (A MODELS)

ITEM NUMBER	PART NUMBER	DESCRIPTION	QTY PER ASSY	MODELS AFFECTED						
				F-28A	280	F-28C	280C	F-28F	280F	280FX
150	AN3-11A	. Bolt	4	X	X					
160	NAS1149F0363P	. Washer	8	X	X					
160	AN960-10	. Washer (Superseded by NAS1149FO363P)	8	X	X					
170	MS201044N3	. Nut	4	X	X					
170	AN365-1032A	. Nut (Superseded by MS201044N3)	4	X	X					
180	28-12623-1	. Bracket (Obsolete)	1	X						
190	28-12625-1	. Oil Cooler Boot	1	X						
190*	280-126002-1	. Oil Cooler Boot	1		X					
200	28-12626-13	. Heat Shield	1	X	X					
200	28-12626-1	. Heat Shield (Superseded by 28-12626-13)	1	X	X					
210	28-12624-1	. Retaining Strap (Obsolete)	1	X	X					
220	28-12618-5	. Air Duct Inlet	1	X	X					
220	28-12618-1	. Air Duct Inlet (Superseded by 28-12618-5)	1	X	X					
230	MS35206-244	. Screw	A/R	X	X					
230	AN515-8R7	. Screw (Superseded by MS35206-244)	A/R	X	X					
240*	280-126003-1	. Exit Duct Assembly	1		X					
250	AN3-4A	. Bolt	A/R	X	X					
260	NAS1149F0332P	. Washer	A/R	X	X					
260	AN960-10L	. Washer (Superseded by NAS1149F0332P)	A/R	X	X					
270	MS21044N3	. Nut	A/R	X	X					
270	AN365-1032A	. Nut (Superseded by MS21044N3)	A/R	X	X					
280*	280-126001-47	. Bracket	2		X					
290*	280-126001-45	. Bracket	2		X					

* Applicable to F-28A model aircraft equipped with the Exit Duct Assembly, P/N 280-126003-1.

ENSTROM F-28/280 SERIES ILLUSTRATED PARTS CATALOG

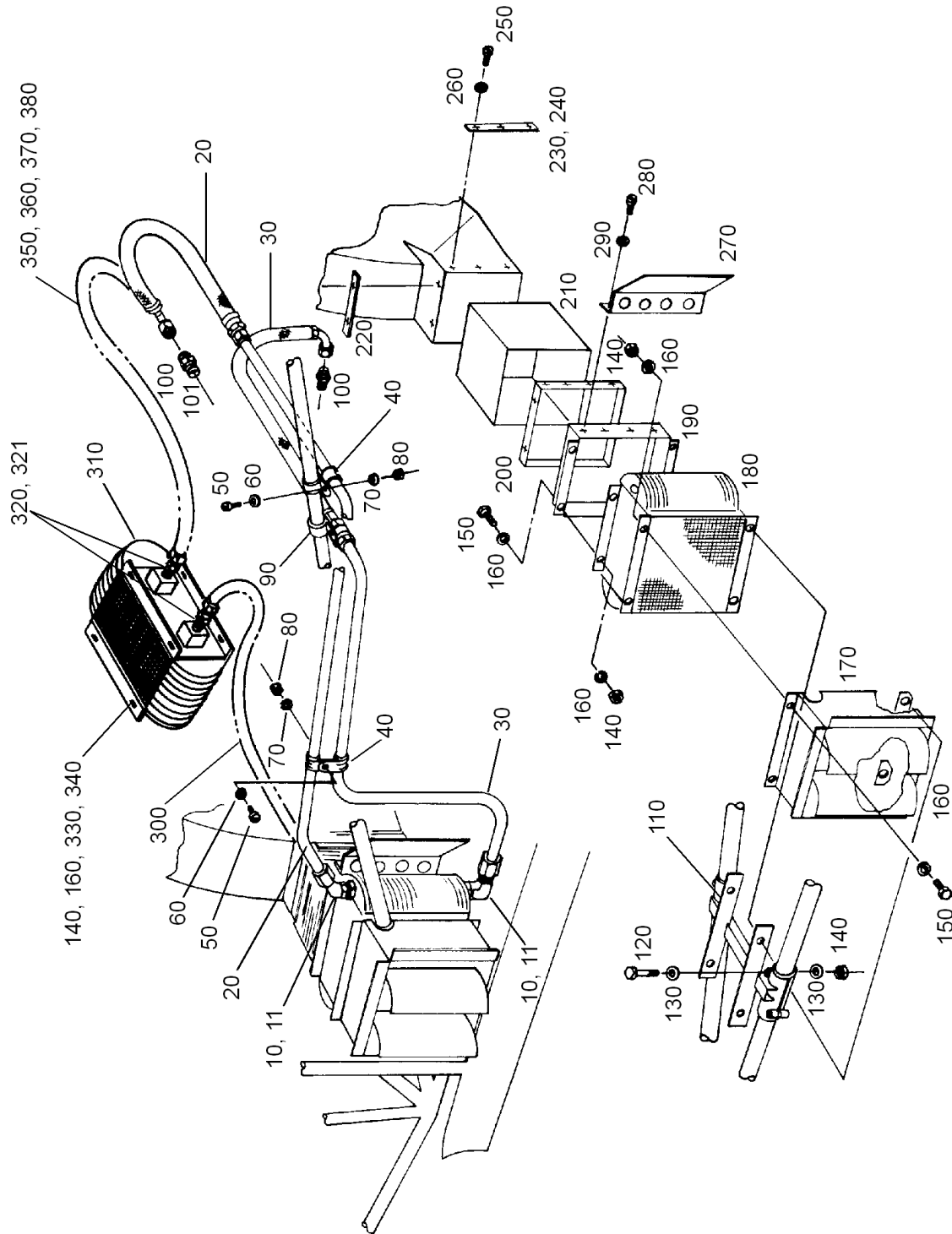


FIGURE 3-7. OIL COOLER INSTALLATION (C, F MODELS)

ENSTROM F-28/280 SERIES ILLUSTRATED PARTS CATALOG

FIGURE 3-7. OIL COOLER INSTALLATION (C, F MODELS)

ITEM NUMBER	PART NUMBER	DESCRIPTION	QTY PER ASSY	MODELS AFFECTED						
				F-28A	280	F-28C	280C	F-28F	280F	280FX
-	28-121000-901	Oil Cooler Assembly	REF					X	X	X
10	848-FSO-10-08	. Adapter	2			X	X	X	X	X
11	MS28778-8	. O-Ring, N507-90, 0.644	2			X	X	X	X	X
20	28-121013-1	. Oil Line Assembly	1			X	X			
30	28-121014-1	. Oil Line Assembly	1			X	X	X	X	X
40	MS21919WCJ18	. Clamp	A/R			X	X	X	X	X
40	MS21919WF18	. Clamp (Replaced by MS21919WCJ18)	A/R			X	X	X	X	X
50	MS35206-246	. Screw	A/R			X	X	X	X	X
50	AN515-8R10	. Screw (Superseded by MS35206-246)	A/R			X	X	X	X	X
60	NAS1149FN816P	. Washer	A/R			X	X	X	X	X
60	AN960-8L	. Washer (Superseded by NAS1149FN816P)	A/R			X	X	X	X	X
70	MS353630-42	. Washer	A/R			X	X	X	X	X
70	AN935-8	. Washer (Superseded by MS353630-42)	A/R			X	X	X	X	X
80	MS35649-282	. Nut	A/R			X	X	X	X	X
80	AN340-8	. Nut (Superseded by MS35649-282)	A/R			X	X	X	X	X
90	MS21919WCJ14	. Clamp	A/R			X	X	X	X	X
90	MS21919WF12	. Clamp (Replaced by MS21919WCJ14)	A/R			X	X	X	X	X
90	MS21919WF14	. Clamp	A/R			X	X	X	X	X
100	28-123017-1	. Adapter Assembly	2			X	X	X	X	X
101	MS28778-8	. O-Ring, N507-90, 0.644	1			X	X	X	X	X
110	28-11112-1	. Oil Cooler Mount Assembly	1			X	X	X	X	X
120	AN3-11A	. Bolt	4			X	X	X	X	X
130	NAS1149F0363P	. Washer	8			X	X	X	X	X
130	AN960-10	. Washer (Superseded by NAS1149F0363P)	8			X	X	X	X	X
140	MS21044N3	. Nut	17			X	X	X	X	X
140	AN365-1032A	. Nut (Superseded by MS21044N3)	17			X	X	X	X	X

ENSTROM F-28/280 SERIES ILLUSTRATED PARTS CATALOG

FIGURE 3-7. OIL COOLER INSTALLATION (C, F MODELS)

ITEM NUMBER	PART NUMBER	DESCRIPTION	QTY PER ASSY	MODELS AFFECTED						
				F-28A	280	F-28C	280C	F-28F	280F	280FX
150	NAS6603-4	. Bolt	A/R			X	X	X	X	X
150	AN3-4A	. Bolt (Replaced by NAS6603-4)	A/R			X	X	X	X	X
160	NAS1149F0332P	. Washer	A/R			X	X	X	X	X
160	AN960-10L	. Washer (Superseded by NAS1149F0332P)	A/R			X	X	X	X	X
170	280-126003-1	. Oil Cooler Exit Duct	1			X	X	X	X	X
180	20042A	. Oil Cooler	1			X	X	X	X	X
190	28-12618-5	. Air Duct Inlet	1			X	X			
190	28-12618-1	. Air Duct Inlet (Superseded by 28-12618-50)	1					X	X	X
200	28-12618-13	. Strap Oil Cooler Air Duct Inlet	2					X	X	X
200	28-12624-1	. Boot Retaining Strap (Superseded by 28-12618-13)	1			X	X			
210	280-126002-1	. Oil Cooler Boot	1			X	X	X	X	X
220	28-12654-11	. Fan Shroud	1					X	X	X
220	280-126001-45	. Strap (Obsolete)	2			X	X	X		
230	28-12654-13	. Fan Shroud	1					X	X	X
230	280-126001-47	. Strap (Obsolete)	2			X	X			
240	28-12664-11	. Fan Shroud	1					X	X	X
250	MS35206-244	. Screw	10			X	X			
250	AN515-8R7	. Screw (Superseded by MS35206-244)	10			X	X			
250	AN3-4A	. Bolt	8					X	X	X
260	NAS1149FN832P	. Washer	10			X	X			
260	AN960-8	. Washer (Superseded by NAS1149FN832P)	10			X	X			
260	NAS1149F0332P	. Washer	8					X	X	X
260	AN960-10L	. Washer (Superseded by NAS1149F0332P)	8					X	X	X
270	28-12626-13	. Heat Shield	1					X	X	X
270	28-12626-1	. Heat Shield (Superseded by 28-12626-13)	1			X	X			
280	MS35206-244	. Screw	A/R			X	X	X	X	X

ENSTROM F-28/280 SERIES ILLUSTRATED PARTS CATALOG

FIGURE 3-7. OIL COOLER INSTALLATION (C, F MODELS)

ITEM NUMBER	PART NUMBER	DESCRIPTION	QTY PER ASSY	MODELS AFFECTED						
				F-28A	280	F-28C	280C	F-28F	280F	280FX
280	AN515-8R7	. Screw (Superseded by MS35206-244)	A/R			X	X	X	X	X
290	NAS1149FN832P	. Washer	A/R			X	X	X	X	X
290	AN960-8	. Washer (Superseded by NAS1149FN832P)	A/R			X	X	X	X	X
300*	28-12151-1	. Oil Line	1			X	X	X	X	X
310*	20206A	. Oil Cooler	1			X	X	X	X	X
320*	6400 10-8	. Straight Thread Connector	2			X	X	X	X	X
320*	848-FSO-10-08	. Adapter (Replaced by 6400 10-8)	2			X	X	X	X	X
321	MS28778-8	. O-Ring, N507-90, 0.644	2			X	X	X	X	X
330*	NAS6603-4	. Bolt	5			X	X	X	X	X
330*	AN3-5A	. Bolt (Replaced by NAS6603-4)	5			X	X	X	X	X
340*	28-12160-11	. Spacer	2			X	X	X	X	X
350*	28-12150-1	. Aux Oil Cooler Hose	1			X	X	X	X	X
360*	AN503-416-28	. Screw	2			X	X	X	X	X
370*	28-12158-11	. Clamp	2			X	X	X	X	X
380	NAS43HT4-64	. Spacer	2			X	X	X	X	X

* Applicable to F-28A model aircraft equipped with the Exit Duct Assembly, P/N 280-126003-1.

ENSTROM F-28/280 SERIES ILLUSTRATED PARTS CATALOG

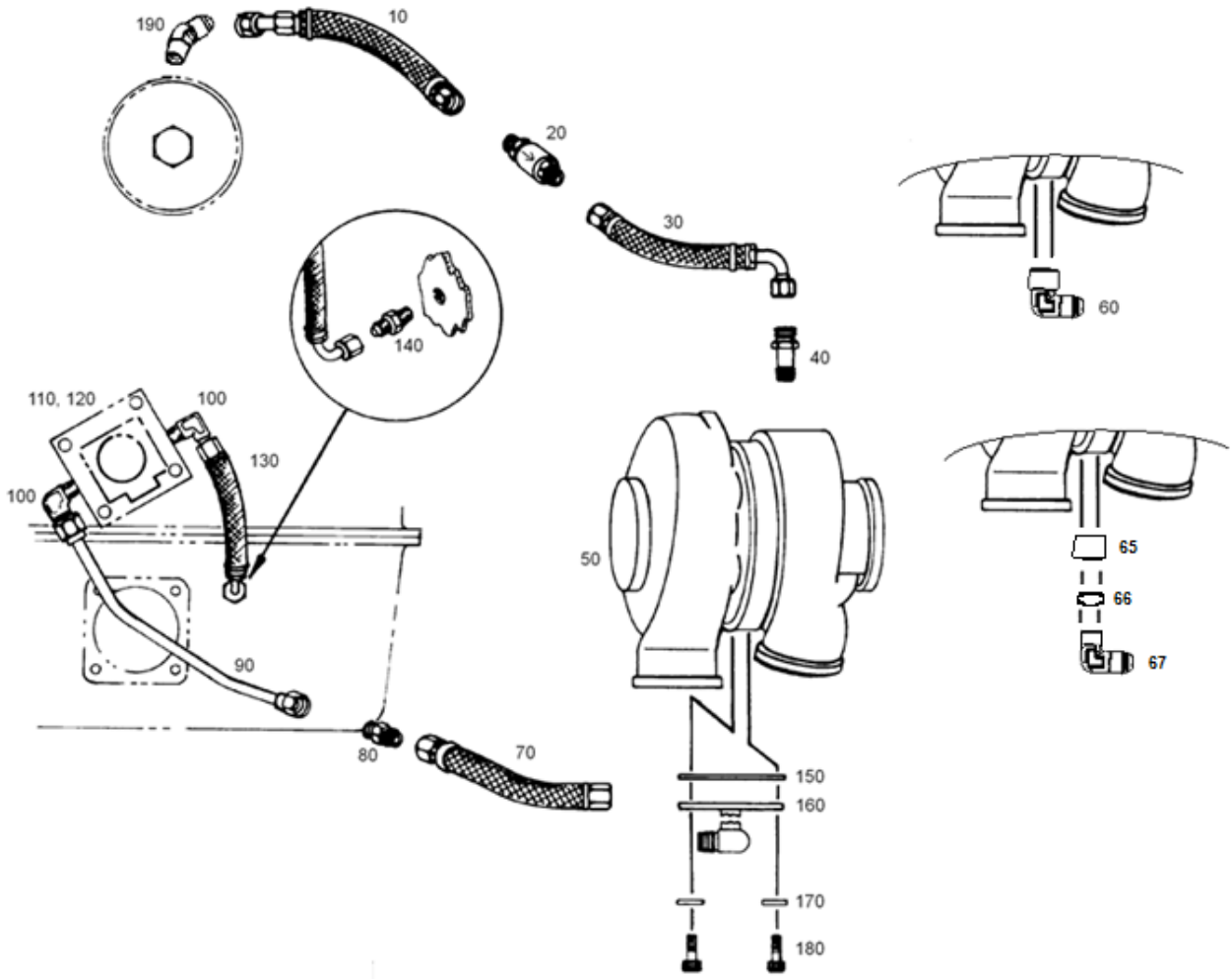


FIGURE 3-8. TURBOCHARGER OIL LINES

(C, F MODELS)

ENSTROM F-28/280 SERIES ILLUSTRATED PARTS CATALOG

FIGURE 3-8. TURBOCHARGER OIL LINES

ITEM NUMBER	PART NUMBER	DESCRIPTION	QTY PER ASSY	MODELS AFFECTED						
				F-28A	280	F-28C	280C	F-28F	280F	280FX
10	28-121011-3	. Hose Assembly	1			X	X	X	X	X
20†	28-12134-15	. Check Valve	1			X	X	X	X	X
20	28-12134-13	. Check Valve (Superseded by 28-12134-15)	1			X	X	X	X	X
20	488-4D28-20	. Check Valve (Superseded by 28-12134-13)	1			X	X	X	X	X
30	28-121005-19	. Hose Assembly	1			X	X	X	X	X
40	AN816-4	. Nipple	1			X	X	X	X	X
40	AN816-4D	. Union, Aluminum (Superseded by AN816-4)	1			X	X	X	X	X
40	28-121012-11	. Oil Inlet Adapter (Obsolete)	1			X	X			
50	600700-0000	. Turbocharger	1			X	X	X	X	X
50	3BT5EE10J2	. Turbocharger (Superseded by 600700-0000)	1			X	X	X	X	X
50	325E10-2	. Turbocharger (Superseded by 3BT5EE10J2)	1			X	X			
60♦	28-12155-1	. Fitting (Replaces Items 150, 160, 170, and 180)	1			X	X	X	X	X
—*	28-12134-991	. Turbocharger Drain Fitting Kit	1					X		X
65*	28-12155-15	. . Adapter	1					X		X
66**	3-904 V0894-90	. . O-ring	1					X		X
67**	6-4 C5OX-S	. . Elbow	1					X		X
—**	28-125082-3	. . Bracket Weldment	1					X		X
70	28-124003-5	. Hose Assembly	1			X	X	X	X	X
80	AN815-6	. Union	1			X	X	X	X	X
90	28-121009-3	. Line Assembly Turbo Drain	1			X	X	X	X	X
100	MS20822-6-6	. Elbow Fitting	2			X	X	X	X	X
110	101678-0002	. Pump, Turbocharger Oil Scavenge	1			X	X	X	X	X
110	RJ-1045-2	. Pump, Turbocharger Oil Scavenge (Superseded by 101678-0002)	1			X	X	X	X	X
120	AS3494-01	. Gasket, Fuel Pump	2			X	X	X	X	X

ENSTROM F-28/280 SERIES ILLUSTRATED PARTS CATALOG

FIGURE 3-8. TURBOCHARGER OIL LINES

ITEM NUMBER	PART NUMBER	DESCRIPTION	QTY PER ASSY	MODELS AFFECTED						
				F-28A	280	F-28C	280C	F-28F	280F	280FX
120	1691-C	. Gasket, Fuel Pump (Superseded by AS3494-01)	2			X	X	X	X	X
130	28-121011-1	. Hose Assembly	1			X	X	X	X	X
140	MS51500-B6-8	. Adapter	1			X	X	X	X	X
150	RJ-0370	. Gasket (No longer used)	1			X	X			
160*	28-125008-1	. Oil Drain Fitting Assembly (No longer used)	1			X	X			
170	NAS1149C0632R	. Washer (No longer used)	2			X	X			
170	AN960C616L	. Washer (No longer used)	2			X	X			
180	MS24674-45	. Bolt (No longer used)	2			X	X			
190	ECD110-11	. Restricted Fitting, Oil Gauge	1			X	X	X	X	X
190	02A22619	. Restricted Fitting, Oil Gauge (Alternate)	1			X	X	X	X	X

◆ Eligible: F-28C S/N 304, 331 – 508; 280C S/N 1020, 1023 – 1227; 280F S/N 1212, 1500 – 1519; F-28F S/N 509 – 831; 280FX S/N 2001 – 2146.

* Effective: F-28F S/N 832 and subsequent; 280FX S/N 2147 and subsequent.
 Eligible: F-28C all S/N; 280C all S/N; F-28F S/N 509 and subsequent; 280FX S/N 2001 and subsequent if bracket P/N 28-125082-3 is installed (replacing P/N 28-125082-1). See Figure 3-29.

** Used with 28-12155-15 only.

† Effectivity F-28F/280FX S/N 833, 2169 and subsequent; Eligibility F-28C/280C all S/N, F-28F/280FX S/N 509, 2001 and subsequent.

ENSTROM F-28/280 SERIES ILLUSTRATED PARTS CATALOG

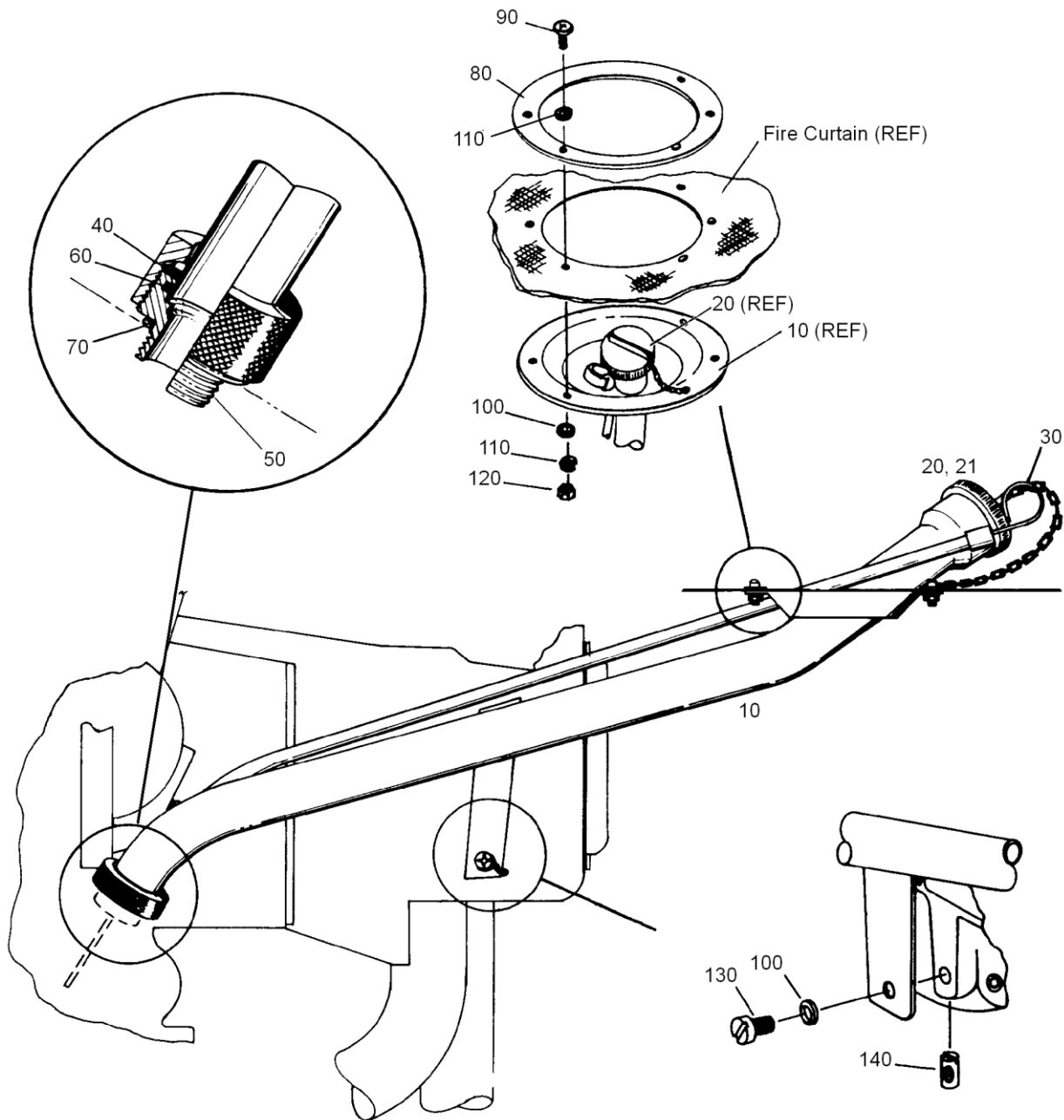


FIGURE 3-9. OIL FILL TUBE INSTALLATION

ENSTROM F-28/280 SERIES ILLUSTRATED PARTS CATALOG

FIGURE 3-9. OIL FILL TUBE INSTALLATION

ITEM NUMBER	PART NUMBER	DESCRIPTION	QTY PER ASSY	MODELS AFFECTED						
				F-28A	280	F-28C	280C	F-28F	280F	280FX
10	28-12112-5	. Tube Assembly Oil Fill	1			X	X	X	X	X
10	28-12118-2	. Tube Assembly Oil Fill (Superseded by 28-12112-5)	1	X	X	X	X	X	X	X
10	28-12112-4	. Oil Fill Tube Assembly (Superseded by 28-12112-2)	1	X	X					
20	28-12122-1	. . Cap Assembly	1	X	X	X	X	X	X	X
21	1239	. . Oil Filler Cap Gasket	1	X	X	X	X	X	X	X
30	28-12125-1	. . Dip Stick Assembly	1	X	X					
30	28-121001-1	. . Dip Stick Assembly	1			X	X	X	X	X
40	2-218	. O-Ring	1	X	X	X	X	X	X	X
40	MS28775-218	. O-Ring (Alternate to 2-218)	1	X	X	X	X	X	X	X
50	28-12116-11	. Engine Adaptor	1	X	X	X	X	X	X	X
60	2-026	. O-Ring	1	X	X	X	X	X	X	X
60	MS28775-026	. O-Ring (Alternate to 2-026)	1	X	X	X	X	X	X	X
70	2-214	. O-Ring	1	X	X	X	X	X	X	X
70	MS28775-214	. O-Ring (Alternate to 2-214)	1	X	X	X	X	X	X	X
80	28-12127-11	. Ring, Support Scupper Oil	1	X	X	X	X	X	X	X
90	MS35206-244	. Screw	6	X	X	X	X	X	X	X
90	AN517-8R7	. Screw (Superseded by MS35206-244)	6	X	X	X	X	X	X	X
100	NAS1149FN816F	. Washer	13	X	X	X	X	X	X	X
100	AN960-8L	. Washer (Superseded by NAS1149FN816F)	13	X	X	X	X	X	X	X
110	MS35338-42	. Lock Washer	6	X	X	X	X	X	X	X
110	AN935-8	. Lock Washer (Superseded by MS35338-42)	6	X	X	X	X	X	X	X
120	MS35649-282	. Nut	6	X	X	X	X	X	X	X
120	AN340-832	. Nut (Superseded by MS35649-282)	6	X	X	X	X	X	X	X
130	AN502-10-8	. Screw	1	X	X	X	X	X	X	X

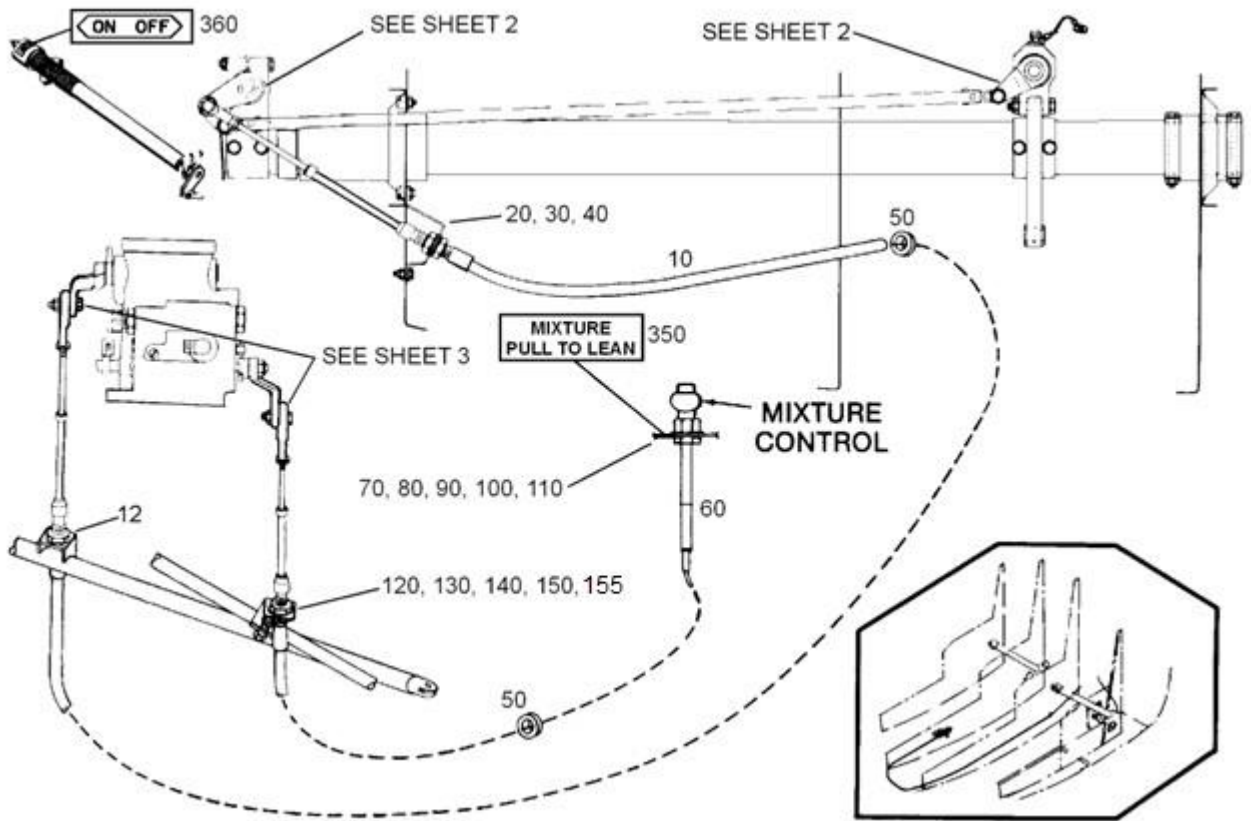
ENSTROM F-28/280 SERIES ILLUSTRATED PARTS CATALOG

FIGURE 3-9. OIL FILL TUBE INSTALLATION

ITEM NUMBER	PART NUMBER	DESCRIPTION	QTY PER ASSY	MODELS AFFECTED						
				F-28A	280	F-28C	280C	F-28F	280F	280FX
140*	65614	. Plug, Attaching	1	X	X	X	X	X	X	X
150	NAS1149F0332P	. Washer, Flat	1	X	X	X	X	X	X	X

* Obtain from Lycoming Distributor.

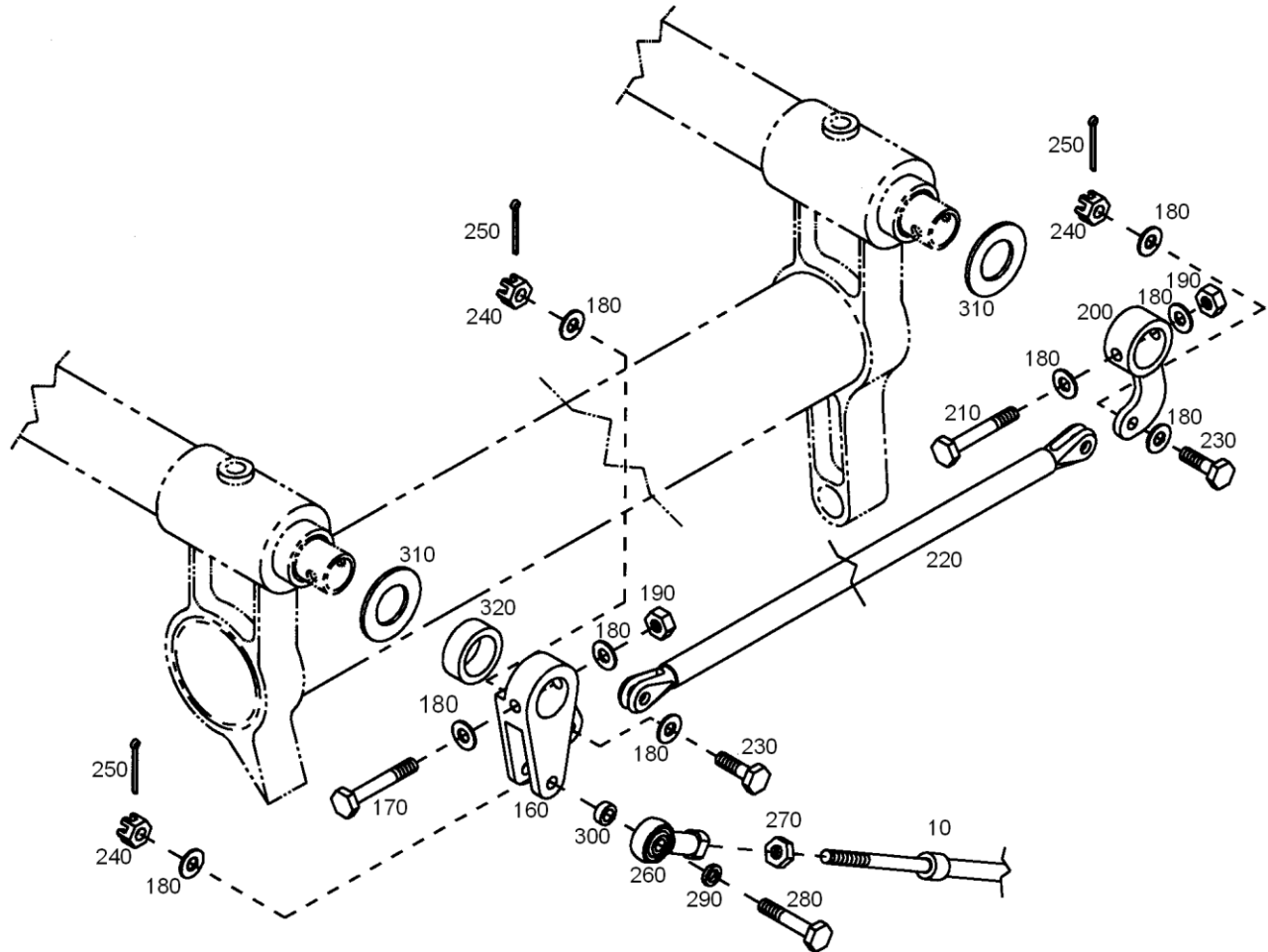
ENSTROM F-28/280 SERIES ILLUSTRATED PARTS CATALOG



Sheet 1 of 3

FIGURE 3-10. THROTTLE AND MIXTURE CONTROL INSTALLATION (A, C MODELS)

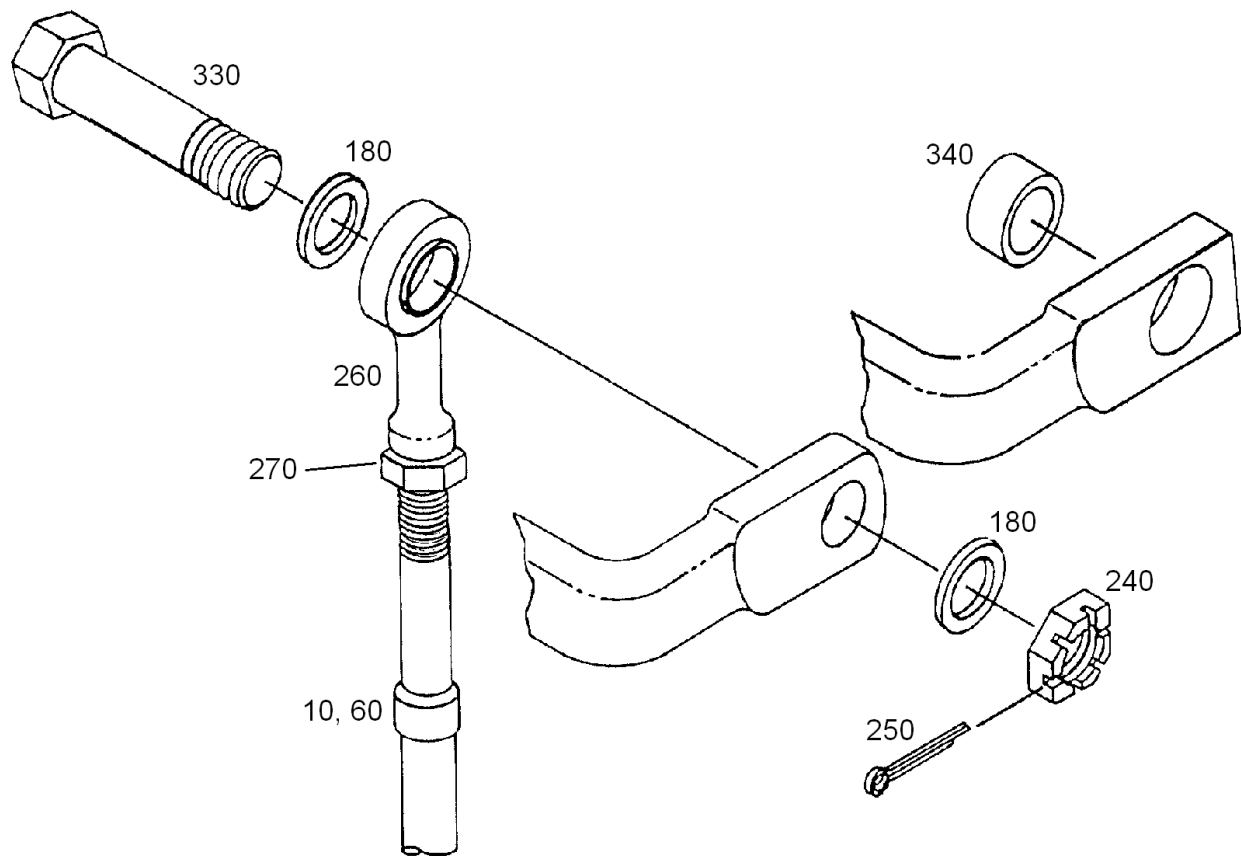
ENSTROM F-28/280 SERIES ILLUSTRATED PARTS CATALOG



Sheet 2 of 3

FIGURE 3-10. THROTTLE AND MIXTURE CONTROL INSTALLATION (A, C MODELS)

ENSTROM F-28/280 SERIES ILLUSTRATED PARTS CATALOG



Sheet 3 of 3

FIGURE 3-10. THROTTLE AND MIXTURE CONTROL INSTALLATION (A, C MODELS)

ENSTROM F-28/280 SERIES ILLUSTRATED PARTS CATALOG

FIGURE 3-10. THROTTLE AND MIXTURE CONTROL INSTALLATION (A, C MODELS)

ITEM NUMBER	PART NUMBER	DESCRIPTION	QTY PER ASSY	MODELS AFFECTED						
				F-28A	280	F-28C	280C	F-28F	280F	280FX
10	65-4527-2229	. Throttle Control Cable	1	X	X	X	X			
20	28-16447-1	. Bracket (Obsolete)	1	X		X				
20	280-113006-19	. Throttle Bracket (Obsolete)	1		X		X			
30	AN3-4A	. Bolt	4	X	X	X	X			
40	MS21044N3	. Nut	4	X	X	X	X			
40	AN365-1032A	. Nut (Superseded by MS21044N3)	4	X	X	X	X			
50	AN931-5-9	. Grommet	3		X	X	X			
60	57-3255-2121	. Mixture Control Cable	1	X	X	X	X			
60	3A1535-B96-A100	. Mixture Control Cable (Obsolete)	1	X						
60	3A-3140	. Mixture Control Cable (Obsolete)	1	X						
70*	28-164001-1	. Bracket	1	X		X				
70**	28-16405-1	. Bracket	1	X						
80	AN526-832R7	. Screw	4	X		X				
80	AN526-8R7	. Screw (Superseded by AN526-832R7)	4	X		X				
90	NAS1149FN816P	. Washer	8	X		X				
90	AN960-8L	. Washer (Superseded by NAS1149FN816P)	8	X		X				
100	MS21044N08	. Nut	4	X		X				
100	AN365-832A	. Nut (Superseded by MS21044N08)	4	X		X				
110	NAS1149F1232P	. Washer	1	X	X	X	X			
110	AN960-1216L	. Washer (Superseded by NAS1149F1232P)	1	X	X	X	X			
110**	NAS1149F0632P	. Washer	1	X						
110**	AN960-616L	. Washer (Superseded by NAS1149F0632P)	1	X						
120	NAS1149F0732P	. Washer	2	X	X	X	X			
120	AN960-716L	. Washer (Superseded by NAS1149F0732P)	2	X	X	X	X			
130	28-111004-1	. Bracket	1			X	X			
140	AN3-10A	. Bolt	2			X	X			

ENSTROM F-28/280 SERIES ILLUSTRATED PARTS CATALOG

FIGURE 3-10. THROTTLE AND MIXTURE CONTROL INSTALLATION (A, C MODELS)

ITEM NUMBER	PART NUMBER	DESCRIPTION	QTY PER ASSY	MODELS AFFECTED						
				F-28A	280	F-28C	280C	F-28F	280F	280FX
150	NAS1149F0332P	. Washer	4			X	X			
150	AN960-10L	. Washer (Superseded by NAS1149F0332P)	4			X	X			
155	AN365-1032A	. Nut	2			X	X			
160	28-16168-1	. Bellcrank (Pilot)	1	X	X	X	X			
170	AN3-13A	. Bolt	1	X	X	X	X			
180	NAS1149F0332P	. Washer	13	X	X	X	X			
180	AN960-10L	. Washer (Superseded by NAS1149F0332P)	13	X	X	X	X			
190	MS21044N3	. Nut	2	X	X	X	X			
190	AN364-1032A	. Nut (Superseded by MS21044N3)	2	X	X	X	X			
200	28-16407-1	. Bellcrank (Copilot)	1	X	X	X	X			
210	AN3-12A	. Bolt	1	X	X	X	X			
220	28-16401-1	. Tie Rod Assembly	1	X		X				
220	28-16401-5	. Tie Rod Assembly	1		X		X			
230	AN3-5	. Bolt	2	X	X	X	X			
240	MS17825-3	. Nut	5	X	X	X	X			
240	F12-NE-4753-02	. Nut (Superseded by MS17825-3)	5	X	X	X	X			
250	MS24665-151	. Cotter Pin	5	X	X	X	X			
250	AN381-2-8	. Cotter Pin (Superseded by MS24665-151)	5	X	X	X	X			
260	HFVV-3M	. Rod End	3	X	X	X	X			
270	AN315-3R	. Nut	3	X	X	X	X			
280	AN3-10	. Bolt	1	X	X	X	X			
290	28-16403-1	. Spacer (Obsolete)	1	X	X	X	X			
300	28-16404-1	. Spacer, Rod End	1	X	X	X	X			
310≡	G08DU	. Washer	1	X	X					
310≡	G08DU	. Washer	2			X	X			
320	28-16006-1	. Spacer (Obsolete)	1			X	X			
330	AN3-7	. Bolt	2	X	X	X	X			

ENSTROM F-28/280 SERIES ILLUSTRATED PARTS CATALOG

FIGURE 3-10. THROTTLE AND MIXTURE CONTROL INSTALLATION (A, C MODELS)

ITEM NUMBER	PART NUMBER	DESCRIPTION	QTY PER ASSY	MODELS AFFECTED						
				F-28A	280	F-28C	280C	F-28F	280F	280FX
340†	28-164043-11	. Bushing	2	X	X	X	X			
350**	28-16449-1	. Placard, Full Mixture	1	X						
350	28-18075-1	. Placard, Pull For Idle	1	X	X	X	X			
360	28-16215-1	. Placard, ON-OFF	1	X	X	X	X			

* Use with "wide" instrument panel.

** Use with obsolete mixture control cable, P/N 3A1535-B96-A100 or 3A-3140.

† Only required if fuel injector throttle or mixture arms have a 0.25" bolt hole.

≡ See Appendix A for equivalent part information.

ENSTROM F-28/280 SERIES ILLUSTRATED PARTS CATALOG

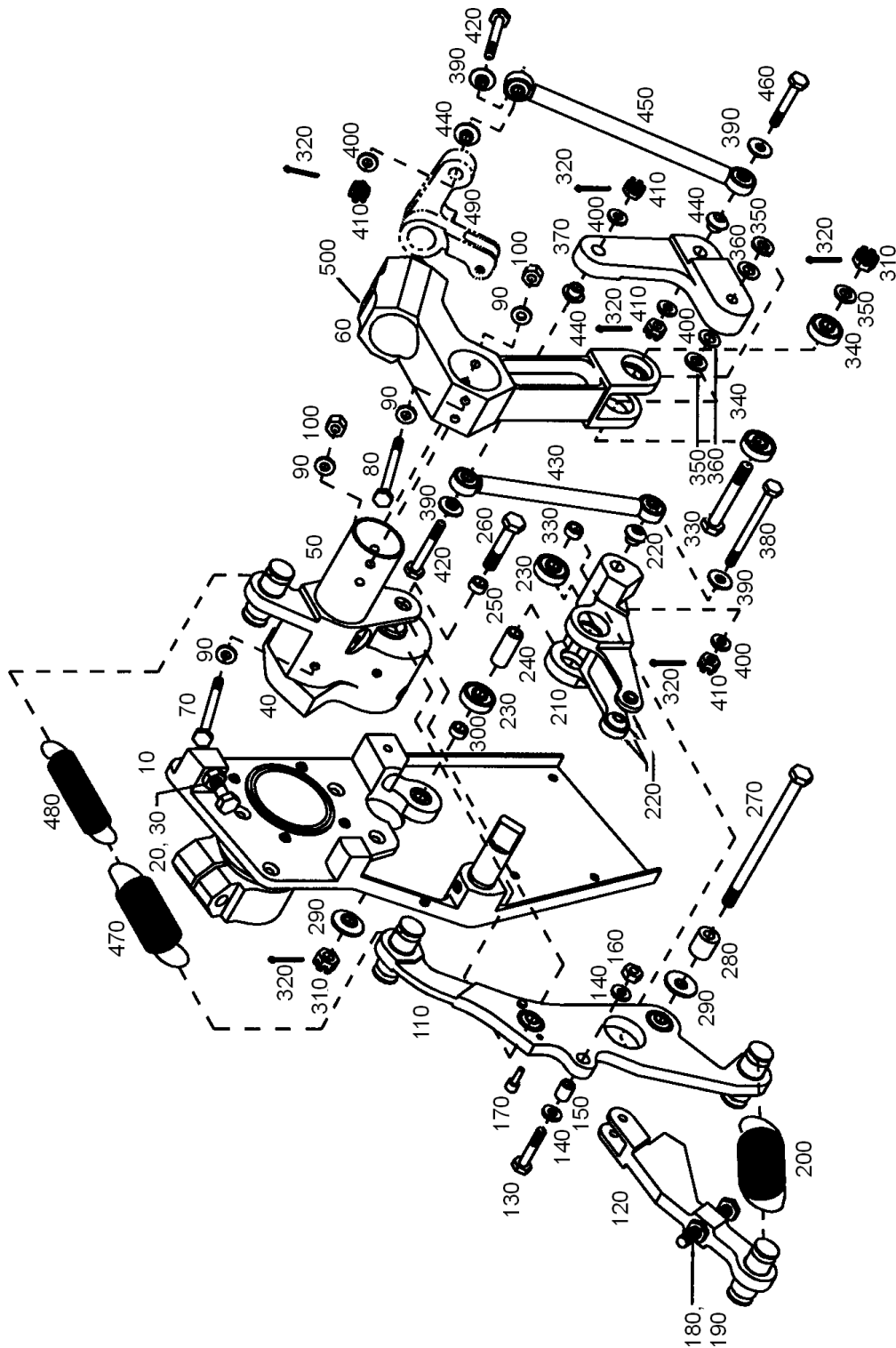


FIGURE 3-11. THROTTLE CORRELATOR ASSEMBLY (F MODELS)

ENSTROM F-28/280 SERIES ILLUSTRATED PARTS CATALOG

FIGURE 3-11. THROTTLE CORRELATOR ASSEMBLY (F MODELS)

ITEM NUMBER	PART NUMBER	DESCRIPTION	QTY PER ASSY	MODELS AFFECTED						
				F-28A	280	F-28C	280C	F-28F	280F	280FX
10	28-16096-3	. Plate Assembly	1					X	X	X
10	28-16096-1	. Plate Assembly (Superseded by 28-16096-3)	1					X	X	X
20	NAS428K4A16	. . Bolt	1					X	X	X
20	NAS428K4-16	. . Bolt (Superseded by NAS428K4A16)	1					X	X	X
-	AN316-4R	. . Jam Nut	1					X	X	X
-	28-16080-901	. Offset Tube and Socket Assembly	1					X	X	X
40	28-16421-1	. . Offset Tube Assembly	1					X	X	X
50	28-16088-13	. . Tube	1					X	X	X
60	28-16409-15	. . Socket Control Throttle	1					X	X	X
60	28-16409-13	. . Socket Control Throttle (Replaced by 28-16409-15)	1					X	X	X
70	AN173-17A	. . Bolt	2					X	X	X
80	AN173-21A	. . Bolt	2					X	X	X
90	NAS1149F0363P	. . Washer	8					X	X	X
90	AN960-10	. . Washer (Superseded by NAS1149F0363P)	8					X	X	X
100	MS21044N3	. . Nut	4					X	X	X
100	AN365-1032A	. . Nut (Superseded by MS21044N3)	4					X	X	X
-	28-16478-3	. Pivot Support Assembly	1					X	X	X
-	28-16478-5	. Pivot Support Assembly (Superseded by 28-16478-3)	1					X	X	X
110	28-16479-13	. . Pivot Support Plate	1					X	X	X
120	28-16484-11	. . Clapper	1					X	X	X
130	NAS6603-10	. . Bolt	1					X	X	X
130	AN3-10A	. . Bolt (Superseded by NAS6603-10)	1					X	X	X
140	NAS1149F0363P	. . Washer	2					X	X	X
140	AN960-10	. . Washer (Superseded by NAS1149F0363P)	2					X	X	X
150	28-16476-2	. . Bushing	1					X	X	X

ENSTROM F-28/280 SERIES ILLUSTRATED PARTS CATALOG

FIGURE 3-11. THROTTLE CORRELATOR ASSEMBLY (F MODELS)

ITEM NUMBER	PART NUMBER	DESCRIPTION	QTY PER ASSY	MODELS AFFECTED						
				F-28A	280	F-28C	280C	F-28F	280F	280FX
160	MS21083N3	. . Nut	1					X	X	X
160	AN364-1032A	. . Nut (Superseded by MS21083N3)	1					X	X	X
170	28-16098-11	. . Stop Pin	2					X	X	X
180	NAS428K4-16	. . Bolt	1					X	X	X
190	AN316-4R	. . Nut	1					X	X	X
200	MS24586-C346	. . Spring	2					X	X	X
-	28-16481-5	. Output Lever Assembly	1					X	X	X
210	28-16482-13	. . Output Lever	1					X	X	X
220	28-16473-1	. . Bushing	3					X	X	X
230	KP4A	. . Bearing	2					X	X	X
240	28-16477-1	. Spacer	1					X	X	X
250	28-16476-3	. Bushing	1					X	X	X
260	AN4H-12A	. Bolt	1					X	X	X
270	NAS6604D56	. Bolt	1					X	X	X
270	AN4-37	. Bolt (Superseded by NAS6604D56)	1					X	X	X
280	28-16074-11	. Spacer	1					X	X	X
290	28-16087-11	. Washer	2					X	X	X
300	28-16477-2	. Spacer	2					X	X	X
310	F12-NE-4753-048	. Nut	2					X	X	X
310	MS17825-4	. Nut (Alternate to F12-NE-4753-048)	2					X	X	X
320	MS24665-151	. Cotter Pin	6					X	X	X
320	AN381-2-8	. Cotter Pin (Superseded by MS24665-151)	6					X	X	X
330	NAS6604D21	. Bolt	1					X	X	X
330	AN4-16	. Bolt (Superseded by NAS6604D21)	1					X	X	X
340	KP4A	. Bearing	2					X	X	X
350	NAS1149F0463P	. Washer	3					X	X	X

ENSTROM F-28/280 SERIES ILLUSTRATED PARTS CATALOG

FIGURE 3-11. THROTTLE CORRELATOR ASSEMBLY (F MODELS)

ITEM NUMBER	PART NUMBER	DESCRIPTION	QTY PER ASSY	MODELS AFFECTED						
				F-28A	280	F-28C	280C	F-28F	280F	280FX
350	AN960-416	. Washer (Superseded by NAS1149F0463P)	3					X	X	X
360	NAS1149F0432P	. Washer	2					X	X	X
360	AN960-416L	. Washer (Superseded by NAS1149F0432P)	2					X	X	X
370	28-16021-11	. Bellcrank	1					X	X	X
380	NAS6603D30	. Bolt	1					X	X	X
380	AN3-22	. Bolt (Superseded by NAS6603D30)	1					X	X	X
390	28-16087-13	. Washer	4					X	X	X
400	NAS1149F0363P	. . Washer	4					X	X	X
400	AN960-10	. . Washer (Superseded by NAS1149F0363P)	4					X	X	X
410	F12-NE-4753-02	. Nut	4					X	X	X
410	MS17825-3	. Nut (Alternate to F12-NE-4753-02)	4					X	X	X
420	NAS6603D16	. Bolt	2					X	X	X
420	AN3-13	. Bolt (Superseded by NAS6603D16)	2					X	X	X
430	28-16498-9	. Tie Rod	1					X	X	X
440	28-16473-1	. Bushing	3					X	X	X
450	28-16498-101	. Tie Rod Assembly	1					X	X	X
450*	28-16498-9	. Tie Rod	1					X		
460	NAS6603D14	. Bolt	1					X	X	X
460	AN3-12	. Bolt (Superseded by NAS6603D14)	1					X	X	X
470≡	MS24586C311	. Spring	2					X	X	X
480≡	MS24586C234	. Spring	2					X	X	X
490	28-16022-11	. Bell Crank	1					X	X	X
500	28-16011-1	. Bolt Control Collective	1					X	X	X
-	NAS1149F0532P	. Washer, Flat	1					X	X	X
-	28-113107-11	. Throttle Correlator Spacer (0.032")	A/R					X	X	X

ENSTROM F-28/280 SERIES ILLUSTRATED PARTS CATALOG

FIGURE 3-11. THROTTLE CORRELATOR ASSEMBLY (F MODELS)

ITEM NUMBER	PART NUMBER	DESCRIPTION	QTY PER ASSY	MODELS AFFECTED						
				F-28A	280	F-28C	280C	F-28F	280F	280FX
-	28-113107-13	. Throttle Correlator Spacer (0.025")	A/R					X	X	X
-	28-113107-15	. Throttle Correlator Spacer (0.016")	A/R					X	X	X
-	28-113108-11	. Collective Stop Plate (0.032")	A/R					X	X	X
-	28-113108-13	. Collective Stop Plate (0.025")	A/R					X	X	X
-	28-113108-15	. Collective Stop Plate (0.016")	A/R					X	X	X

* Used on S/N 506, 507, and 509 through 736.

≡ See Appendix A for equivalent part information.

ENSTROM F-28/280 SERIES ILLUSTRATED PARTS CATALOG

|

INTENTIONALLY LEFT BLANK

ENSTROM F-28/280 SERIES ILLUSTRATED PARTS CATALOG

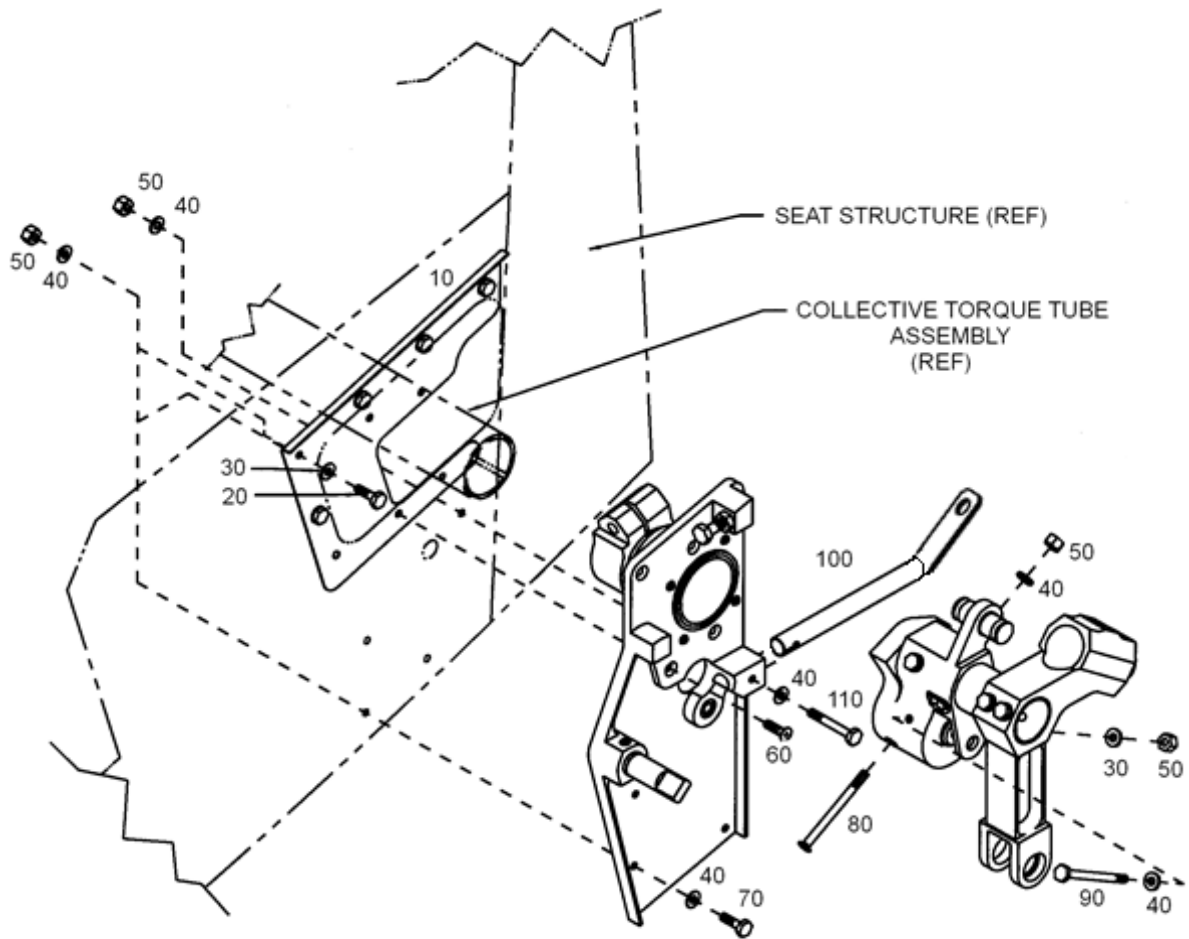


FIGURE 3-12. THROTTLE CORRELATOR INSTALLATION (F MODELS)

ENSTROM F-28/280 SERIES ILLUSTRATED PARTS CATALOG

FIGURE 3-12. THROTTLE CORRELATOR INSTALLATION (F MODELS)

ITEM NUMBER	PART NUMBER	DESCRIPTION	QTY PER ASSY	MODELS AFFECTED						
				F-28A	280	F-28C	280C	F-28F	280F	280FX
10	28-11298-13	. Doubler	1					X	X	X
20	AN3-4A	. Bolt	5					X	X	X
30	NAS1149F0363P	. Washer	6					X	X	X
30	AN960-10	. Washer (Superseded by NAS1149F0363P)	6					X	X	X
40	NAS1149F0332P	. Washer	16					X	X	X
40	AN960-10L	. Washer (Superseded by NAS1149F0332P)	16					X	X	X
50	MS21044N3	. Nut	16					X	X	X
50	AN365-1032A	. Nut (Superseded by MS21044N3)	16					X	X	X
60	MS24694-52	. Screw	4					X	X	X
70	AN3-5A	. Bolt	4					X	X	X
80	AN509-10R38	. Screw	1					X	X	X
80	MS24694-80	. Screw (Superseded by AN509-10R38)	1					X	X	X
90	AN3-23A	. Bolt	1					X	X	X
100*◇	28-16499-9	. Cable Support Assembly	1					X	X	X
100**◇	28-16499-101	. Cable Support Assembly	1					X	X	X
110	AN3-13A	. Bolt	1					X	X	X

* F-28F S/N 830 and prior; 280FX S/N 2136 and prior.

** F-28F S/N 831 and subsequent; 280FX S/N 2137 and subsequent.

◇ For related info, refer also to online Enstrom Tech Tip, (Engine) *Throttle Cable Installation Repair*.

ENSTROM F-28/280 SERIES ILLUSTRATED PARTS CATALOG

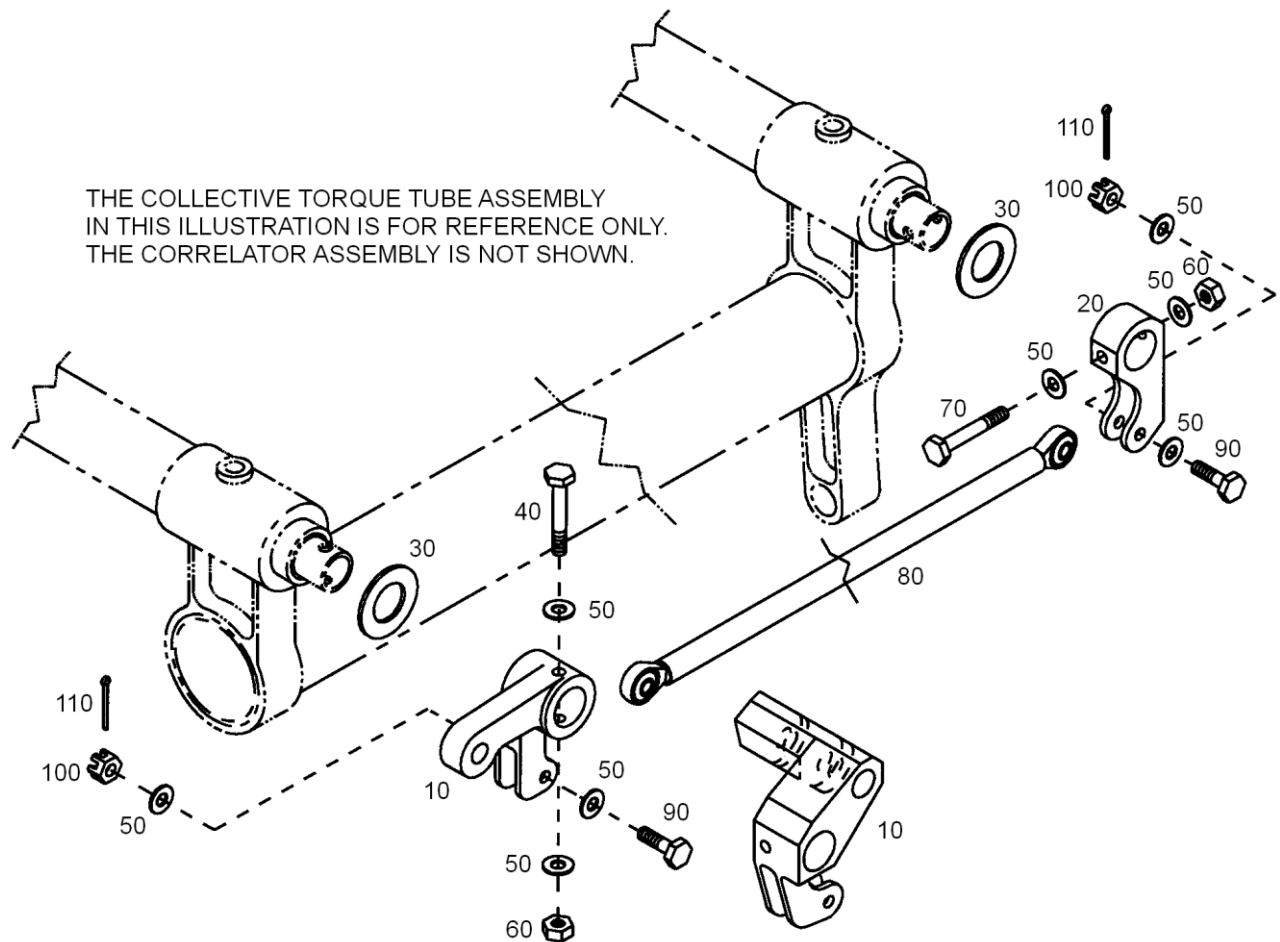


FIGURE 3-13. DUAL THROTTLE CONTROL INSTALLATION (F MODELS)

ENSTROM F-28/280 SERIES ILLUSTRATED PARTS CATALOG

FIGURE 3-13. DUAL THROTTLE CONTROL INSTALLATION (F MODELS)

ITEM NUMBER	PART NUMBER	DESCRIPTION	QTY PER ASSY	MODELS AFFECTED						
				F-28A	280	F-28C	280C	F-28F	280F	280FX
10	28-16022-11	. Bellcrank	1					X	X	X
10*	28-16493-13	. Bellcrank	1					X		X
10**	28-16493-11	. Bellcrank	1					X		X
20	28-16497-1	. Bellcrank Lever	1					X	X	X
30≡	G08DU	. Washer	2					X	X	X
40	AN3-13A	. Bolt	1					X	X	X
50	NAS1149F0332P	. Washer	8					X	X	X
50	AN960-10L	. Washer (Superseded by NAS1149F0332P)	8					X	X	X
60	MS21083N3	. Nut	2					X	X	X
60	AN364-1032A	. Nut (Superseded by MS21083N3)	2					X	X	X
70	AN3-12A	. Bolt	1					X	X	X
80	28-16498-7	. Tie Rod Assembly	1					X	X	X
80†	28-16498-101	. Tie Rod Assembly	1					X		X
90	AN3-6	. Bolt	2					X	X	X
100	MS17825-3	. Nut	2					X	X	X
100	F12-NE-4753-02	. Nut (Superseded by MS17825-3)	2					X	X	X
110	MS24665-151	. Cotter Pin	2					X	X	X
110	AN381-2-8	. Cotter Pin (Superseded by MS24665-151)	2					X	X	X

- * Used on S/N 704 and 706 through 736.
- ** Used on S/N 506, 507, 509 through 703, and 705.
- † Used on S/N 506, 507, 509 through 736.
- ≡ See Appendix A for equivalent part information.

ENSTROM F-28/280 SERIES ILLUSTRATED PARTS CATALOG

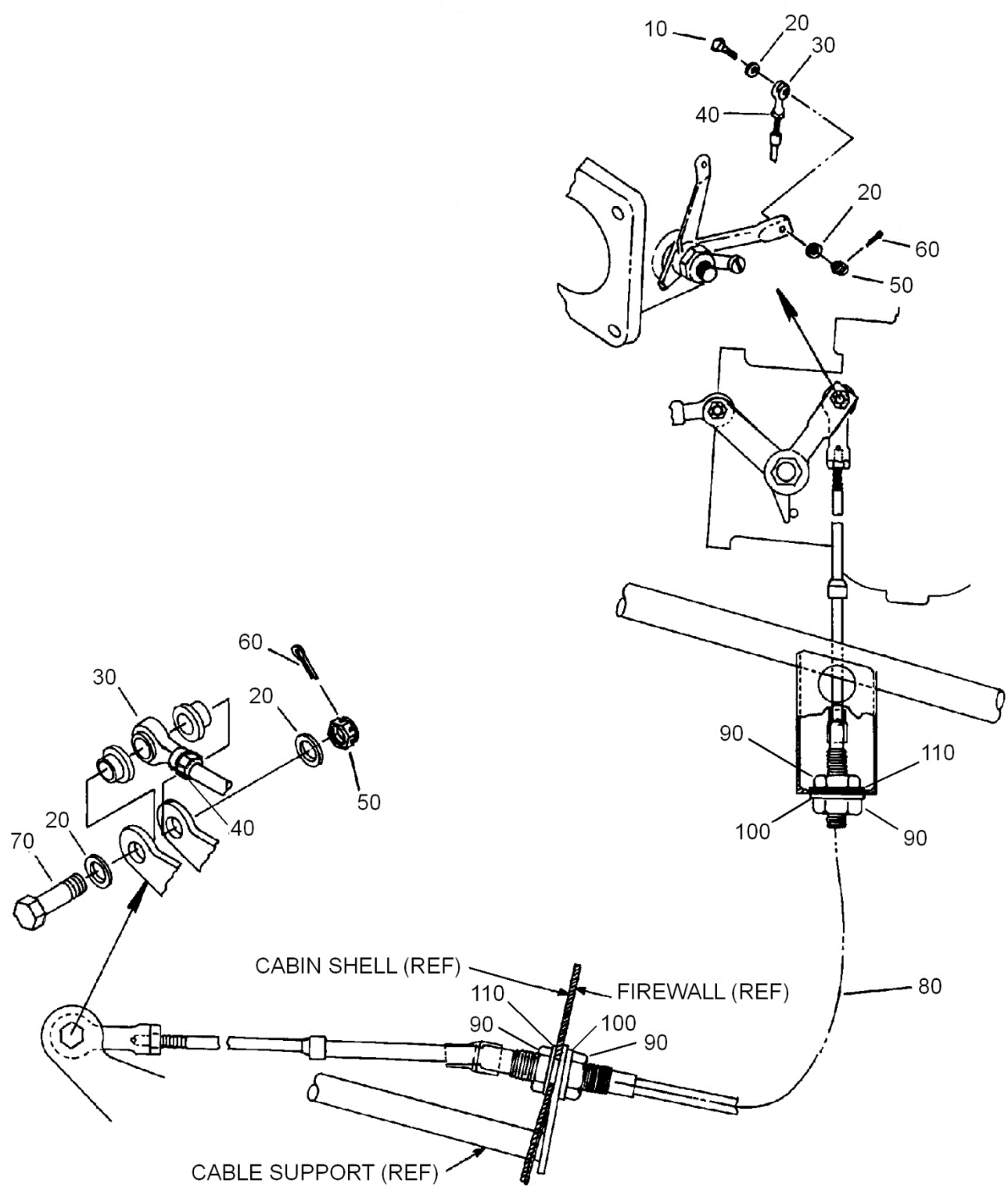


FIGURE 3-14. THROTTLE CABLE INSTALLATION (F MODELS)

ENSTROM F-28/280 SERIES ILLUSTRATED PARTS CATALOG

FIGURE 3-14. THROTTLE CABLE INSTALLATION (F MODELS)

ITEM NUMBER	PART NUMBER	DESCRIPTION	QTY PER ASSY	MODELS AFFECTED						
				F-28A	280	F-28C	280C	F-28F	280F	280FX
10	AN3-7	. Bolt	1					X	X	X
20	NAS1149F0332P	. Washer	4					X	X	X
20	AN960-10L	. Washer (Superseded by NAS1149F0332P)	4					X	X	X
—*	28-164043-11	. Bushing	A/R					X	X	X
30°	MW-3TM-29	. Rod End	2					X	X	X
30≡	HFVV3M	. Rod End (Superseded by MW-3TM-29)	2					X	X	X
40	AN315-3R	. Nut	2					X	X	X
40	AN316-3R	. Nut (Superseded by AN315-3R)	2					X	X	X
50	F12-NE-4753-02	. Nut	2					X	X	X
50	F12-NE-4527-02	. Nut (Superseded by F12-NE-4753-02)	2					X	X	X
60	MS24665-151	. Cotter Pin	2					X	X	X
60	AN381-2-8	. Cotter Pin (Superseded by MS24665-151)	2					X	X	X
70	AN3-13	. Bolt	1					X	X	X
80	65-4527-2229	. Throttle Control Cable	1					X	X	X
80	55-4527-1067	. Throttle Control Cable (Obsolete)	1					X	X	X
90	AN316-8R	. . Nut	4					X	X	X
90	AN316-7R	. . Nut (Superseded by AN316-8R)	4					X	X	X
100	AN936A716	. . Lock Washer	2					X	X	X
110	NAS1149F0732P	. Washer	2					X	X	X
110	AN960-716L	. Washer (Superseded by NAS1149F0732P)	2					X	X	X

* Used with bellcranks having a 0.25 inch diameter hole. (Refer to Figure 3-10, Sheet 3).

≡ See Appendix A for equivalent part information.

° MW-3TM-29 is the preferred part. HFVV3M may be used as an acceptable alternate.

ENSTROM F-28/280 SERIES ILLUSTRATED PARTS CATALOG

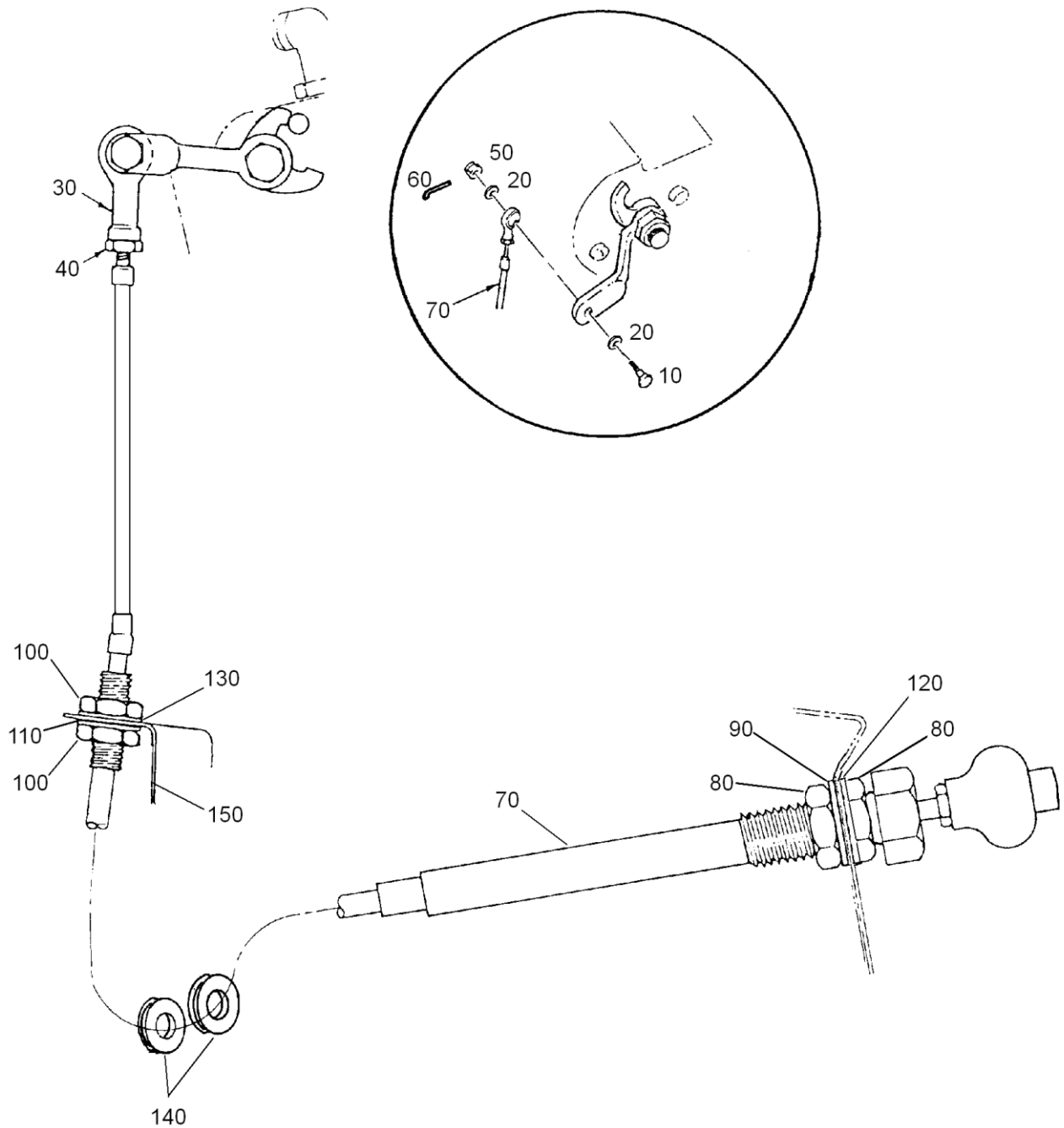


FIGURE 3-15. MIXTURE CABLE INSTALLATION (F MODELS)

ENSTROM F-28/280 SERIES ILLUSTRATED PARTS CATALOG

FIGURE 3-15. MIXTURE CABLE INSTALLATION (F MODELS)

ITEM NUMBER	PART NUMBER	DESCRIPTION	QTY PER ASSY	MODELS AFFECTED						
				F-28A	280	F-28C	280C	F-28F	280F	280FX
10	AN3-7	. Bolt	1					X	X	X
20	NAS1149F0332P	. Washer	2					X	X	X
20	AN960-10L	. Washer (Superseded by NAS1149F0332P)	2					X	X	X
—*	28-164043-11	. Bushing	A/R					X	X	X
30≡	HFVV3M	. Rod End	1					X	X	X
40	AN315-3R	. Nut	1					X	X	X
40	AN316-3R	. Nut (Superseded by AN315-3R)	1					X	X	X
50	MS17825-3	. Nut	1					X	X	X
50	F12-NE-4753-02	. Nut (Superseded by MS17825-3)	1					X	X	X
60	MS24665-151	. Cotter Pin	1					X	X	X
60	AN381-2-8	. Cotter Pin (Superseded by MS24665-151)	1					X	X	X
70	57-3255-2121	. Mixture Control Cable	1					X	X	X
70**	28-16490-101	. Mixture Control Cable	1					X	X	X
80	AN316-12R	. . Nut	2					X	X	X
90	MS35333-47	. . Lock Washer	1					X	X	X
90	AN936A1216	. . Lock Washer (Superseded by MS35333-47)	1					X	X	X
100	AN316-8R	. . Nut	2					X	X	X
100	AN316-7R	. . Nut (Superseded by AN316-8R)	2					X	X	X
110	AN936A716	. . Lock Washer	1					X	X	X
120	NAS1149F1232P	. Washer	1					X	X	X
120	AN960-1216L	. Washer (Superseded by NAS1149F1232P)	1					X	X	X
130	NAS1149F0732P	. Washer	1					X	X	X
130	AN960-716L	. Washer (Superseded by NAS1149F0732P)	1					X	X	X
140	MS35489-11	. Grommet	2					X	X	X
140	AN931-6-10	. Grommet (Superseded by MS35489-11)	2					X	X	X

ENSTROM F-28/280 SERIES ILLUSTRATED PARTS CATALOG

FIGURE 3-15. MIXTURE CABLE INSTALLATION (F MODELS)

ITEM NUMBER	PART NUMBER	DESCRIPTION	QTY PER ASSY	MODELS AFFECTED						
				F-28A	280	F-28C	280C	F-28F	280F	280FX
150	28-111004-1	. Bracket, Mixture Control	1			X	X			
150†	28-111004-17	. Mixture Control Bracket	1					X		X
150‡	28-111004-15	. Mixture Bracket (Superseded by 28-111004-17)	1					X	X	X

* Used with bellcranks with 0.25 inch diameter hole. (Refer to Figure 3-10, Sheet 3).

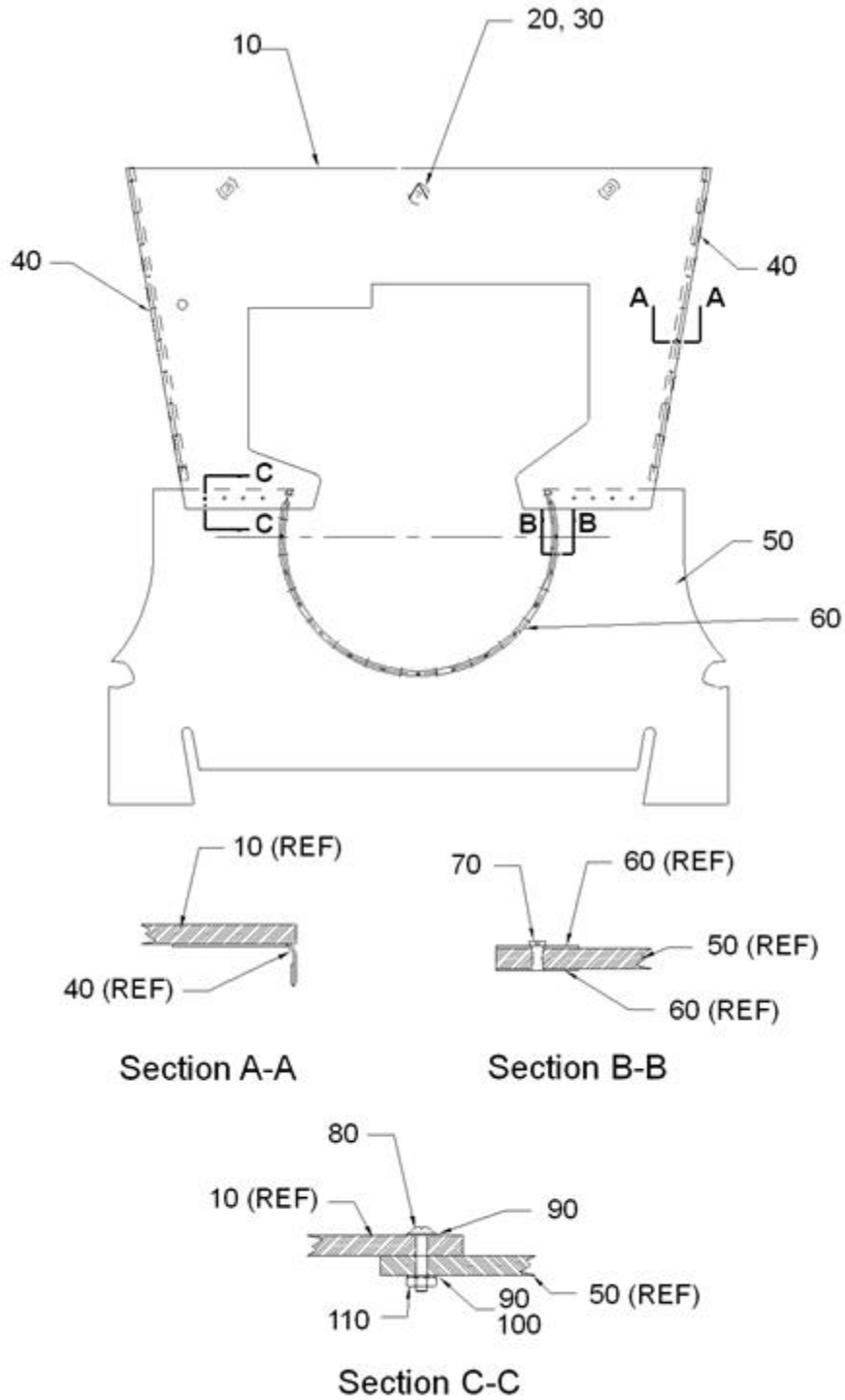
** Required for aircraft certified in the United Kingdom.

≡ See Appendix A for equivalent part information.

‡ Mixture bracket is welded to the pylon for "F" models.

† Effectivity F-28F S/N 832 – subsequent and 280FX S/N 2143 – subsequent. Retrofittable to F-28F S/N 509 – subsequent and 280FX S/N 2001 – subsequent.

ENSTROM F-28/280 SERIES ILLUSTRATED PARTS CATALOG



Firewall Curtain Assembly

FIGURE 3-16. FIRE CURTAIN ASSEMBLY (ALL MODELS)

ENSTROM F-28/280 SERIES ILLUSTRATED PARTS CATALOG

FIGURE 3-16. FIRE CURTAIN ASSEMBLY (ALL MODELS)

ITEM NUMBER	PART NUMBER	DESCRIPTION	QTY PER ASSY	MODELS AFFECTED						
				F-28A	280	F-28C	280C	F-28F	280F	280FX
-	28-11501-3	Firewall Curtain Assembly	REF	X	X	X	X	X	X	X
-	28-11501-1	Firewall Curtain Assembly (Superseded by 28-11501-3)	REF	X	X	X	X	X	X	X
10	28-11501-17	. Curtain Firewall Top	1	X	X	X	X	X	X	X
10	28-11501-15	. Curtain Firewall Top (Superseded by 28-11501-17)	1	X	X	X	X	X	X	X
10	28-11501-12	. Curtain Firewall Top (Superseded by 28-11501-15)	1	X	X	X	X	X	X	X
-	G-89	. Fabric: Fire Curtain, 0.057" Thick (In square yards)	2.0	X	X	X	X	X	X	X
20	28-11501-10	. Patch Support	1	X	X	X	X	X	X	X
-	G-89	. Fabric: Fire Curtain, 0.057" Thick (In Square Yards)	0.004	X	X	X	X	X	X	X
30	732-RTV	. Sealant: Rubber, Clear Silicone	A/R	X	X	X	X	X	X	X
40	28-11501-4	. Strip Mount	2	X	X	X	X	X	X	X
50	28-11501-901	. Curtain Firewall Aft	1	X	X	X	X	X	X	X
-	G-89	. Fabric: Fire Curtain, 0.057" Thick (In Square Yards)	2.0	X	X	X	X	X	X	X
60	28-11502-5	. Ring, Retaining, Firewall	2	X	X	X	X	X	X	X
70	MS20426AD3-4	. Rivet: Solid, 3/32" X 1/4"	16	X	X	X	X	X	X	X
80	AN526-6R6	. Screw	8	X	X	X	X	X	X	X
90	NAS1149FN616P	. Washer	8	X	X	X	X	X	X	X
90*	AN960-6L	. Washer (Superseded by NAS1149FN616P)	16	X	X	X	X	X	X	X
100	MS35338-41	. Lock Washer (Used on 28-11501-1)	8	X	X	X	X	X	X	X
100	AN935-6	. Lock Washer (Superseded by MS35338-41) (Used on 28-11501-1)	8	X	X	X	X	X	X	X
110	AN340-6	. Nut	8	X	X	X	X	X	X	X

* Quantity is 8 when configured with P/N 28-11501-1.

NOTE: The quantities listed for the attaching hardware may vary depending on aircraft model.

ENSTROM F-28/280 SERIES ILLUSTRATED PARTS CATALOG

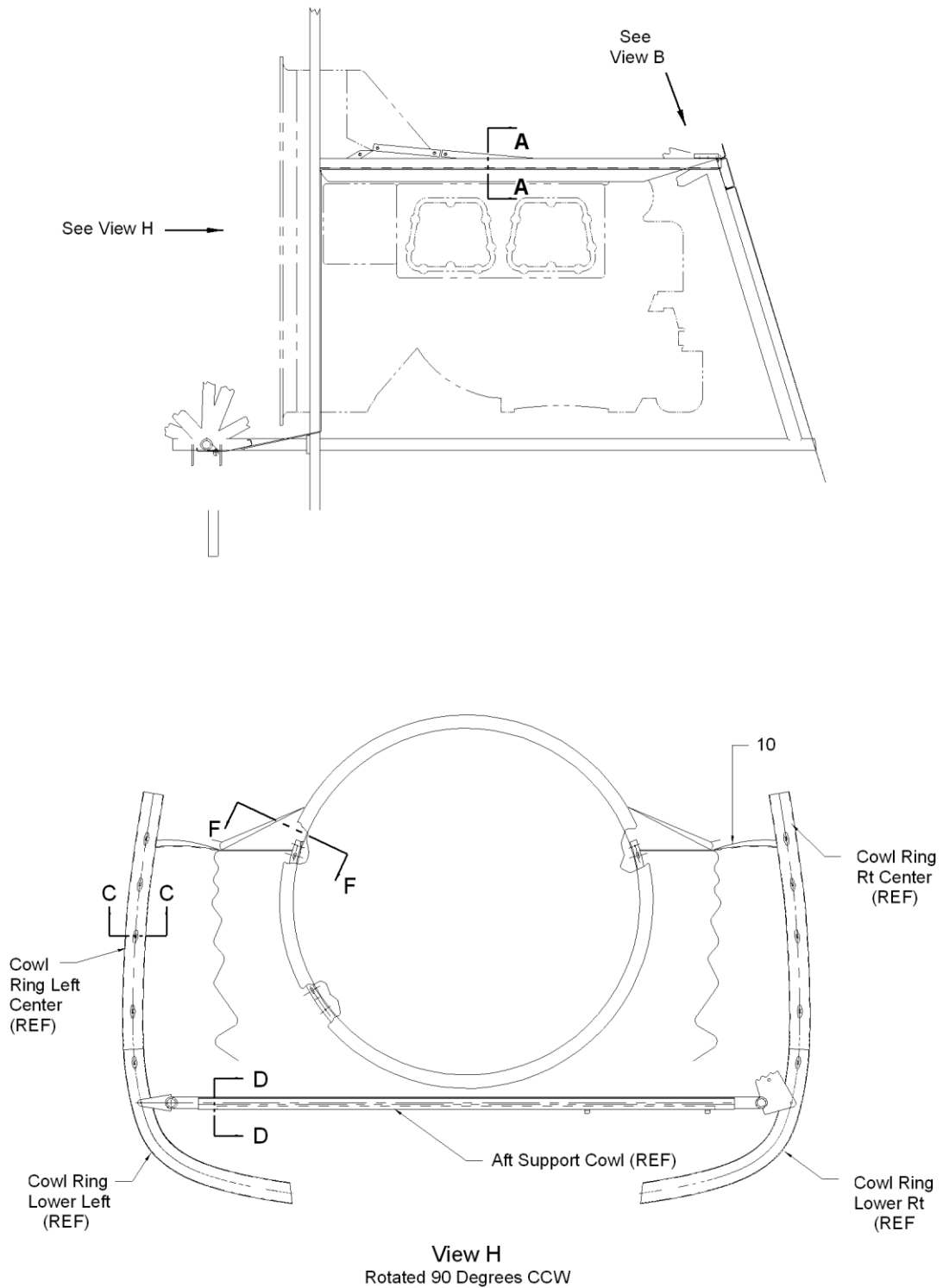


FIGURE 3-17. FIRE CURTAIN INSTALLATION (ALL MODELS)

ENSTROM F-28/280 SERIES ILLUSTRATED PARTS CATALOG

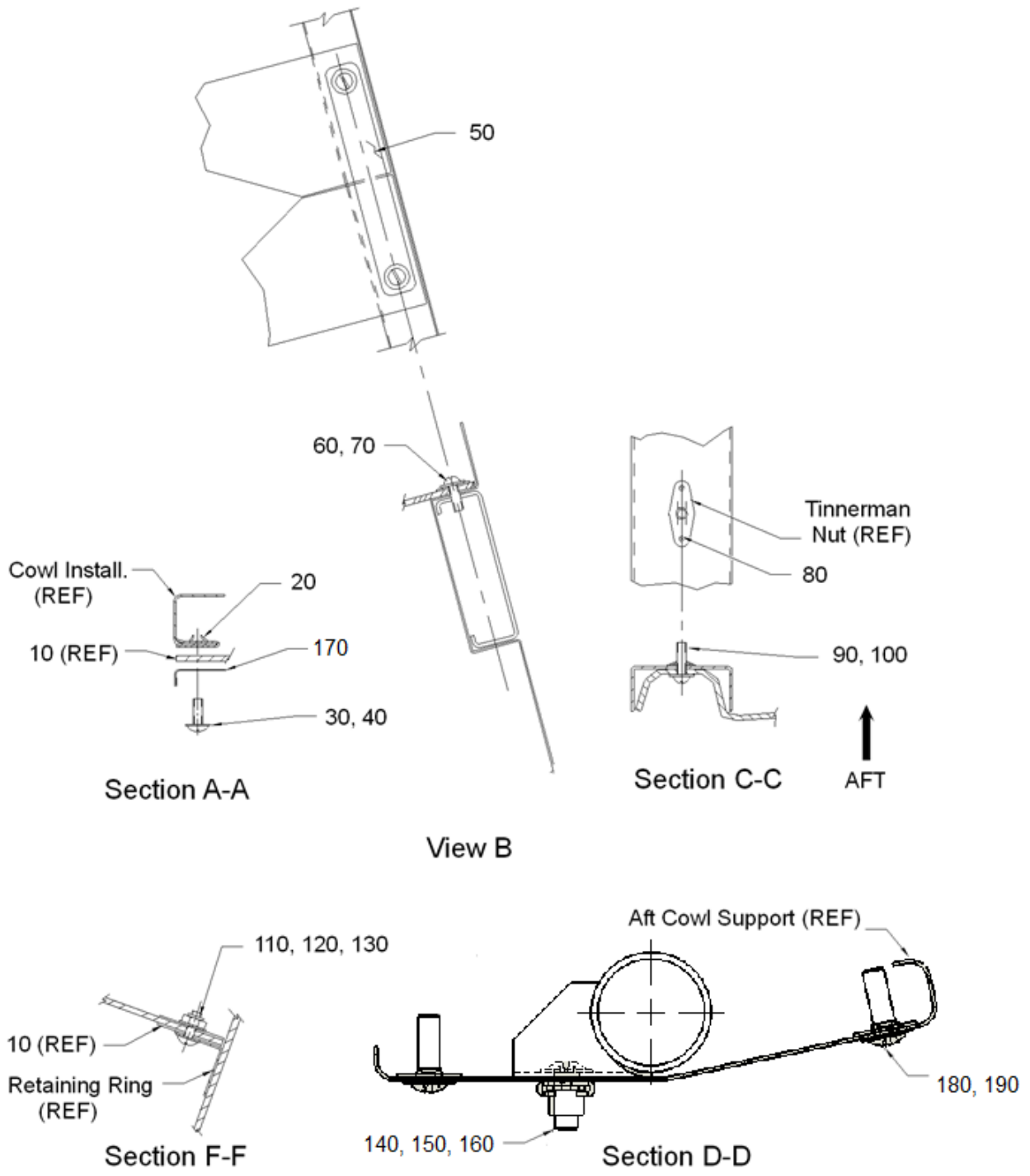


FIGURE 3-17. FIRE CURTAIN INSTALLATION (ALL MODELS)

ENSTROM F-28/280 SERIES ILLUSTRATED PARTS CATALOG

FIGURE 3-17. FIRE CURTAIN INSTALLATION (ALL MODELS)

ITEM NUMBER	PART NUMBER	DESCRIPTION	QTY PER ASSY	MODELS AFFECTED						
				F-28A	280	F-28C	280C	F-28F	280F	280FX
-	28-11500-1	Engine Firewall Installation	REF	X	X	X	X	X	X	X
10	28-11501-3	. Fire Curtain Assembly	1	X	X	X	X	X	X	X
20	A01784-6Z-1D	. Nut, Tinnerman	20	X	X	X	X	X	X	X
20	A1784-6Z-1	. Nut, Tinnerman (Superseded by A01784-6Z-1D)	22	X	X	X	X	X	X	X
30	MS51861-24	. Screw	20	X	X	X	X	X	X	X
30	AN530-6R6	. Screw (Superseded by MS51861-24)	22	X	X	X	X	X	X	X
40	NAS1149FN616P	. Washer	20	X	X	X	X	X	X	X
40	AN960-6L	. Washer (Superseded by NAS1149FN616P)	22	X	X	X	X	X	X	X
50	28-11500-5	. Strap Firewall	1	X	X	X	X	X	X	X
60	MS51861-24	. Screw	10	X	X	X	X	X	X	X
60	AN530-6R6	. Screw (Superseded by MS51861-24)	2	X	X	X	X	X	X	X
70	NAS1149FN616P	. Lock Washer	2	X	X	X	X	X	X	X
70	AN936-A6	. Lock Washer (Superseded by NAS1149FN616P)	2	X	X	X	X	X	X	X
80	MS20426AD3-3	. Rivet	10	X	X	X	X	X	X	X
90	8X1/2	. Screw	10	X	X	X	X	X	X	X
100	NAS1149FN616P	. Washer	10	X	X	X	X	X	X	X
100	AN960-6L	. Washer (Superseded by NAS1149FN616P)	10	X	X	X	X	X	X	X
110	AN515-6R7	. Screw, Machine (RH), 6-32 X 0.438"	15	X	X	X	X	X	X	X
120	NAS1149FN616P	. Washer	30	X	X	X	X	X	X	X
120	AN960-6L	. Washer (Superseded by NAS1149FN616P)	15	X	X	X	X	X	X	X
130	MS21044N06	. Nut Hex, Self Locking	15	X	X	X	X	X	X	X
130	AN365-632A	. Nut Hex, Self Locking (Superseded by MS21044N06)	15	X	X	X	X	X	X	X
140	MS35206-244	. Screw, Machine	3	X	X	X	X	X	X	X

ENSTROM F-28/280 SERIES ILLUSTRATED PARTS CATALOG

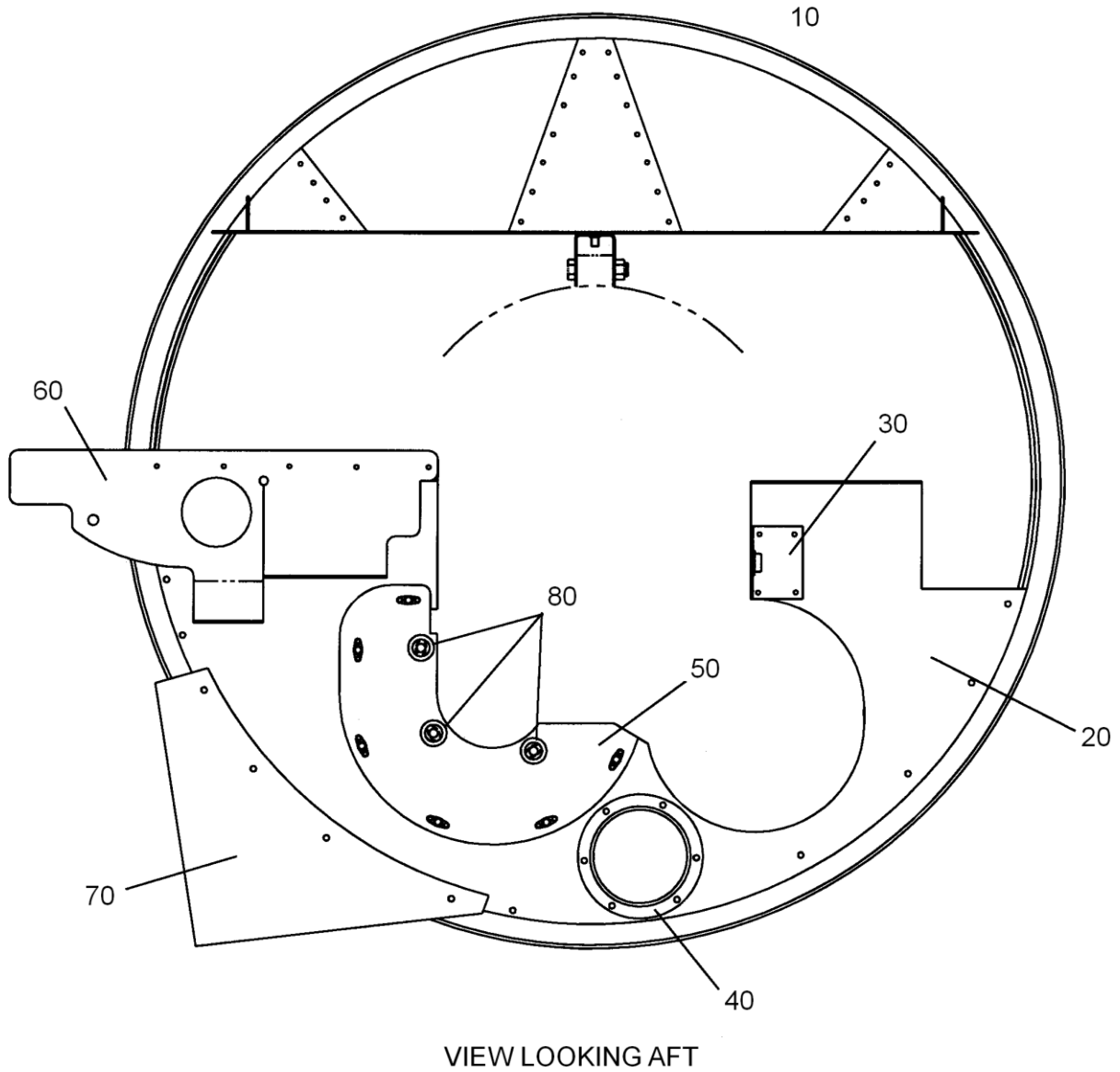
FIGURE 3-17. FIRE CURTAIN INSTALLATION (ALL MODELS)

ITEM NUMBER	PART NUMBER	DESCRIPTION	QTY PER ASSY	MODELS AFFECTED						
				F-28A	280	F-28C	280C	F-28F	280F	280FX
140	AN515-8R7	. Screw, Machine (Superseded by MS35206-244)	3	X	X	X	X	X	X	X
150	NAS1149FN816P	. Washer: Flat	3	X	X	X	X	X	X	X
150	AN960-8L	. Washer: Flat (Superseded by NAS1149FN816P)	3	X	X	X	X	X	X	X
160	AN530-8R8	. Screw: Tapping (RH), 8-18 X 0.500"	3	X	X	X	X	X	X	X
170	28-11501-4	. Mount Strip	2	X	X	X	X	X	X	X
180	AN530-8R8	. Screw	9	X	X	X	X	X	X	X
190	NAS1149FN816P	. Washer	9	X	X	X	X	X	X	X

NOTE: The quantities listed for the attaching hardware may vary depending on aircraft model.

ENSTROM F-28/280 SERIES ILLUSTRATED PARTS CATALOG

REFER TO FIGURE 3-19 FOR THE ATTACHING HARDWARE
AND COMMON PARTS FOR THE FAN SHROUD INSTALLATION.

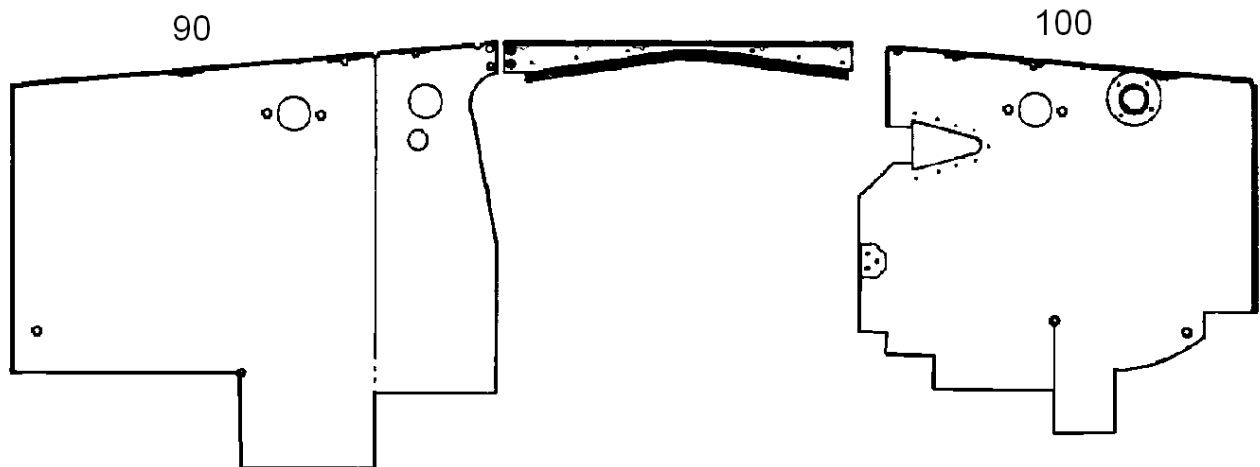


Sheet 1 of 2

FIGURE 3-18. ENGINE FAN SHROUD ASSEMBLY (A MODELS)

ENSTROM F-28/280 SERIES ILLUSTRATED PARTS CATALOG

REFER TO FIGURE 3-19 FOR THE ATTACHING HARDWARE
AND COMMON PARTS FOR THE FAN SHROUD INSTALLATION.



VIEW LOOKING AFT

Sheet 2 of 2

FIGURE 3-18. ENGINE FAN SHROUD ASSEMBLY (A MODELS)

ENSTROM F-28/280 SERIES ILLUSTRATED PARTS CATALOG

FIGURE 3-18. ENGINE FAN SHROUD ASSEMBLY (A MODELS)

ITEM NUMBER	PART NUMBER	DESCRIPTION	QTY PER ASSY	MODELS AFFECTED						
				F-28A	280	F-28C	280C	F-28F	280F	280FX
10	28-12613-1	. Fan Shroud Assembly (Obsolete)	1	X	X					
20	28-12611-1	. . Fan Shroud Baffle Assembly (Obsolete)	1	X	X					
30	28-12611-5	. . . Anchor Bracket	1	X	X					
40	28-12305-1	. . . Stub (Obsolete)	1	X	X					
50	28-12611-8	. . . Doubler (Obsolete)	1	X	X					
-	NAS1023D08K	. . . Nut Plate	6	X	X					
-	NAJ1-82BC	. . . Nut Plate (Superseded by NAS1023D08K)	6	X	X					
-	MS20426AD3-4	. . . Rivet	12	X	X					
60	28-12611-4	. . . Baffle (Obsolete)	1	X	X					
70	28-12612-1	. . Oil Cooler Duct Assembly (Obsolete)	1	X	X					
-	NAS1023D08K	. . . Nut Plate	7	X	X					
-	NAJ1-82BC	. . . Nut Plate (Superseded by NAS1023D08K)	7	X	X					
-	MS20426AD3-4	. . . Rivet	14	X	X					
80	28-12600-4	. Spacer (Starter)	3	X	X					
90	28-12609-3	. Baffle Assembly, R/H	1	X	X					
-	MS20426AD3-4	. . Rivet: Solid, 3/32" X 0.250"	2	X	X					
-	MS20470AD3-4	. . Rivet, Solid, 3/32" X 0.250"	4	X	X					
-	MS21069-06	. . Nut Plate	1	X	X					
-	MS21071-06	. . Nut Plate	1	X	X					
-	NAS1097AD3-3	. . Rivet	4	X	X					
-	280-127505-17	. . Stub Heat Duct	1	X	X					
-	82-35-302-15	. . Receptacle, Spring, Leaf #82	1	X	X					
90	28-12609-1	. Baffle Assembly, R/H (Superseded by 28-12609-3)	1	X	X					
-	82-35-302-15	. . Receptacle	1	X	X					
-	MS21071-06	. . Nut Plate	1	X	X					

ENSTROM F-28/280 SERIES ILLUSTRATED PARTS CATALOG

FIGURE 3-18. ENGINE FAN SHROUD ASSEMBLY (A MODELS)

ITEM NUMBER	PART NUMBER	DESCRIPTION	QTY PER ASSY	MODELS AFFECTED						
				F-28A	280	F-28C	280C	F-28F	280F	280FX
-	12LHTA17-M62	. . Nut Plate (Superseded by MS21071-06)	1	X	X					
-	12LHTA1-M62	. . Nut Plate	1	X	X					
-	MS20426AD3-4	. . Rivet	6	X	X					
100	28-12608-1	. Plate Baffle Assembly	1	X	X					
-	28-12608-3	. . Plate Baffle	1	X	X					
-	28-12608-4	. . Tab Support	1	X	X					
-	28-12621-1	. . Bracket Cover	1	X	X					
-	82-35-302-15	. . Receptacle, Spring, Leaf #82	1	X	X					

NOTE: Refer to Figure 3-20 for the attaching hardware and common parts for the fan shroud.

ENSTROM F-28/280 SERIES ILLUSTRATED PARTS CATALOG

REFER TO FIGURE 3-19 FOR THE ATTACHING HARDWARE
AND COMMON PARTS FOR THE FAN SHROUD INSTALLATION

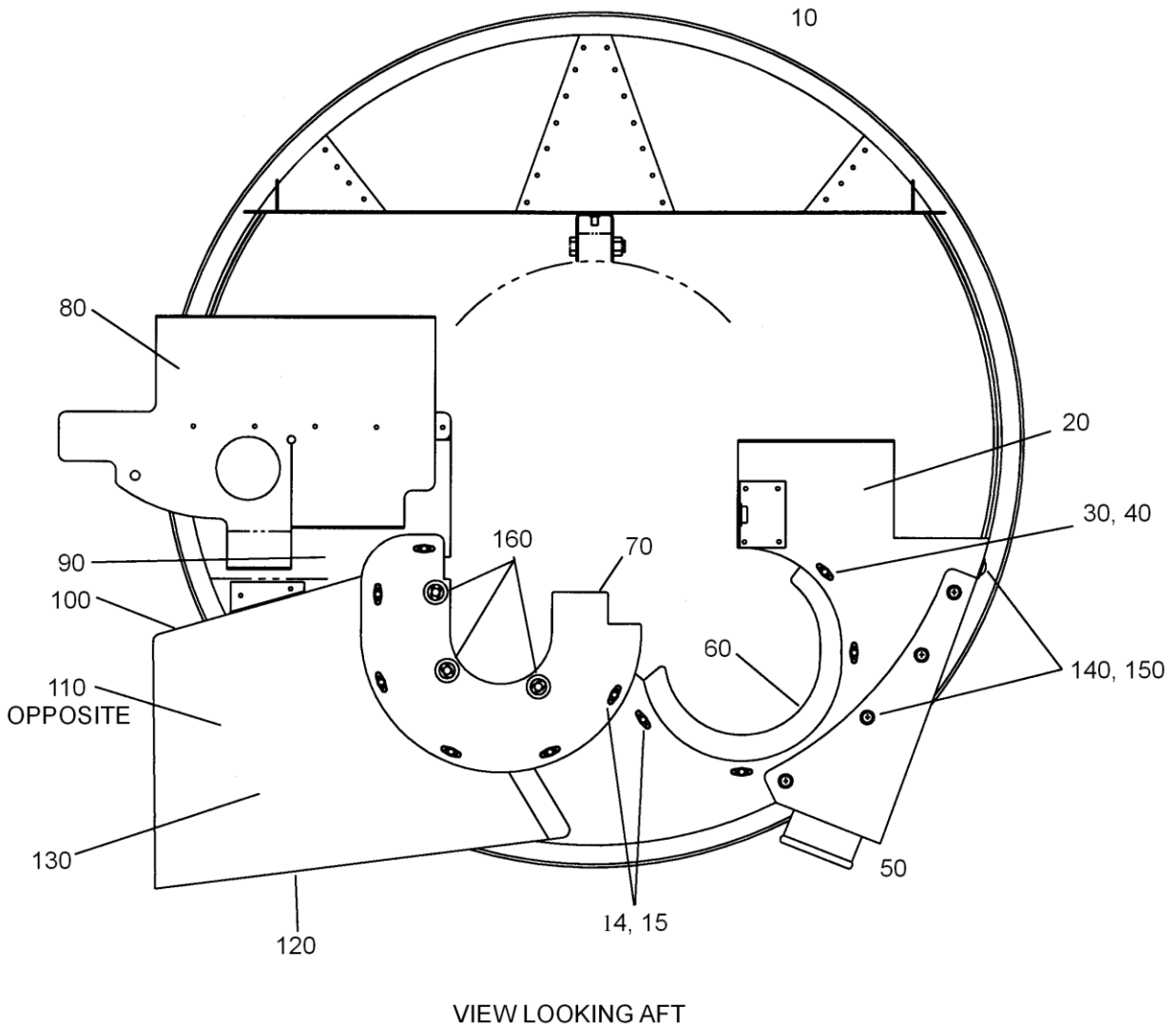


FIGURE 3-19. ENGINE FAN SHROUD ASSEMBLY (C MODELS)

ENSTROM F-28/280 SERIES ILLUSTRATED PARTS CATALOG

FIGURE 3-19. ENGINE FAN SHROUD ASSEMBLY (C MODELS)

ITEM NUMBER	PART NUMBER	DESCRIPTION	QTY PER ASSY	MODELS AFFECTED						
				F-28A	280	F-28C	280C	F-28F	280F	280FX
10	28-126004-1	. Fan Shroud Assembly	1			X	X			
20	28-126006-1	. . Fan Shroud Baffle Assembly	1			X	X			
-	AN426A3-3	. . . Rivet, Solid, 3/32" X 3/16"	8			X	X			
-	MS21078-08	. . . Nut Plate, 2-Lug, 8-32	3			X	X			
-	MS21080-08	. . . Nut Plate 1-Lug 8-32	1			X	X			
-	28-126004-11	. . . Bracket Lower	1			X	X			
-	28-12611-5	. . . Bracket Anchor	1			X	X			
30	MS21078-08K	. . . Nut Plate	8			X	X			
30	NAJ1-82BC	. . . Nut Plate (Superseded by MS21078-08K)	8			X	X			
40	MS20426AD3-4	. . . Rivet	16			X	X			
50	28-126005-1	. . Duct Assembly	1			X	X			
-	MS20426A3-4	. . . Rivet, Solid, 3/32" X 1/4"	12			X	X			
-	MS20470A3-4	. . . Rivet, Solid, 3/32" X 0.250"	6			X	X			
-	MS21078-08	. . . Nut Plate, 2-Lug, 8-32	3			X	X			
-	MS21080-08K	. . . Nut Plate: 1-Lug, 8-32 Countersunk	3			X	X			
-	MS35206-244	. . . Screw, Machine (RH), 8-32 X 0.438"	6			X	X			
60	28-12649-1	. . Alternator Shroud Assembly (Obsolete)	1			X	X			
70	28-12648-1	. . Starter Shroud Assembly (Obsolete)	1			X	X			
80	280-126001-51	. . Vane Assembly	1			X	X			
90	280-126001-33	. . Fan Shroud Baffle Assembly (Obsolete)	1			X	X			
100	280-126001-41	. . Upper Wall, Oil Cooler Duct (Obsolete)	1			X	X			
110	280-126001-35	. . Forward Wall, Oil Cooler Duct (Obsolete)	1			X	X			
120	280-126001-39	. . Lower Wall, Oil Cooler Duct (Obsolete)	1			X	X			

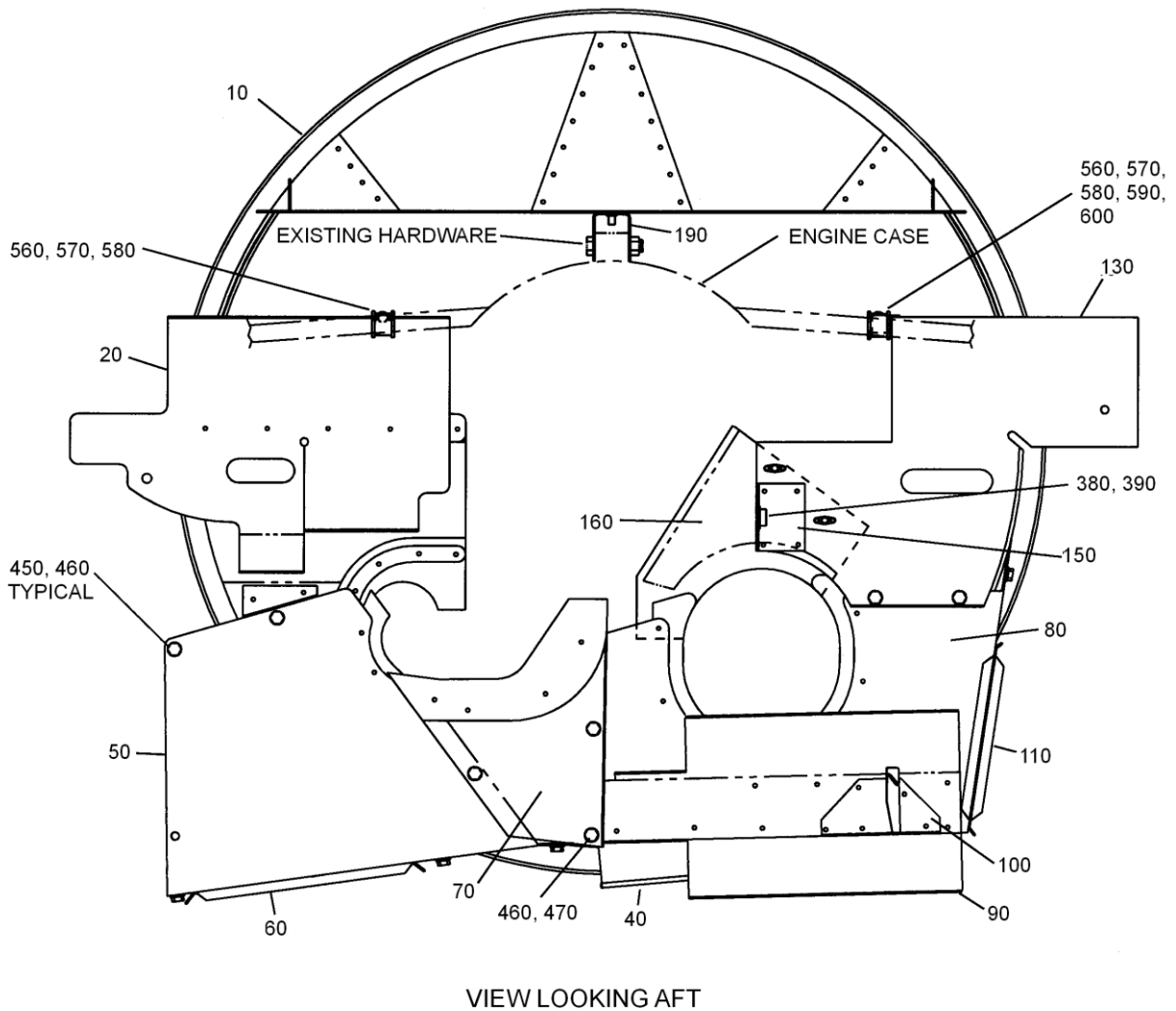
ENSTROM F-28/280 SERIES ILLUSTRATED PARTS CATALOG

FIGURE 3-19. ENGINE FAN SHROUD ASSEMBLY (C MODELS)

ITEM NUMBER	PART NUMBER	DESCRIPTION	QTY PER ASSY	MODELS AFFECTED						
				F-28A	280	F-28C	280C	F-28F	280F	280FX
130	280-126001-37	. . Aft Wall, Oil Cooler Duct (Obsolete)	1			X	X			
-	MS21078-08K	. . Nut Plate	2			X	X			
-	NAJ17-82BC	. . Nut Plate (Superseded by MS21078-08K)	2			X	X			
-	MS20426AD3-4	. . Rivet	4			X	X			
140	MS35206-245	. . Screw	16			X	X			
140	AN515-8R8	. . Screw (Superseded by MS35206-245)	16			X	X			
150	AN960-8L	. . Washer	16			X	X			
160	28-12600-4	. Spacer (Starter)	3			X	X			

NOTE: Refer to Figure 3-20 for the attaching hardware and common parts for the fan shroud installation.

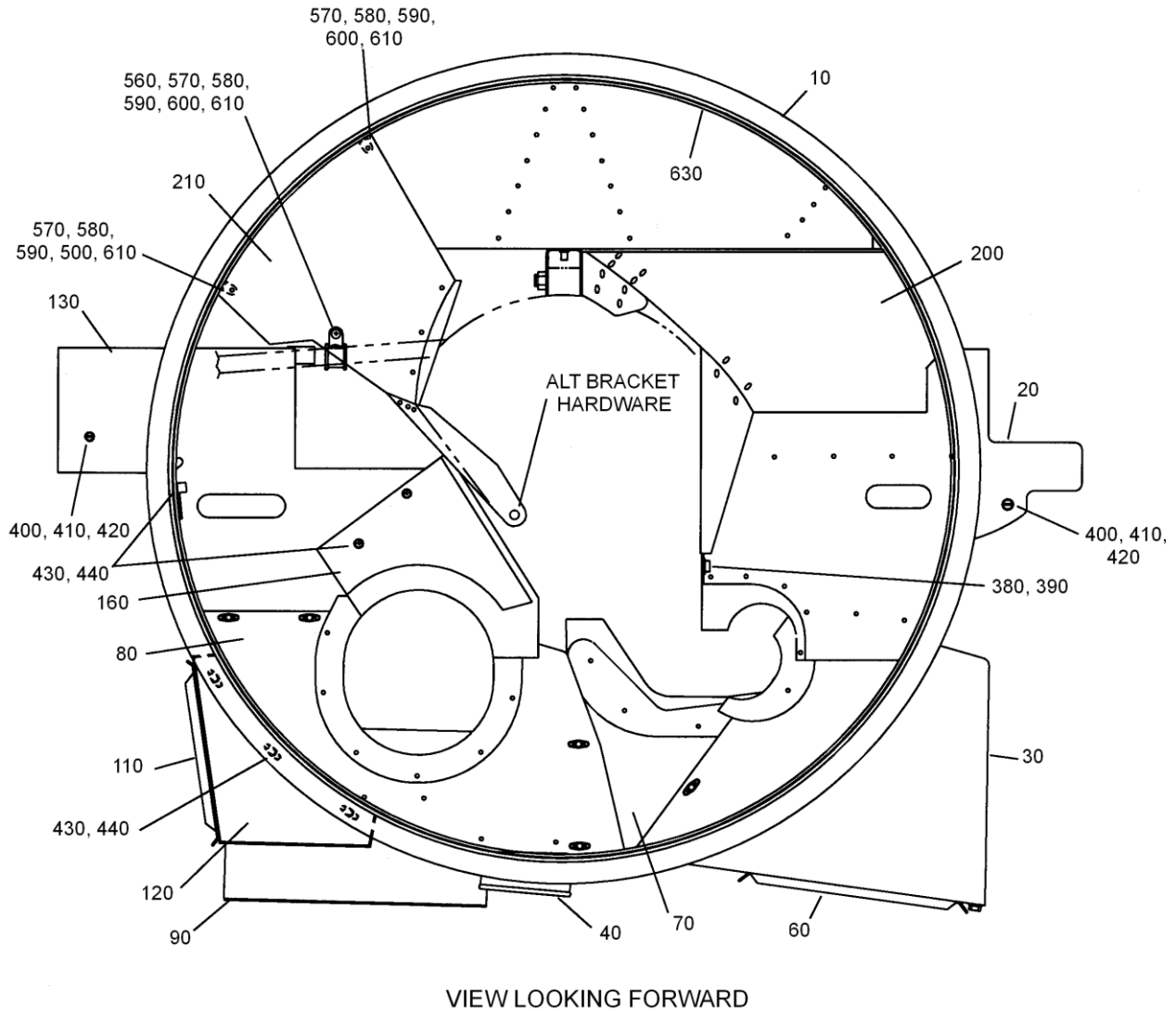
ENSTROM F-28/280 SERIES ILLUSTRATED PARTS CATALOG



Sheet 1 of 4

FIGURE 3-20/A/B. ENGINE FAN SHROUD ASSEMBLY (C, F MODELS)

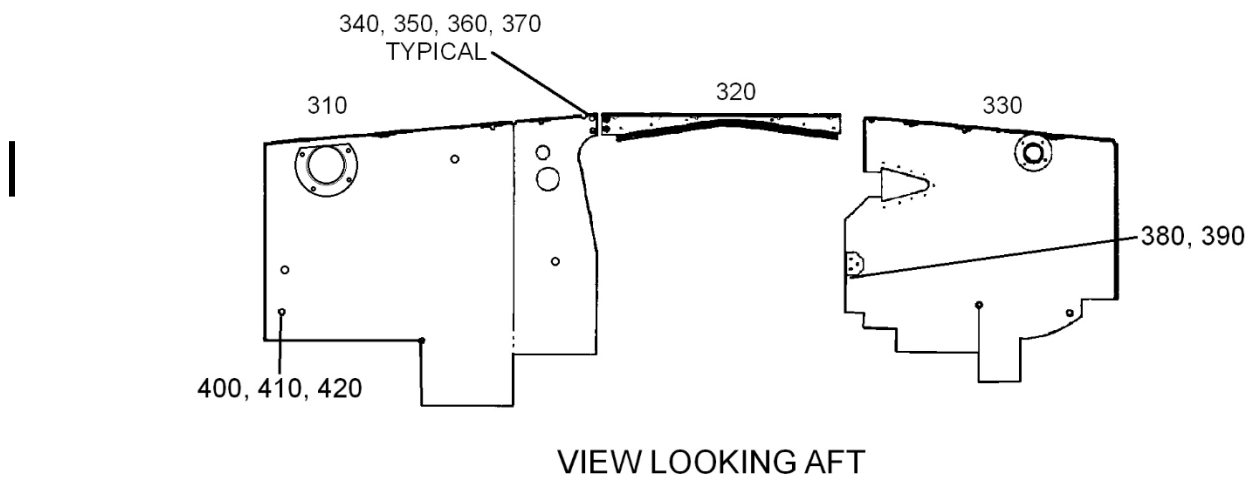
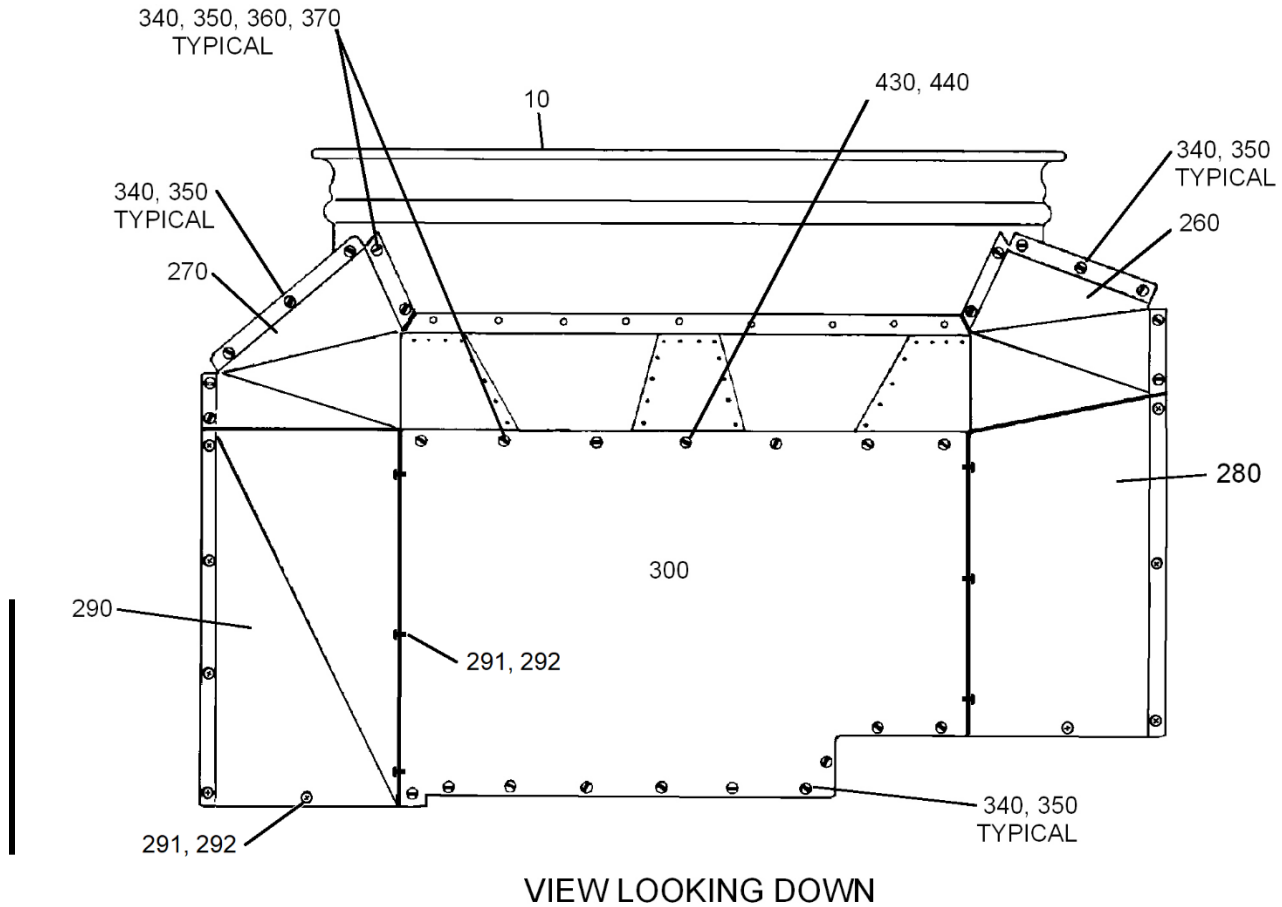
ENSTROM F-28/280 SERIES ILLUSTRATED PARTS CATALOG



Sheet 2 of 4

FIGURE 3-20/A/B. ENGINE FAN SHROUD ASSEMBLY (C, F MODELS)

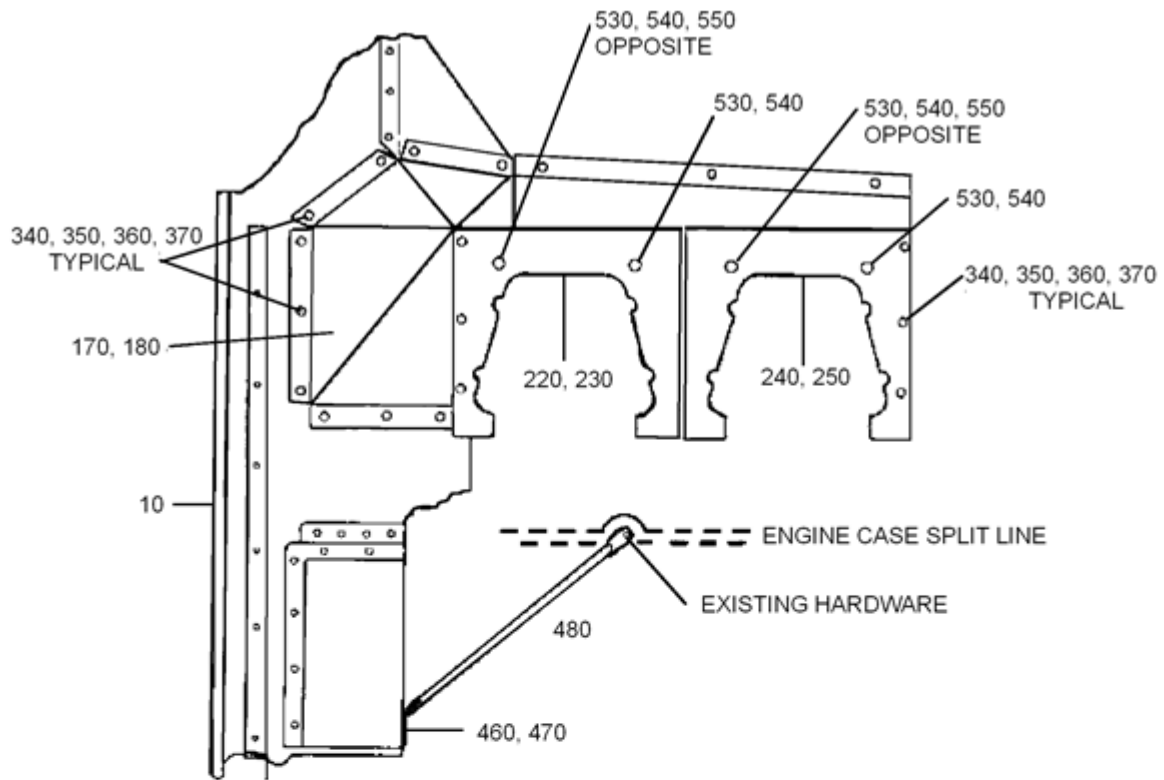
ENSTROM F-28/280 SERIES ILLUSTRATED PARTS CATALOG



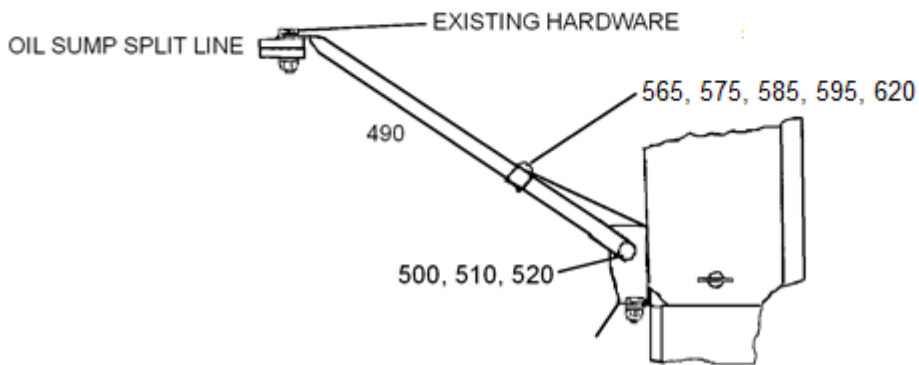
Sheet 3 of 4

FIGURE 3-20/A/B. ENGINE FAN SHROUD ASSEMBLY (C, F MODELS)

ENSTROM F-28/280 SERIES ILLUSTRATED PARTS CATALOG



VIEW LOOKING FROM RIGHT SIDE



VIEW LOOKING FROM LEFT SIDE

Sheet 4 of 4

FIGURE 3-20/A/B. ENGINE FAN SHROUD ASSEMBLY (C, F MODELS)

ENSTROM F-28/280 SERIES ILLUSTRATED PARTS CATALOG

FIGURE 3-20. ENGINE FAN SHROUD ASSEMBLY
F-28F S/N 826 and 280FX S/N 2135 and Subsequent

ITEM NUMBER	PART NUMBER	DESCRIPTION	QTY PER ASSY	MODELS AFFECTED						
				F-28A	280	F-28C	280C	F-28F	280F	280FX
-	28-12676-901	. Fan Shroud Assembly	1					X		X
10	28-12610-3	.. Shroud: Fan, Engine Cooling	1					X		X
-	28-12610-3A	... Shroud: Fan, Engine Cooling	1					X		X
20	280-126001-908	.. Vane Assembly	1					X		X
-	MS20426A3-4	... Rivet: Solid, 3/32" X 1/4"	5					X		X
-	MS20470A3-4	... Rivet: Solid, 3/32" X 0.250"	2					X		X
-	NAS1149FN316P	... Washer: Flat, #3 (0.016") Light	1					X		X
-	280-126001-34	... Baffle Fan Shroud	1					X		X
-	280-126001-51	... Vane	1					X		X
-	NAS1068A08	... Nut Plate, 2-Lug, 8-32 Floating	1					X		X
-	MS20426AD3-3	... Rivet: Solid, 3/32" X 3/16"	2					X		X
30	28-12656-3	.. Duct Assembly Oil Cooler	1					X		X
-	MS21078-3	... Nut Plate, 2-Lug, 10-32	7					X		X
-	MS21080-3	... Nut Plate	2					X		X
-	MS20426AD3-4	... Rivet: Solid, 3/32" X 1/4"	18					X		X
-**	28-12652-5	... Aft Wall Baffle Duct Assembly	1					X		X
-	28-12652-13	... Aft Wall Baffle Duct Assembly	1					X		X
-**	28-12653-5	... Baffle Oil Cooling Duct	1					X		X
-	28-12653-13	... Baffle Oil Cooling Duct	1					X		X
40	28-12149-1	.. Stub, Fan Shroud	1					X		X
-	MS20426AD3-4	... Rivet: Solid: 3/32" X 1/4"	4					X		X
50	28-12655-5	.. Forward Duct Oil Cooler Wall	1					X		X
-	MS21078-3	... Nut Plate, 2-Lug, 10-32	3					X		X
-	MS20426AD3-4	... Rivet: Solid 3/32" X 1/4"	6					X		X
-	MS20426A3-4	... Rivet: Solid 3/32" X 1/4"	4					X		X
-	28-12650-1	... Forward Wall Fan Shroud Assembly	1					X		X
-	28-12651-13	... Surface Lower Oil Cooler Duct	1					X		X
60	28-12662-1	... Cover Oil Cooler Duct	1					X		X

ENSTROM F-28/280 SERIES ILLUSTRATED PARTS CATALOG

FIGURE 3-20. ENGINE FAN SHROUD ASSEMBLY
F-28F S/N 826 and 280FX S/N 2135 and Subsequent

ITEM NUMBER	PART NUMBER	DESCRIPTION	QTY PER ASSY	MODELS AFFECTED						
				F-28A	280	F-28C	280C	F-28F	280F	280FX
-	AJW4-30	. . . Stud, Wing-Head, 0.200" X 0.30	2					X		X
-	GA4-250	. . . Retainer, Stud, 5/16"	2					X		X
70	28-12688-5	. . Starter Shroud Assembly	1					X		X
-	MS20470A3-4	. . . Rivet: Solid, 3/32" X 0.250"	4					X		X
-	NAS1149FN316P	. . . Washer: Flat, #3 (0.016") Light	4					X		X
-	28-12688-29	. . . Curtain Air Seal Starter	1					X		X
-	G-89 Fabric: Fire Curtain, 0.057" Thick (In Square Yards)	0.003					X		X
80	28-12681-5	. . Duct Assembly Oil Cooler Lower	1					X		X
-	MS20426AD3-3	. . . Rivet, Solid, 3/32" X 3/16"	2					X		X
-	MS20470AD3-4	. . . Rivet, Solid, 3/32" X 0.250"	12					X		X
-	MS20426AD3-4	. . . Rivet, Solid, 3/32" X 0.250"	15					X		X
-	NAS1097AD3-4	. . . Rivet, Solid, 3/32" X 1/4"	1					X		X
-	MS21078-3	. . . Nut Plate, 2-Lug, 10-32	5					X		X
-	MS21080-3	. . . Nut Plate	2					X		X
-	NAS686A08K	. . . Nut Plate	1					X		X
-	1219-4200-Z3Y Spring	2					X		X
-	28-12667-11	. . . Doubler Oil Cooler Duct	1					X		X
-	28-12668-11	. . . Curtain Baffle Oil Cooler Duct	1					X		X
-	G-89 Fabric: Fire Curtain, 0.057" Thick (In square yards)	0.04					X		X
90	28-12682-11	. . . Deflector Left Side Lower Fan Shroud	1					X		X
100	28-12683-1	. . . Bracket Assembly Fan Shroud	1					X		X
-	28-12683-11 Bracket Fan Shroud	1					X		X
-	28-12683-13 Bracket Shroud Lower Left Fan	1					X		X
110	28-12666-3	. . Cover Fan Shroud Duct	1					X		X
-	AJW4-30	. . . Stud, Wing-Head, 0.200" X 0.30"	2					X		X
120	28-12687-1	. . Baffle Oil Cooler Duct	1					X		X

ENSTROM F-28/280 SERIES ILLUSTRATED PARTS CATALOG

FIGURE 3-20. ENGINE FAN SHROUD ASSEMBLY
F-28F S/N 826 and 280FX S/N 2135 and Subsequent

ITEM NUMBER	PART NUMBER	DESCRIPTION	QTY PER ASSY	MODELS AFFECTED						
				F-28A	280	F-28C	280C	F-28F	280F	280FX
-	NAS686A3K	. . . Nut Plate	5					X		X
-	MS20426AD3-4	. . . Rivet: Solid, 3/32" X 1/4"	16					X		X
130	28-12659-1	. . Left Side Baffle Assembly	1					X		X
-	28-12659-15	. . Left Side Baffle	1					X		X
-	MS21061L08K	. . . Nut Plate	1					X		X
-	NAS686A08K	. . . Nut Plate	1					X		X
-	MS20426AD3-3	. . . Rivet: Solid, 3/32" X 0.188"	4					X		X
-	28-12659-17	. . . Clip Baffle	1					X		X
-	MS20470AD3-3	. . . Rivet	2					X		X
150	28-12611-5	. . Bracket Anchor	1					X		X
160	28-12689-11	. . Fire Curtain Alternator (793/2078 and Subsequent).	1					X		X
-	G-89	. . . Fabric: Fire Curtain, 3/64" Thick (In square yards)	0.04					X		X
170	28-12610-12	. . Baffle Fan Shroud LH	1					X		X
180	28-12610-13	. . Baffle Fan Shroud RH	1					X		X
190	28-12620-1	. Bracket Shroud Fan Up Support	1					X		X
-	MS21069-08	. . Plate Nut	1					X		X
-	MS20426AD3-4	. . Rivet, Solid, 3/32" X 3/16"	2					X		X
200	28-12647-3	. Vane & Splitter Assembly	1					X		X
-	MS20470AD4-4	. . Rivet: Solid, 1/8" X 0.250" Alum	12					X		X
-	28-12646-21	. . Upper Splitter	1					X		X
-	28-12646-13	. . Lower Splitter	1					X		X
-	28-12646-15	. . Clip Splitter	2					X		X
-	28-12646-17	. . Clip Splitter	2					X		X
-	280-126001-109	. . Vane Assembly	1					X		X
-	MS20426AD3-3	. . . Rivet, Solid, 3/32" X 3/16"	6					X		X
-	NAS686A08K	. . . Nut Plate	3					X		X
210	280-126001-9	. Vane Assembly	1					X		X
-	MS20470AD4-4	. . Rivet: Solid, 1/8" X 0.250" Alum	5					X		X
-	MS20470AD4-5	. . Rivet, Solid, 1/8" X 0.312" Alum	1					X		X

ENSTROM F-28/280 SERIES ILLUSTRATED PARTS CATALOG

FIGURE 3-20. ENGINE FAN SHROUD ASSEMBLY
F-28F S/N 826 and 280FX S/N 2135 and Subsequent

ITEM NUMBER	PART NUMBER	DESCRIPTION	QTY PER ASSY	MODELS AFFECTED						
				F-28A	280	F-28C	280C	F-28F	280F	280FX
-	280-126001-15	. . Vane	1					X		X
-	280-126001-53	. . Clip Vane	1					X		X
-	280-126001-55	. . Clip Vane	1					X		X
220 ◀	28-126007-7	. Baffle Plate Assembly #1 Cylinder	1					X		X
220	28-126007-5	. Baffle, L/H Aft (Superseded by 28-126007-7)	1					X		X
-	82-35-302-15	. . Receptacle, Spring, Leaf #82	1					X		X
-	MS21069-06K	. . Nut Plate	2					X		X
-	MS20426A3-3.5	. . Rivet	4					X		X
-	NAS1097AD3-4	. . Rivet	2					X		X
230 ◀	28-12607-101	. Baffle Plate Assembly #2 Cylinder	1					X		X
230	28-12607-8	. Plate Baffle Assembly (Superseded by 28-12607-101)	1					X		X
-	82-35-302-15	. . Receptacle, Spring, Leaf #82	2					X		X
-	MS21069-06K	. . Nut Plate	2					X		X
-	MS20426AD3-3.5	. . Rivet	4					X		X
-	NAS1097AD3-4	. . Rivet	4					X		X
240 ◀	28-126007-17	. Baffle Plate #3 Cylinder	1					X		X
240	28-126007-3	. Plate Baffle (Superseded by 28- 126007-17)	1					X		X
-	82-35-302-15	. . Receptacle, Spring, Leaf #82	2					X		X
-	NAS1097AD3-4	. . Rivet	4					X		X
250 ◀	28-12607-13	. Baffle Plate #4 Cylinder	1					X		X
250	28-12607-6	. Plate Baffle Assembly (Superseded by 28-12607-13)	1					X		X
-	82-35-302-15	. . Receptacle, Spring, Leaf #82	2					X		X
-	NAS1097AD3-4	. . Rivet	4					X		X
260	28-12613-5	. Baffle Fan Shroud	1					X		X
270	28-12613-4	. Baffle Fan Shroud	1					X		X

ENSTROM F-28/280 SERIES ILLUSTRATED PARTS CATALOG

FIGURE 3-20. ENGINE FAN SHROUD ASSEMBLY
F-28F S/N 826 and 280FX S/N 2135 and Subsequent

ITEM NUMBER	PART NUMBER	DESCRIPTION	QTY PER ASSY	MODELS AFFECTED						
				F-28A	280	F-28C	280C	F-28F	280F	280FX
280 ◀	28-12629-11	. Baffle Plate	1					X		X
280	28-12616-1	. Plate Baffle Assembly (Superseded by 28-12629-11)	1					X		X
-	82-19-120-16	. . Fastener Stud Recess	3					X		X
-	82-19-140-16	. . Stud, Oval-Head, 0.198" (0.285)	4					X		X
-	43-13-1-24	. . Ejector Spring	7					X		X
-	82-32-101-20	. . Retainer, Ring, Split #82 Stud	7					X		X
290 ◀	28-12628-11	. Baffle Plate	1					X		X
290	28-12614-1	. Baffle Plate Assembly (Superseded by 28-12628-11)	1					X		X
-	82-19-120-16	. . Fastener Stud Recess	3					X		X
-	82-19-140-16	. . Stud, Oval-Head, 0.198" (0.285)	5					X		X
-	43-13-1-24	. . Spring Ejector	8					X		X
-	82-32-101-20	. . Retainer, Ring, Split #82 Stud	8					X		X
291	8X5/8	. . Screw (Used with 28-12629-11 and 28-12628-11)	15					X		X
291	MS51861-36	. . Screw (Used with 28-12629-11 and 28-12628-11) (Alternate)	15					X		X
292 ≡	A01789-8Z-1D	. . Nutplate	15					X		X
300	28-12615-1	. Plate Baffle Assembly	1					X		X
-	82-35-302-15	. . Receptacle, Spring, Leaf #82	6					X		X
-	MS20426A3-4	. . Rivet, Solid, 3/32" X 1/4"	12					X		X
310	28-12609-3	. Baffle Plate	1					X		X
-	82-35-302-15	. . Receptacle, Spring, Leaf #82	1					X		X
-	MS21071-06	. . Nut Plate	1					X		X
-	MS21069-06	. . Nut Plate	1					X		X
-	NAS1097AD3-4	. . Rivet	2					X		X
-	280-127505-17	. . Stub Heat Duct	1					X		X
-	MS20470AD3-4	. . Rivet, Solid, 3/32" X 0.250"	4					X		X
-	NAS1097AD3-3	. . Rivet	4					X		X
320	28-12617-1	. Plate Baffle Assembly	1					X		X

ENSTROM F-28/280 SERIES ILLUSTRATED PARTS CATALOG

FIGURE 3-20. ENGINE FAN SHROUD ASSEMBLY
F-28F S/N 826 and 280FX S/N 2135 and Subsequent

ITEM NUMBER	PART NUMBER	DESCRIPTION	QTY PER ASSY	MODELS AFFECTED						
				F-28A	280	F-28C	280C	F-28F	280F	280FX
-	G-89	. . Fabric: Fire Curtain, 0.057" Thick (In square yards)	0.002					X		X
-	MS20470A3-3	. . Rivet, Solid, 3/32" X 0.188"	6					X		X
-	NAS1149FN316P	. . Washer: Flat, #3 (0.016") Light	6					X		X
-	AN960-3	. . Washer (Superseded by NAS 1149FN316P)	6					X		X
-	MS21069-06	. . Nut Plate	5					X		X
-	MS20426AD3-3	. . Rivet, Solid, 3/32" X 3/16"	10					X		X
330	28-126008-3	. Plate Baffle Assembly	1					X		X
330	28-126008-1	. Plate Baffle Assembly (Superseded by 28-126008-3)	1					X		X
-	82-35-302-15	. . Receptacle, Spring, Leaf #82	1					X		X
-	MS21069-06	. . Nut Plate	3					X		X
-	NAS1097AD3-3	. . Rivet	2					X		X
-	NAS1097AD3-4	. . Rivet: Solid, 3/32" X 1/4"	10					X		X
-	28-12608-4	. . Tab Support	1					X		X
-	28-12621-1	. . Bracket Cover	1					X		X
-	28-181008-1	. . Ducting Stub	1					X		X
340	AN515-6-6	. Screw, Machine (RH), 6-32 X 0.375"	A/R					X		X
350	NAS1149FN632P	. Washer, Flat #6 Bolt Size	A/R					X		X
350	AN960-6	. Washer (Superseded by NAS1149FN632P)	A/R					X		X
360	MS35338-41	. Washer, Lock, #6 (0.031")	A/R					X		X
360	AN935-6	. Lock Washer (Superseded by MS35338-41)	A/R					X		X
370	MS35649-262	. Nut, Hex, 6-32 Light	A/R					X		X
370	AN340-632	. Nut (Superseded by MS35649-262)	A/R					X		X
380	NP500-456-7	. Screw, 1/4-20 X 7/16"	3					X		X
380	NK500-416-7	. Screw (Superseded by NP500-456-7)	3					X		X
390	NAS1149F0432P	. Washer: Flat, 1/4" (0.032) Light	3					X		X

ENSTROM F-28/280 SERIES ILLUSTRATED PARTS CATALOG

FIGURE 3-20. ENGINE FAN SHROUD ASSEMBLY
F-28F S/N 826 and 280FX S/N 2135 and Subsequent

ITEM NUMBER	PART NUMBER	DESCRIPTION	QTY PER ASSY	MODELS AFFECTED						
				F-28A	280	F-28C	280C	F-28F	280F	280FX
390	AN960-416L	. Washer (Superseded by NAS1149F0432P)	3					X		X
400	AN502-10-8	. Screw	3					X		X
410	MS35333-39	. Lock Washer	3					X		X
410	AN936A10	. Lock Washer (Superseded by MS35333-39)	3					X		X
420*	65614	. Plug, Attaching	3					X		X
430	MS35206-244	. Screw, Machine (RH), 8-32 X 0.438"	5					X		X
430	AN515-8R7	. Screw (Superseded by MS35206-244)	5					X		X
440	NAS1149FN816P	. Washer: Flat, #8" (0.016") Light	5					X		X
440	AN960-8L	. Washer (Superseded by NAS1149FN816P)	5					X		X
450	AN3-3A	. Bolt, Mach, 10-32 X 0.469"	A/R					X		X
460	NAS1149F0432P	. Washer, Flat, #10 (0.032") Light	A/R					X		X
460	AN960-10L	. Washer (Superseded by NAS1149F0332P)	A/R					X		X
470	AN3-4A	. Bolt: Machine, 10-32 X 0.531"	1					X		X
480	28-12619-1	. Strut Assembly	1					X		X
-	28-12619-4	. . Bracket End Lower	1							
-	28-12619-5	. . Plate, End, Fan Shroud Strut	1							
490	28-12686-11	. Strut	1					X		X
500	AN3-5A	. Bolt, Mach, 10-32 X 0.656"	1					X		X
510	NAS1149F0363P	. Washer, Flat, #10 (0.063")	2					X		X
510	AN960-10	. Washer (Superseded by NAS1149F0363P)	2					X		X
520	MS21044N3	. Nut, Self-Locking	1					X		X
520	AN365-1032A	. Nut (Superseded by MS21044N3)	1					X		X
530	AN503-416-10	. Screw, Machine (Flh), 1/4-20 X 0.625"	6					X		X
530	AN503-416-28	. Screw, Machine (Flh), 1/4-20 X 1.750"	2					X		X

ENSTROM F-28/280 SERIES ILLUSTRATED PARTS CATALOG

FIGURE 3-20. ENGINE FAN SHROUD ASSEMBLY
F-28F S/N 826 and 280FX S/N 2135 and Subsequent

ITEM NUMBER	PART NUMBER	DESCRIPTION	QTY PER ASSY	MODELS AFFECTED						
				F-28A	280	F-28C	280C	F-28F	280F	280FX
530	AN503-416-10	. Screw, Machine (Flh), 1/4-20 X 0.625" (No Auxiliary Cooler)	8							
540	NAS1149F0432P	. Washer: Flat, 1/4" (0.032") Light	8					X		X
540	AN960-416L	. Washer (Superseded by NAS1149F0432P)	8					X		X
550	NAS43HT4-64	. Spacer	2					X		X
560	MS21919WCJ12	. Clamp, Loop, 3/4" Cushioned	3					X		X
565	AN526-1032R8	. Screw	1					X		X
570	MS35206-245	. Screw: Mach (Ph), 8-32 X 0.500"	8					X		X
570	AN515-8R8	. Screw (Superseded by MS35206-245)	8					X		X
575	NAS1149F0332P	. Washer	1					X		X
580	NAS1149FN816P	. Washer: Flat, #8" (0.016) Light	16					X		X
580	AN960-8L	. Washer (Superseded by NAS1149FN816P)	16					X		X
585	AN935-10	. Lock Washer	1					X		X
590	MS35338-42	. Washer: Lock, 0.040" #8 Light	7					X		X
590	AN935-8	. Lock Washer (Superseded by MS35338-42)	7					X		X
595	AN345-10	. Nut	1					X		X
600	MS35649-282	. Nut: Hex, 8-32 Unc-2b Light	7					X		X
600	AN340-8	. Nut (Superseded by MS35649-282)	7					X		X
610	280-126001-69	. Bracket, Clamp, Support	3					X		X
620	AN742-F6	. Clamp	1					X		X
630	4508-2	. Tape: Foam, 2" W (0.125" T) Black	82"					X		X

* Obtain from a Lycoming Distributor.

** Effective: F-28F/280FX S/N 833/2170 and subsequent; Eligibility: F-28F/280FX S/N 826/2135 and subsequent.

◀ Effective: F-28F/280FX S/N S/N 833/2170 and subsequent; Eligibility: F-28F/280FX S/N 826/2135 and subsequent.

≡ See Appendix A for equivalent part number information; See Appendix B for acceptable substitution.

ENSTROM F-28/280 SERIES ILLUSTRATED PARTS CATALOG

FIGURE 3-20 A. ENGINE FAN SHROUD ASSEMBLY
F28F S/N 825 and 280FX S/N 2134 and Previous

ITEM NUMBER	PART NUMBER	DESCRIPTION	QTY PER ASSY	MODELS AFFECTED						
				F-28A	280	F-28C	280C	F-28F	280F	280FX
—●	28-12676-9	. Shroud Assembly - Skytech Starter (Superseded by 28-12676-901)	1					X		X
—	28-12676-7	. Shroud Assembly - B&C or Lycoming Starter (Superseded by 28-12675-9)	1					X		X
10	28-12675-3	. . Fan Shroud Assembly	1					X		X
—	28-12610-3A	. . Shroud Fan Engine Cooling	1					X		X
20	280-126001-908	. . . Vane Assembly	1					X		X
—	NAS1068A08 Nut Plate	1					X		X
—	MS20426AD3-3 Rivet	2					X		X
30	28-12656-3	. . . Oil Cooler Duct Assembly	1					X		X
—	MS21078-3	. . . Nut Plate, 2-Lug, 10-32	7					X		X
—	NAJ1-02BC	. . . Nut Plate (Superseded by 21078-3)	7					X		X
—	MS21080-3	. . . Nut Plate	2					X		X
—	NAJ17-02BC	. . . Nut Plate (Superseded by MS21080-3)	2					X		X
—	MS20426AD3-4	. . . Rivet: Solid, 3/32" X 1/4"	18					X		X
—●●	28-12652-5	. . . Aft Wall Baffle Duct Assembly	1					X		X
—	28-12652-13	. . . Aft Wall Baffle Duct Assembly	1					X		X
—●●	28-12652-5	. . . Aft Wall Baffle Duct Assembly	1					X		X
—	28-12653-13	. . . Baffle Oil Cooling Duct	1					X		X
40	28-12149-1	. . . Stub, Fan Shroud	1					X		X
—	MS20426AD3-4	. . . Rivet	4					X		X
50	28-12655-5	. . Oil Cooler Duct Assembly (Used with 28-12676-9)	1					X		X
50	28-12655-3	. . Oil Cooler Duct Assembly (Used with 28-12676-7)	1					X		X
—	MS21078-3	. . . Nut Plate, 2-Lug, 10-32	3					X		X
—	NAJ1-02BC	. . . Nut Plate (Superseded by MS21078-3)	3					X		X
—	MS20426AD3-4	. . . Rivet: Solid, 3/32" X 1/4"	6					X		X
—	MS20426A3-4	. . . Rivet: Solid, 3/32" X 1/4"	4					X		X

ENSTROM F-28/280 SERIES ILLUSTRATED PARTS CATALOG

FIGURE 3-20 A. ENGINE FAN SHROUD ASSEMBLY
F28F S/N 825 and 280FX S/N 2134 and Previous

ITEM NUMBER	PART NUMBER	DESCRIPTION	QTY PER ASSY	MODELS AFFECTED						
				F-28A	280	F-28C	280C	F-28F	280F	280FX
-	28-12651-13	... Surface Lower Oil Cooler Duct	1					X		X
60	28-12662-1	.. Cover Oil Cooler Duct Assembly	1					X		X
60	28-12662-13	... Cover (Superseded by 28-12662-1)	1					X		X
-	AJW4-30	... Wing Fastener	2					X		X
-	GA4-250	... Retainer, Stud	2					X		X
70**	28-12688-5	.. Starter Shroud Assembly	1					X		X
-	MS20470A3-4	... Rivet, Solid, 3/32" X 0.250"						X		X
-	NAS1149FN316P	... Washer: Flat, #3 (0.016") Light						X		X
-	28-12688-29	... Curtain Air Seal Starter						X		X
-	G-89	... Fabric: Fire Curtain, 3/64" Thick (In Square Yards)	0.003					X		X
70	28-12688-3	.. Starter Shroud Assembly Lycoming Starters (Superseded by 28-12688-5)	1					X		X
-	NAS1149FN316P	... Washer: Flat, #3 (0.016") Light	4					X		X
-	28-12688-25	... Curtain Starter Shroud	1					X		X
70	28-12688-1	.. Starter Shroud Assembly (B&C Starters Only)	1					X		X
-	MS20470AD3-4	... Rivet, Solid, 3/32" X 0.250"	9					X		X
-	28-12688-13	... Strap - Starter Shroud.	1					X		X
-	28-12688-15	... Air Seal Starter Shroud	1					X		X
-	28-12688-17	... Brace - Starter Shroud	1					X		X
-	28-12688-19	... Spacer Starter Shroud	1					X		X
80	28-12681-5	.. Oil Cooler Duct Assembly	1					X		X
90	28-12682-11	... Deflector Lt Side Lower Fan Shroud	1					X		X
100	28-12683-1	... Bracket Assembly Fan Shroud (Used with 28-12681-1, -5)	1					X		X
-	28-12683-11	... Bracket Fan Shroud	1					X		X
-	28-12683-13	... Bracket Shroud Lower Left Fan	1					X		X
-	28-12668-11	... Curtain Baffle Oil Cooler Duct	1					X		X

ENSTROM F-28/280 SERIES ILLUSTRATED PARTS CATALOG

FIGURE 3-20 A. ENGINE FAN SHROUD ASSEMBLY
F28F S/N 825 and 280FX S/N 2134 and Previous

ITEM NUMBER	PART NUMBER	DESCRIPTION	QTY PER ASSY	MODELS AFFECTED						
				F-28A	280	F-28C	280C	F-28F	280F	280FX
110	28-12666-3	. . Cover Assembly (Used with 28-12681-5)	1					X		X
-	AJW4-30	. . . Wing Fastener	2					X		X
-	GA4-250	. . . Retainer	2					X		X
120	28-12687-1	. . Baffle	1					X		X
-	NAS686A3K	. . . Nut Plate	5					X		X
-	NAJ-02BC	. . . Nut Plate (Superseded by NAS686A3K)	5					X		X
-	NAS1023D08K	. . . Nut Plate, 2-Lug, 8-32 (B/C) Al	3					X		X
-	NAJ1-82BC	. . . Nut Plate (Superseded by NAS1023D08K)	3					X		X
-	MS20426AD3-4	. . . Rivet: Solid, 3/32" X 1/4"	16					X		X
130	28-12659-15	. . Baffle Assembly (Used with 28-12676-7, -9)	1					X		X
-	MS21078-08K	. . . Nut Plate, 2-Lug, 8-32	1					X		X
-	NAJ17-82BC	. . . Nut Plate, 1-Lug, 8-32	1					X		X
-	MS20470AD3-3	. . . Rivet: Solid, 3/32" X 0.188"	2					X		X
140	28-12659-17	. . . Clip (Used with 28-12659-15)	1					X		X
140	28-12659-16	. . . Clip (Used with 28-12659-15 and superseded by 28-12659-17)	1					X		X
150	28-12611-5	. . Bracket Anchor (Used with 28-12676-7, -9)	1					X		X
160	28-12689-11	. . Fire Curtain Alternator (Used with 28-12676-7, -9 on S/N 793/2078 and subsequent).	1					X		X
170	28-12610-12	. . Baffle Fan Shroud LH	1					X		X
180	28-12610-13	. . Baffle Fan Shroud RH	1					X		X
190	28-12620-1	. Bracket Shroud Fan Up Support	1					X		X
-	MS21069-08	. . Plate Nut	1					X		X
-	MS20426AD3-4	. . Rivet, Solid, 3/32" X 3/16"	2					X		X
200	28-12647-1	. Vane & Splitter Assembly	1					X		X
-	MS20470AD4-4	. . Rivet: Solid, 1/8" X 0.250" Alum	12					X		X

ENSTROM F-28/280 SERIES ILLUSTRATED PARTS CATALOG

FIGURE 3-20 A. ENGINE FAN SHROUD ASSEMBLY
F28F S/N 825 and 280FX S/N 2134 and Previous

ITEM NUMBER	PART NUMBER	DESCRIPTION	QTY PER ASSY	MODELS AFFECTED						
				F-28A	280	F-28C	280C	F-28F	280F	280FX
-	28-12646-11	. . Upper Splitter	1					X		X
-	28-12646-13	. . Lower Splitter	1					X		X
-	28-12646-15	. . Clip Splitter	2					X		X
-	28-12646-17	. . Clip Splitter	2					X		X
-	280-126001-109	. . Vane Assembly	1					X		X
-	MS20426AD3-3	. . . Rivet, Solid, 3/32" X 3/16"	6					X		X
-	NAS686A08K	. . . Nut Plate	3					X		X
210	280-126001-9	. Vane Assembly	1					X		X
-	MS20470AD4-4	. . Rivet: Solid, 1/8" X 0.250" Alum	5					X		X
-	MS20470AD4-5	. . Rivet, Solid, 1/8" X 0.312" Alum	1					X		X
-	280-126001-15	. . Vane	1					X		X
-	280-126001-53	. . Clip Vane	1					X		X
-	280-126001-55	. . Clip Vane	1					X		X
220●●	28-126007-7	. Baffle Plate Assembly #1 Cylinder	1					X		X
220	28-126007-5	. Baffle, L/H Aft (Superseded by 28-126007-7)	1					X		X
-	82-35-302-15	. . Receptacle, Spring, Leaf #82	1					X		X
-	MS21069-06K	. . Nut Plate	2					X		X
-	MS20426A3-3.5	. . Rivet	4					X		X
-	NAS1097AD3-4	. . Rivet	2					X		X
230●●	28-12607-101	. Baffle Plate Assembly #3 Cylinder	1					X		X
230	28-12607-8	. Plate Baffle Assembly (Superseded by 28-126007-17)	1					X		X
-	82-35-302-15	. . Receptacle, Spring, Leaf #82	2					X		X
-	MS21069-06K	. . Nut Plate	2					X		X
-	MS20426AD3-3.5	. . Rivet	4					X		X
-	NAS1097AD3-4	. . Rivet	4					X		X
240●●	28-126007-17	. Baffle Plate #3 Cylinder	1					X		X
240	28-126007-3	. Plate Baffle (Superseded by 28-126007-17)	1					X		X
-	82-35-302-15	. . Receptacle, Spring, Leaf #82	2					X		X

ENSTROM F-28/280 SERIES ILLUSTRATED PARTS CATALOG

FIGURE 3-20 A. ENGINE FAN SHROUD ASSEMBLY
F28F S/N 825 and 280FX S/N 2134 and Previous

ITEM NUMBER	PART NUMBER	DESCRIPTION	QTY PER ASSY	MODELS AFFECTED						
				F-28A	280	F-28C	280C	F-28F	280F	280FX
–	NAS1097AD3-4	. . Rivet	4					X		X
250●●	28-12607-13	. Baffle Plate #4 Cylinder	1					X		X
250	28-12607-6	. Plate Baffle Assembly (Superseded by 28-12607-13)	1					X		X
–	82-35-302-15	. . Receptacle, Spring, Leaf #82	2					X		X
–	NAS1097AD3-4	. . Rivet	4					X		X
260	28-12613-5	. Baffle Fan Shroud	1					X		X
270	28-12613-4	. Baffle Fan Shroud	1					X		X
280●●	28-12629-11	. Baffle Plate	1					X		X
280	28-12616-1	. Plate Baffle Assembly (Superseded by 28-1629-11)	1					X		X
–	82-19-120-16	. . Fastener Stud Recess	3					X		X
–	82-19-140–16	. . Stud, Oval-Head, 0.198" (0.285)	4					X		X
–	43-13-1-24	. . Ejector Spring	7					X		X
–	82-32-101-20	. . Retainer, Ring, Split #82 Stud	7					X		X
290●●	28-12628-11	. Baffle Plate	1					X		X
290	28-12614-1	. Baffle Plate Assembly (Superseded by 28-16628-11)	1					X		X
–	82-19-120-16	. . Fastener Stud Recess	3					X		X
–	82-19-140–16	. . Stud, Oval-Head, 0.198" (0.285)	5					X		X
–	43-13-1-24	. . Spring Ejector	8					X		X
–	82-32-101-20	. . Retainer, Ring, Split #82 Stud	8					X		X
291●●	8X5/8	. . Screw (Used with 280A and 290A)	15					X		X
291●●	MS51861-36	. . Screw (Used with 280A and 290A) (Alternate)	15					X		X
292●●≡	A01789-8Z-1D	. . Nutplate	15					X		X
300	28-12615-1	. Plate Baffle Assembly	1					X		X
–	82-35-302-15	. . Receptacle, Spring, Leaf #82	6					X		X
–	MS20426A3-4	. . Rivet, Solid, 3/32" X 1/4"	12					X		X
310	28-12609-3	. Baffle Plate	1					X		X
–	82-35-302-15	. . Receptacle, Spring, Leaf #82	1					X		X

ENSTROM F-28/280 SERIES ILLUSTRATED PARTS CATALOG

FIGURE 3-20 A. ENGINE FAN SHROUD ASSEMBLY
F28F S/N F 825 and 280FX S/N 2134 and Previous

ITEM NUMBER	PART NUMBER	DESCRIPTION	QTY PER ASSY	MODELS AFFECTED						
				F-28A	280	F-28C	280C	F-28F	280F	280FX
-	MS21071-06	. . Nut Plate	1					X		X
-	MS21069-06	. . Nut Plate	1					X		X
-	NAS1097AD3-4	. . Rivet	2					X		X
-	280-127505-17	. . Stub Heat Duct	1					X		X
-	MS20470AD3-4	. . Rivet, Solid, 3/32" X 0.250"	4					X		X
-	NAS1097AD3-3	. . Rivet	4					X		X
320	28-12617-1	. Plate Baffle Assembly	1					X		X
-	G-89	. . Fabric: Fire Curtain, 0.057" Thick (In square yards)	0.002					X		X
-	MS20470A3-3	. . Rivet, Solid, 3/32" X 0.188"	6					X		X
-	NAS1149FN316P	. . Washer: Flat, #3 (0.016") Light	6					X		X
-	AN960-3	. . Washer (Superseded by NAS 1149FN316P)	6					X		X
-	MS21069-06	. . Nut Plate	5					X		X
-	MS20426AD3-3	. . Rivet, Solid, 3/32" X 3/16"	10					X		X
330	28-126008-3	. Plate Baffle Assembly	1					X		X
330	28-126008-1	. Plate Baffle Assembly (Superseded by 28-126008-3)	1					X		X
-	82-35-302-15	. . Receptacle, Spring, Leaf #82	1					X		X
-	MS21069-06	. . Nut Plate	3					X		X
-	NAS1097AD3-3	. . Rivet	2					X		X
-	NAS1097AD3-4	. . Rivet: Solid, 3/32" X 1/4"	10					X		X
-	28-12608-4	. . Tab Support	1					X		X
-	28-12621-1	. . Bracket Cover	1					X		X
-	28-181008-1	. . Ducting Stub	1					X		X
340	AN515-6-6	. Screw, Machine (RH), 6-32 X 0.375"	A/R					X		X
350	NAS1149FN632P	. Washer, Flat #6 Bolt Size	A/R					X		X
350	AN960-6	. Washer (Superseded by NAS1149FN632P)	A/R					X		X
360	MS35338-41	. Washer, Lock, #6 (0.031")	A/R					X		X

ENSTROM F-28/280 SERIES ILLUSTRATED PARTS CATALOG

FIGURE 3-20 A. ENGINE FAN SHROUD ASSEMBLY
F28F S/N 825 and 280FX S/N 2134 and Previous

ITEM NUMBER	PART NUMBER	DESCRIPTION	QTY PER ASSY	MODELS AFFECTED						
				F-28A	280	F-28C	280C	F-28F	280F	280FX
360	AN935-6	. Lock Washer (Superseded by MS35338-41)	A/R					X		X
370	MS35649-262	. Nut, Hex, 6-32 Light	A/R					X		X
370	AN340-632	. Nut (Superseded by MS35649-262)	A/R					X		X
380	NP500-456-7	. Screw, 1/4-20 X 7/16"	3					X		X
380	NK500-416-7	. Screw (Superseded by NP500-456-7)	3					X		X
390	NAS1149F0432P	. Washer: Flat, 1/4" (0.032") Light	3					X		X
390	AN960-416L	. Washer (Superseded by NAS1149F0432P)	3					X		X
400	AN502-10-8	. Screw	3					X		X
410	MS35333-39	. Lock Washer	3					X		X
410	AN936A10	. Lock Washer (Superseded by MS35333-39)	3					X		X
420*	65614	. Plug, Attaching	3					X		X
430	MS35206-244	. Screw, Machine (RH), 8-32 X 0.438"	5					X		X
430	AN515-8R7	. Screw (Superseded by MS35206-244)	5					X		X
440	NAS1149FN816P	. Washer: Flat, #8" (0.016) Light	5					X		X
440	AN960-8L	. Washer (Superseded by NAS1149FN816P)	5					X		X
450	AN3-3A	. Bolt, Mach, 10-32 X 0.469"	A/R					X		X
460	NAS1149F0432P	. Washer, Flat, #10 (0.032") Light	A/R					X		X
460	AN960-10L	. Washer (Superseded by NAS1149F0332P)	A/R					X		X
470	AN3-4A	. Bolt: Machine, 10-32 X 0.531"	1					X		X
480	28-12619-1	. Strut Assembly	1					X		X
-	28-12619-4	. Bracket End Lower	1							
-	28-12619-5	. Plate, End, Fan Shroud Strut	1							
490	28-12686-11	. Strut	1					X		X
500	AN3-5A	. Bolt, Mach, 10-32 X 0.656"	1					X		X
510	NAS1149F0363P	. Washer, Flat, #10 (0.063")	2					X		X

ENSTROM F-28/280 SERIES ILLUSTRATED PARTS CATALOG

FIGURE 3-20 A. ENGINE FAN SHROUD ASSEMBLY
F28F S/N F28F 825 and 280FX S/N 2134 and Previous

ITEM NUMBER	PART NUMBER	DESCRIPTION	QTY PER ASSY	MODELS AFFECTED						
				F-28A	280	F-28C	280C	F-28F	280F	280FX
510	AN960-10	. Washer (Superseded by NAS1149F0363P)	2					X		X
510	NAS1149F0363P	. Washer, Flat, #10 (0.063")	2					X		X
510	AN960-10	. Washer (Superseded by NAS1149F0363P)	2					X		X
520	MS21044N3	. Nut, Self-Locking	1					X		X
520	AN365-1032A	. Nut (Superseded by MS21044N3)	1					X		X
530	AN503-416-10	. Screw, Machine (Flh), 1/4-20 X 0.625"	6					X		X
530	AN503-416-28	. Screw, Machine (Flh), 1/4-20 X 1.750"	2					X		X
540	NAS1149F0432P	. Washer: Flat, 1/4" (0.032") Light	8					X		X
540	AN960-416L	. Washer (Superseded by NAS1149F0432P)	8					X		X
550	NAS43HT4-64	. Spacer	2					X		X
560	MS21919WCJ12	. Clamp, Loop, 3/4" Cushioned	3					X		X
565	AN526-1032R8	. Screw	1							
570	MS35206-245	. Screw: Mach (Ph), 8-32 X 0.500"	8					X		X
570	AN515-8R8	. Screw (Superseded by MS35206-245)	8					X		X
575	NAS1149F0332P	. Washer	1					X		X
580	NAS1149FN816P	. Washer: Flat, #8" (.016") Light	16					X		X
580	AN960-8L	. Washer (Superseded by NAS1149FN816P)	16					X		X
585	AN935-10	. Lock Washer	1					X		X
590	MS35338-42	. Washer: Lock, 0.040" #8 Light	7					X		X
590	AN935-8	. Lock Washer (Superseded by MS35338-42)	7					X		X
600	MS35649-282	. Nut: Hex, 8-32 Unc-2b Light	8					X		X
600	AN340-8	. Nut (Superseded by MS35649-282)	8					X		X
610	280-126001-69	. Bracket, Clamp, Support	3					X		X
620	AN742-F6	. Clamp	1					X		X

ENSTROM F-28/280 SERIES ILLUSTRATED PARTS CATALOG

FIGURE 3-20 A. ENGINE FAN SHROUD ASSEMBLY
F28F S/N F28F 825 and 280FX S/N 2134 and Previous

ITEM NUMBER	PART NUMBER	DESCRIPTION	QTY PER ASSY	MODELS AFFECTED						
				F-28A	280	F-28C	280C	F-28F	280F	280FX
630	4508-2	. Tape: Foam, 2"W (0.125" T) Black	82"					X		X

* Obtain from a Lycoming distributor.

NOTE 1 Parts listed are for both 28-12676-7 and 28-12676 -9 assemblies unless otherwise noted.

** Effectivity F-28F S/N 830 and subsequent. Effectivity 280FX S/N 2137 and subsequent. Retrofittable to F-28F S/N 509 and 280FX S/N 2001.

• Effectivity F-28F S/N 805 and subsequent. Effectivity 280FX S/N 2080 and subsequent.

•• Eligibility F-28F S/N 509-825 and 280FX S/N 2001-2134.

ENSTROM F-28/280 SERIES ILLUSTRATED PARTS CATALOG

INTENTIONALLY LEFT BLANK

ENSTROM F-28/280 SERIES ILLUSTRATED PARTS CATALOG

FIGURE 3-20 B. ENGINE FAN SHROUD ASSEMBLY
Early Models

ITEM NUMBER	PART NUMBER	DESCRIPTION	QTY PER ASSY	MODELS AFFECTED						
				F-28A	280	F-28C	280C	F-28F	280F	280FX
-	28-12676-5	. Shroud Assembly 24 VDC 100 Amp Alternator (Agriculture and Special Use Only)	1					X		X
-	28-12676-3	. Shroud Assembly No Auxiliary Oil Cooler (Obsolete)	1	X	X	X	X			
-	28-12676-1	. Shroud Assembly Prestolite Starter (Obsolete)	1	X	X	X	X	X	X	X
10	28-12675-1	. . Fan Shroud Assembly (Obsolete. Was used with 28-12676-1, -3, -5)	1			X	X	X	X	X
20	280-126001-906	. . . Vane Assembly (Used with 28-12675-1)	1			X	X	X	X	X
-	MS20426A3-4 Rivet, Solid, 3/32" X 1/4"	5			X	X	X	X	X
-	MS20470AD3-4 Rivet, Solid, 3/32" X 0.250"	2			X	X	X	X	X
-	NAS1068A08 Nut Plate, 2-Lug, 8-32 Floating	1			X	X	X	X	X
-	280-126001-33 Baffle Fan Shroud Upper	1			X	X	X	X	X
-	280-126001-51 Vane	1			X	X	X	X	X
30	28-12656-1	. . . Oil Cooler Duct Assembly (Obsolete. Was used with 28-12675-1)	1			X	X	X	X	X
-	MS21078-3 Nut Plate	7			X	X	X	X	X
-	NAJ17-02BC Nut Plate	2			X	X	X	X	X
-	MS20426AD3-4 Rivet: Solid, 3/32" X 1/4"	18			X	X	X	X	X
-	28-12652-5	. . . Aft Wall Baffle Duct Assembly	1			X	X	X	X	X
-	28-12653-5	. . . Baffle Oil Cooling Duct	1			X	X	X	X	X
40	28-12149-1	. . . Stub, Fan Shroud	1			X	X	X	X	X
50	28-12655-3	. . Oil Cooler Duct Assembly (Used with 28-12676-1, -3, -5)	1			X	X	X	X	X
-	MS21078-3	. . . Nut Plate, 2-Lug, 10-32	3					X		X
-	MS20426AD3-4	. . . Rivet: Solid 3/32" X 1/4"	6					X		X
-	MS20426A3-4	. . . Rivet: Solid 3/32" X 1/4"	4					X		X
-	28-12650-1	. . . Forward Wall Fan Shroud Assembly	1					X		X

ENSTROM F-28/280 SERIES ILLUSTRATED PARTS CATALOG

FIGURE 3-20 B. ENGINE FAN SHROUD ASSEMBLY

Early Models

ITEM NUMBER	PART NUMBER	DESCRIPTION	QTY PER ASSY	MODELS AFFECTED						
				F-28A	280	F-28C	280C	F-28F	280F	280FX
-	28-12651-13	. . . Surface Lower Oil Cooler Duct	1					X		X
50‡	28-12655-1	. . Oil Cooler Duct Assembly (Was used with 28-12676-1, -3, -5) Superseded by 28-12655-3	1			X	X	X	X	X
-	MS21078-3	. . . Nut Plate, 2-Lug, 10-32	3			X	X	X	X	X
-	MS20426AD3-4	. . . Rivet: Solid 3/32" X 1/4"	6			X	X	X	X	X
-	MS20426A3-4	. . . Rivet: Solid 3/32" X 1/4"	4			X	X	X	X	X
-	28-12650-11	. . . Forward Wall Fan Shroud Assembly	1			X	X	X	X	X
-	28-12651-11	. . . Surface Lower Oil Cooler Duct	1			X	X	X	X	X
60	28-12662-13	. . . Cover Oil Cooler Duct (Used with 28-12655-3)	1			X	X	X	X	X
-	AJW4-30	. . . Wing Fastener	2			X	X	X	X	X
-	GA4-250	. . . Retainer, Stud	2			X	X	X	X	X
60	28-12662-11	. . . Cover (Used with 28-12655-1)	1			X	X	X	X	X
-	AJW4-30	. . . Wing Fastener	2			X	X	X	X	X
-	GA4-250	. . . Retainer, Stud	2			X	X	X	X	X
-	28-12650-17	. . . Forward Wall Fan Shroud Seal (Used With 28-12655-5)	1					X		X
-	G-89 Fabric: Fire Curtain, 3/64" Thick (In Square Yards)	0.002					X		X
70	28-12674-1	. . Starter Shroud Assembly (Used with 28-12676-1, -3, -5)	1			X	X	X	X	X
-	28-12658-11	. . . Shroud Starter	1			X	X	X	X	X
-	28-12663-11	. . . Doubler Starter Shroud	1			X	X	X	X	X
-	28-12669-11	. . . Curtain Starter Shroud	1			X	X	X	X	X
-	G-89 Fabric: Fire Curtain, 3/64" Thick (In square yards)	0.03			X	X	X	X	X
80	28-12681-3	. . Duct Assembly Oil Cooler Lower (Used With 28-12676-5)	1					X		X
-	MS20426AD3-3	. . . Rivet, Solid, 3/32" X 3/16"	2					X		X
-	MS20426AD3-4	. . . Rivet: Solid, 3/32" X 1/4"	13					X		X
-	MS20470AD3-4	. . . Rivet, Solid, 3/32" X 0.250"	10					X		X

ENSTROM F-28/280 SERIES ILLUSTRATED PARTS CATALOG

FIGURE 3-20 B. ENGINE FAN SHROUD ASSEMBLY
Early Models

ITEM NUMBER	PART NUMBER	DESCRIPTION	QTY PER ASSY	MODELS AFFECTED						
				F-28A	280	F-28C	280C	F-28F	280F	280FX
-	MS21078-3	. . . Nut Plate, 2-Lug, 10-32	4					X		X
-	MS21080-3	. . . Nut Plate	2					X		X
-	1219-4200-Z3Y	. . . Spring	2					X		X
-	28-12667-13	. . . Doubler- Oil Cooler Duct 28 Volt	1					X		X
-	28-12668-13	. . . Fire Curtain - Oil Cooler Duct 28 Volt	1					X		X
-	28-12682-13	. . . Deflector Fan Shroud 28 Volt	1					X		X
-	28-12683-3	. . . Bracket Assembly Fan Shroud 28 Volt	1					X		X
-	28-12684-11	. . . Angle Left Hand Lower Oil Cool Duct	1					X		X
-	28-12685-13	. . . Shroud Left Side	1					X		X
80	28-12681-1	. . Duct Assembly Oil Cooler Lower (Used with 28-12676-1,-3)	1			X	X	X	X	X
-	MS20426AD3-4	. . . Rivet: Solid, 3/32" X 1/4"	15			X	X	X	X	X
-	MS20470AD3-4	. . . Rivet, Solid, 3/32" X 0.250"	13			X	X	X	X	X
-	MS21078-3	. . . Nut Plate, 2-Lug, 10-32	5			X	X	X	X	X
-	MS21080-3	. . . Nut Plate	2			X	X	X	X	X
-	1219-4200-Z3Y	. . . Spring	2			X	X	X	X	X
-	28-12666-1	. . . Cover Oil Cooler Duct Fan	1			X	X	X	X	X
-	28-12684-11	. . . Angle L/H Lower Oil Cool Duct	1			X	X	X	X	X
-	28-12685-11	. . . Fan Shroud Lt Side Lower	1			X	X	X	X	X
-	28-12667-11	. . . Doubler Oil Cooler Duct	1			X	X	X	X	X
-	28-12668-11	. . . Curtain Baffle Oil Cooler Duct	1			X	X	X	X	X
-	G-89	. . . Fabric: Fire Curtain, 0.057" Thick (In Square Yards)	0.04			X	X	X	X	X
90	28-12682-11	. . . Deflector Left Side Lower Fan Shroud	1			X	X	X	X	X

ENSTROM F-28/280 SERIES ILLUSTRATED PARTS CATALOG

FIGURE 3-20 B. ENGINE FAN SHROUD ASSEMBLY
Early Models

ITEM NUMBER	PART NUMBER	DESCRIPTION	QTY PER ASSY	MODELS AFFECTED						
				F-28A	280	F-28C	280C	F-28F	280F	280FX
100	28-12683-1	. . . Bracket Assembly Fan Shroud (Use With 28-12681-1 and 28-12681-5)	1			X	X	X	X	X
-	28-12683-11 Bracket Fan Shroud	1			X	X	X	X	X
-	28-12683-13 Bracket, Shroud, Lower. Left. Fan	1			X	X	X	X	X
100	28-12683-3	. . . Bracket Assembly Fan Shroud 28 Volt (Use With 28-12681-3)	1					X		X
-	28-12683-13 Bracket, Shroud, Lower Left Fan	1					X		X
-	28-12683-15 Bracket Fan Shroud 28 V	1					X		X
110	28-12666-3	. . Cover Oil Cooler Duct Fan Shroud (Used With 28-12681-5)	1			X	X	X	X	X
-	AJW4-30	. . . Wing Fastener	2			X	X	X	X	X
-	GA4-250	. . . Retainer	2			X	X	X	X	X
110	28-12666-1	. . Cover Oil Cooler Duct Fan Shroud (Used With 28-12681-1 and 28-12681-3)	1			X	X	X	X	X
-	AJW4-30	. . . Wing Fastener	2			X	X	X	X	X
-	GA4-250	. . . Retainer	2			X	X	X	X	X
120	28-12687-1	. . Baffle	1			X	X	X	X	X
-	NAS1023D08K	. . . Nut Plate	5			X	X	X	X	X
-	NAJ1-82BC	. . . Nut Plate (Superseded by NAS1023D08K)	5			X	X	X	X	X
-	MS20426AD3-4	. . . Rivet	16			X	X	X	X	X
-	28-12678-11	. . Cover, Auxiliary Oil Cooler (Obsolete. Was used with 28-12676-3)	1			X	X			
-	AN3-4A	. . Bolt (Used with 28-12676-3)	4			X	X			
130	28-12679-3	. . Baffle Assembly 28 Volt (Used with 28-12676-5)	1					X		X
-	MS20426A3-4	. . . Rivet, Solid, 3/32" X 1/4"	10					X		X

ENSTROM F-28/280 SERIES ILLUSTRATED PARTS CATALOG

FIGURE 3-20 B. ENGINE FAN SHROUD ASSEMBLY

Early Models

ITEM NUMBER	PART NUMBER	DESCRIPTION	QTY PER ASSY	MODELS AFFECTED						
				F-28A	280	F-28C	280C	F-28F	280F	280FX
-	MS21078-08	. . . Nut Plate, 2-Lug, 8-32	2					X		X
-	MS21080-3	. . . Nut Plate	1					X		X
-	28-12659-13	. . . Baffle Left Side Fan Shroud	1					X		X
130	28-12679-1	. . Baffle Assembly (Used with 28-12676-1, -3)	1			X	X	X	X	X
-	MS20426A3-4	. . . Rivet, Solid, 3/32" X 1/4"	8			X	X	X	X	X
-	MS20470AD3-4	. . . Rivet, Solid, 3/32" X 0.250"	6			X	X	X	X	X
-	MS21078-08	. . . Nut Plate, 2-Lug, 8-32	3			X	X	X	X	X
140	PART NOT USED IN THIS ASSEMBLY									
150	28-12611-5	. . . Bracket Anchor	1			X	X	X	X	X
160	28-12677-1	. . Doubler Assembly (Used with 28-12676-1, -3)	1			X	X	X	X	X
160	28-12677-3	. . Doubler Assembly (Obsolete Was used with 28-12676-5)	1					X		X
170	28-12610-12	. . Baffle Fan Shroud LH	1			X	X	X	X	X
180	28-12610-13	. . Baffle Fan Shroud RH	1			X	X	X	X	X
190	28-12620-1	. Bracket Shroud Fan Up Support	1			X	X	X	X	X
-	MS21069-08	. . Plate Nut	1			X	X	X	X	X
-	MS20426AD3-4	. . Rivet, Solid, 3/32" X 3/16"	2			X	X	X	X	X
200	28-12647-1	. Vane & Splitter Assembly	1					X	X	X
-	MS20470AD4-4	. . Rivet: Solid, 1/8"X0.250" Alum	12					X	X	X
-	28-12646-11	. . Upper Splitter	1					X	X	X
-	28-12646-13	. . Lower Splitter	1					X	X	X
-	28-12646-15	. . Clip Splitter	2					X	X	X
-	28-12646-17	. . Clip Splitter	2					X	X	X
-	280-126001-109	. . Vane Assembly	1					X	X	X
-	MS20426AD3-3	. . . Rivet, Solid, 3/32" X 3/16"	6					X	X	X
-	NAS686A08K	. . . Nut Plate	3					X	X	X
200	28-12645-1	. Vane & Splitter Assembly	1			X	X			

ENSTROM F-28/280 SERIES ILLUSTRATED PARTS CATALOG

FIGURE 3-20 B. ENGINE FAN SHROUD ASSEMBLY
Early Models

ITEM NUMBER	PART NUMBER	DESCRIPTION	QTY PER ASSY	MODELS AFFECTED						
				F-28A	280	F-28C	280C	F-28F	280F	280FX
-	MS20470AD4-4	. . Rivet:Solid,1/8" X 0.250" Alum	4			X	X			
-	280-126001-11	. . Vane Splitter	1			X	X			
-	280-126001-3	. . Splitter Assembly	1			X	X			
210	280-126001-9	. Vane Assembly	1			X	X	X	X	X
-	MS20470AD4-4	. . Rivet: Solid,1/8" X 0.250" Alum	5			X	X	X	X	X
-	MS20470AD4-5	. . Rivet, Solid, 1/8" X 0.312" Alum	1			X	X	X	X	X
-	280-126001-15	. . Vane	1			X	X	X	X	X
-	280-126001-53	. . Clip Vane	1			X	X	X	X	X
-	280-126001-55	. . Clip Vane	1			X	X	X	X	X
220	28-126007-7	. Baffle Plate Assembly #1 Cylinder	1			X	X	X	X	X
220	28-126007-5	. Baffle, L/H Aft (Superseded by 28-126007-7)	1			X	X	X	X	X
-	82-35-302-15	. . Receptacle, Spring, Leaf #82	1			X	X	X	X	X
-	MS21069-06K	. . Nut Plate	2			X	X	X	X	X
-	MS20426A3-3.5	. . Rivet	4			X	X	X	X	X
-	NAS1097AD3-4	. . Rivet	2					X		X
230	28-12607-101	. Baffle Plate Assembly #2 Cylinder	1			X	X	X	X	X
230	28-12607-8	. Plate Baffle Assembly (Superseded by 28-12607-101)	1			X	X	X	X	X
-	82-35-302-15	. . Receptacle, Spring, Leaf #82	2			X	X	X	X	X
-	MS21069-06K	. . Nut Plate	2			X	X	X	X	X
-	MS20426AD3-3.5	. . Rivet	4			X	X	X	X	X
-	NAS1097AD3-4	. . Rivet	4			X	X	X	X	X
240	28-126007-17	. Baffle Plate #3 Cylinder	1			X	X	X	X	X
240	28-126007-3	. Plate Baffle (Superseded by 28-126007-17)	1			X	X	X	X	X
-	82-35-302-15	. . Receptacle, Spring, Leaf #82	2			X	X	X	X	X
-	NAS1097AD3-4	. . Rivet	4			X	X	X	X	X
250	28-12607-13	. Baffle Plate #4 Cylinder	1			X	X	X	X	X
250	28-12607-6	. Plate Baffle Assembly (Superseded by 28-12607-13)	1			X	X	X	X	X

ENSTROM F-28/280 SERIES ILLUSTRATED PARTS CATALOG

FIGURE 3-20 B. ENGINE FAN SHROUD ASSEMBLY

Early Models

ITEM NUMBER	PART NUMBER	DESCRIPTION	QTY PER ASSY	MODELS AFFECTED						
				F-28A	280	F-28C	280C	F-28F	280F	280FX
-	82-35-302-15	. . Receptacle, Spring, Leaf #82	2			X	X	X	X	X
-	NAS1097AD3-4	. . Rivet	4			X	X	X	X	X
260	28-12613-5	. Baffle Fan Shroud	1			X	X	X	X	X
270	28-12613-4	. Baffle Fan Shroud	1			X	X	X	X	X
280	28-12629-11	. Baffle Plate	1			X	X	X	X	X
280	28-12616-1	. Plate Baffle Assembly (Superseded by 28-12629-11)	1			X	X	X	X	X
-	82-19-120-16	. . Fastener Stud Recess	3			X	X	X	X	X
-	82-19-140-16	. . Stud, Oval-Head, 0.198" (0.285")	4			X	X	X	X	X
-	43-13-1-24	. . Ejector Spring	7			X	X	X	X	X
-	82-32-101-20	. . Retainer, Ring, Split #82 Stud	7			X	X	X	X	X
290	28-12628-11	. Baffle Plate	1			X	X	X	X	X
290	28-12614-1	. Baffle Plate Assembly (Superseded by 28-12628-11)	1			X	X	X	X	X
-	82-19-120-16	. . Fastener Stud Recess	3			X	X	X	X	X
-	82-19-140-16	. . Stud, Oval-Head, 0.198"(0.285")	5			X	X	X	X	X
-	43-13-1-24	. . Spring Ejector	8			X	X	X	X	X
-	82-32-101-20	. . Retainer, Ring, Split #82 Stud	8			X	X	X	X	X
291	8X5/8	. . Screw (Used with 280A and 290A)	15			X	X	X	X	X
291	MS51861-36	. . Screw (Used with 280A and 290A) (Alternate)	15			X	X	X	X	X
292≡	A01789-8Z-1D	. . Nutplate	15			X	X	X	X	X
300	28-12615-1	. Plate Baffle Assembly	1			X	X	X	X	X
-	82-35-302-15	. . Receptacle, Spring, Leaf #82	6			X	X	X	X	X
-	MS20426A3-4	. . Rivet, Solid, 3/32" X 1/4"	12			X	X	X	X	X
310	28-12609-3	. Baffle Plate	1			X	X	X	X	X
-	82-35-302-15	. . Receptacle, Spring, Leaf #82	1			X	X	X	X	X
-	MS21071-06	. . Nut Plate	1			X	X	X	X	X

ENSTROM F-28/280 SERIES ILLUSTRATED PARTS CATALOG

FIGURE 3-20 B. ENGINE FAN SHROUD ASSEMBLY
Early Models

ITEM NUMBER	PART NUMBER	DESCRIPTION	QTY PER ASSY	MODELS AFFECTED						
				F-28A	280	F-28C	280C	F-28F	280F	280FX
-	MS21069-06	. . Nut Plate	1			X	X	X	X	X
-	NAS1097AD3-4	. . Rivet	2			X	X	X	X	X
-	280-127505-17	. . Stub Heat Duct	1			X	X	X	X	X
-	MS20470AD3-4	. . Rivet, Solid, 3/32" X 0.250"	4			X	X	X	X	X
-	NAS1097AD3-3	. . Rivet	4			X	X	X	X	X
320	28-12617-1	. Plate Baffle Assembly	1			X	X	X	X	X
-	G-89	. . Fabric: Fire Curtain, 3/64" Thick (In square yards)	0.002			X	X	X	X	X
-	MS20470A3-3	. . Rivet, Solid, 3/32" X 0.188"	6			X	X	X	X	X
-	NAS1149FN316P	. . Washer: Flat, #3 (0.016") Light	6			X	X	X	X	X
-	AN960-3	. . Washer (Superseded by NAS 1149FN316P)	6			X	X	X	X	X
-	MS21069-06	. . Nut Plate	5			X	X	X	X	X
-	MS20426AD3-3	. . Rivet, Solid, 3/32" X 3/16"	10			X	X	X	X	X
330	28-126008-3	. Plate Baffle Assembly	1			X	X	X	X	X
330	28-126008-1	. Plate Baffle Assembly (Superseded by 28-126008-3)	1			X	X	X	X	X
-	82-35-302-15	. . Receptacle, Spring, Leaf #82	1			X	X	X	X	X
-	MS21069-06	. . Nut Plate	3			X	X	X	X	X
-	NAS1097AD3-3	. . Rivet	2			X	X	X	X	X
-	NAS1097AD3-4	. . Rivet: Solid, 3/32" X 1/4"	10			X	X	X	X	X
-	28-12608-4	. . Tab Support	1			X	X	X	X	X
-	28-12621-1	. . Bracket Cover	1			X	X	X	X	X
-	28-181008-1	. . Ducting Stub	1			X	X	X	X	X
340	AN515-6-6	. Screw, Machine (RH), 6-32 X 0.375"	A/R			X	X	X	X	X
350	NAS1149FN632P	. Washer, Flat #6 Bolt Size	A/R			X	X	X	X	X
350	AN960-6	. Washer (Superseded by NAS1149FN632P)	A/R			X	X	X	X	X
360	MS35338-41	. Washer, Lock, #6 (0.031")	A/R			X	X	X	X	X
360	AN935-6	. Lock Washer (Superseded by MS35338-41)	A/R			X	X	X	X	X

ENSTROM F-28/280 SERIES ILLUSTRATED PARTS CATALOG

FIGURE 3-20 B. ENGINE FAN SHROUD ASSEMBLY
Early Models

ITEM NUMBER	PART NUMBER	DESCRIPTION	QTY PER ASSY	MODELS AFFECTED						
				F-28A	280	F-28C	280C	F-28F	280F	280FX
370	MS35649-262	. Nut, Hex, 6-32 Light	A/R			X	X	X	X	X
370	AN340-632	. Nut (Superseded by MS35649-262)	A/R			X	X	X	X	X
380	NP500-456-7	. Screw, 1/4-20 X 7/16"	3			X	X	X	X	X
380	NK500-416-7	. Screw (Superseded by NP500-456-7)	3			X	X	X	X	X
390	NAS1149F0432P	. Washer: Flat, 1/4" (0.032") Light	3			X	X	X	X	X
390	AN960-416L	. Washer (Superseded by NAS1149F0432P)	3			X	X	X	X	X
400	AN502-10-8	. Screw	3			X	X	X	X	X
410	MS35333-39	. Lock Washer	3			X	X	X	X	X
410	AN936A10	. Lock Washer (Superseded by MS35333-39)	3			X	X	X	X	X
420*	65614	. Plug, Attaching	3			X	X	X	X	X
430	MS35206-244	. Screw, Machine (RH), 8-32 X 0.438"	5			X	X	X	X	X
430	AN515-8R7	. Screw (Superseded by MS35206-244)	5			X	X	X	X	X
440	NAS1149FN816P	. Washer: Flat, #8" (0.016") Light	5			X	X	X	X	X
440	AN960-8L	. Washer (Superseded by NAS1149FN816P)	5			X	X	X	X	X
450	AN3-3A	. Bolt, Mach, 10-32 X 0.469"	A/R			X	X	X	X	X
460	NAS1149F0432P	. Washer, Flat, #10 (0.032") Light	A/R			X	X	X	X	X
460	AN960-10L	. Washer (Superseded by NAS1149F0332P)	A/R			X	X	X	X	X
470	AN3-4A	. Bolt: Machine, 10-32 X 0.531"	1			X	X	X	X	X
480	28-12619-1	. Strut Assembly	1			X	X	X	X	X
-	28-12619-4	. . Bracket End Lower	1							
-	28-12619-5	. . Plate, End, Fan Shroud Strut	1							
490	28-12686-11	. Strut	1			X	X	X	X	X
500	AN3-5A	. Bolt, Mach, 10-32 X 0.656"	1			X	X	X	X	X
510	NAS1149F0363P	. Washer, Flat, #10 (0.063")	2			X	X	X	X	X

ENSTROM F-28/280 SERIES ILLUSTRATED PARTS CATALOG

FIGURE 3-20 B. ENGINE FAN SHROUD ASSEMBLY
Early Models

ITEM NUMBER	PART NUMBER	DESCRIPTION	QTY PER ASSY	MODELS AFFECTED						
				F-28A	280	F-28C	280C	F-28F	280F	280FX
510	AN960-10	. Washer (Superseded by NAS1149F0363P)	2			X	X	X	X	X
520	MS21044N3	. Nut, Self-Locking	1			X	X	X	X	X
520	AN365-1032A	. Nut (Superseded by MS21044N3)	1			X	X	X	X	X
530	AN503-416-10	. Screw, Machine (Flh), 1/4-20 X 0.625"	6			X	X	X	X	X
530	AN503-416-28	. Screw, Machine (Flh), 1/4-20 X 1.750"	2			X	X	X	X	X
530	AN503-416-10	. Screw, Machine (Flh), 1/4-20 X 0.625" (No Auxiliary Cooler)	8			X	X			
540	NAS1149F0432P	. Washer: Flat, 1/4" (0.032") Light	8			X	X	X	X	X
540	AN960-416L	. Washer (Superseded by NAS1149F0432P)	8			X	X	X	X	X
550	NAS43HT4-64	. Spacer	2			X	X	X	X	X
560	MS21919WCJ12	. Clamp, Loop, 3/4" Cushioned	3			X	X	X	X	X
565	AN526-1032R8	. Screw	1			X	X	X	X	X
570	MS35206-245	. Screw: Mach (Ph), 8-32 X 0.500"	9			X	X	X	X	X
570	AN515-8R8	. Screw (Superseded by MS35206-245)	9			X	X	X	X	X
575	NAS1149F0332P	. Washer	1			X	X	X	X	X
580	NAS1149FN816P	. Washer: Flat, #8" (0.016") Light	16			X	X	X	X	X
580	AN960-8L	. Washer (Superseded by NAS1149FN816P)	16			X	X	X	X	X
585	AN935-10	. Lock Washer	1			X	X	X	X	X
590	MS35338-42	. Washer: Lock, 0.040" #8 Light	7			X	X	X	X	X
590	AN935-8	. Lock Washer (Superseded by MS35338-42)	7			X	X	X	X	X
595	AN345-10	. Nut	1			X	X	X	X	X
600	MS35649-282	. Nut: Hex, 8-32 Unc-2b Light	7			X	X	X	X	X
600	AN340-8	. Nut (Superseded by MS35649-282)	7			X	X	X	X	X

ENSTROM F-28/280 SERIES ILLUSTRATED PARTS CATALOG

FIGURE 3-20 B. ENGINE FAN SHROUD ASSEMBLY

Early Models

ITEM NUMBER	PART NUMBER	DESCRIPTION	QTY PER ASSY	MODELS AFFECTED						
				F-28A	280	F-28C	280C	F-28F	280F	280FX
610	280-126001-69	. Bracket, Clamp, Support	3			X	X	X	X	X
620	AN742-F6	. Clamp	1			X	X	X	X	X
630	4508-2	. Tape: Foam, 2" W (0.125" T) Black	82"			X	X	X	X	X

* Obtain from a Lycoming Distributor.

‡ Effectivity F28 S/N 766 - 775 and subsequent. Effectivity 280 S/N 2049 – 2057, and 2059 and subsequent. Retrofittable to F28F S/N 509 and 280FX S/N 2001.

NOTE 1 Parts listed are for 28-12676-1, 28-12676-3 and 28-12676 -5 assemblies unless otherwise noted.

ENSTROM F-28/280 SERIES ILLUSTRATED PARTS CATALOG

INTENTIONALLY LEFT BLANK

ENSTROM F-28/280 SERIES ILLUSTRATED PARTS CATALOG

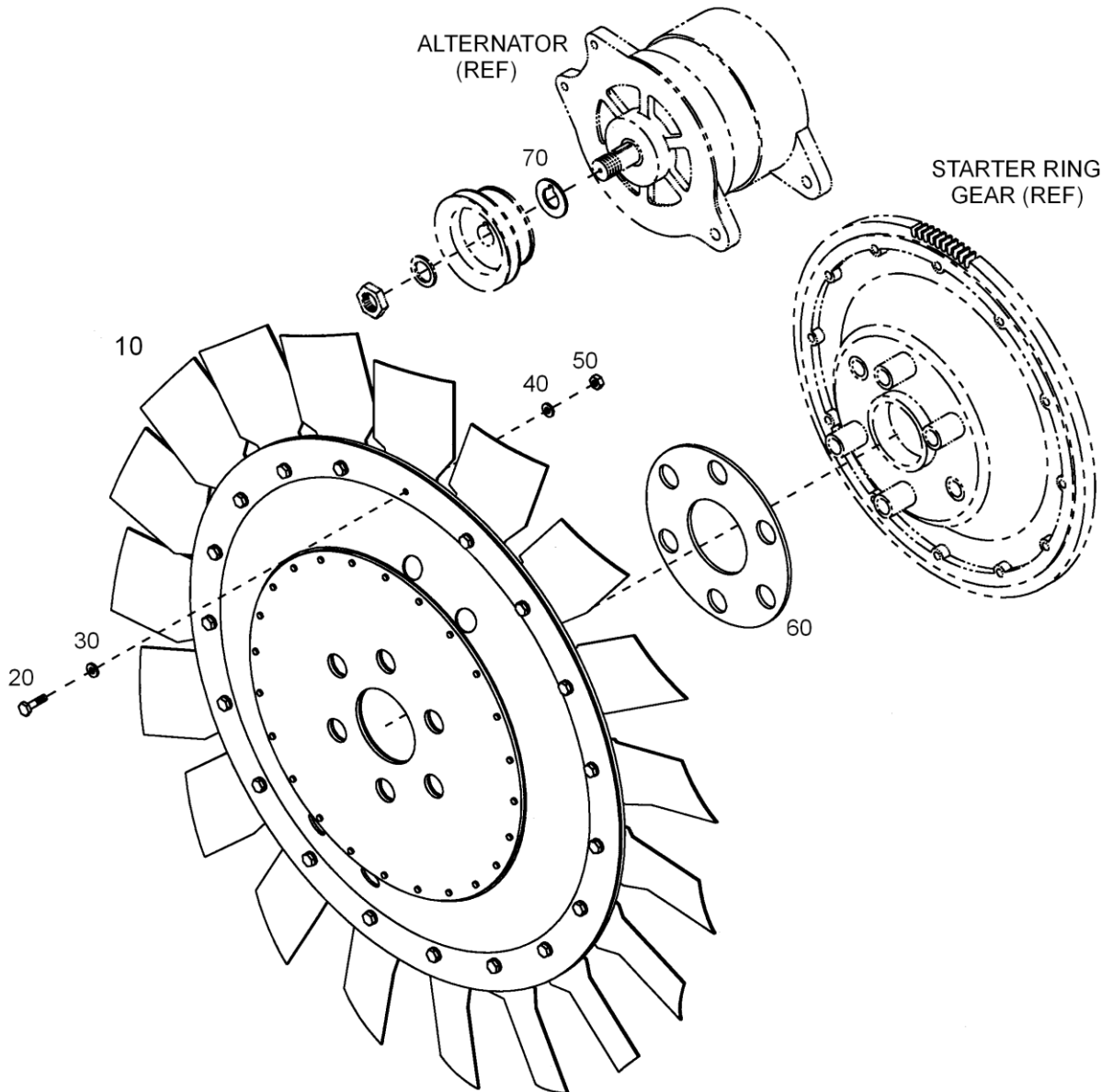


FIGURE 3-21. COOLING FAN AND ALTERNATOR INSTALLATION (ALL MODELS)

ENSTROM F-28/280 SERIES ILLUSTRATED PARTS CATALOG

FIGURE 3-21. COOLING FAN AND ALTERNATOR INSTALLATION (ALL MODELS)

ITEM NUMBER	PART NUMBER	DESCRIPTION	QTY PER ASSY	MODELS AFFECTED						
				F-28A	280	F-28C	280C	F-28F	280F	280FX
10	28-12601-1	. Fan Assembly	1	X	X	X	X	X	X	X
-	28-12603-1	. . Fan Disk Assembly	1	X	X	X	X	X	X	X
-	MS20470AD5-7	. . . Rivet: Solid, 5/32" X 0.438"	24	X	X	X	X	X	X	X
-	28-12603-3	. . . Disc Fan Engine	1	X	X	X	X	X	X	X
-	28-12603-4	. . Stiffener Disk Fan Engine	1	X	X	X	X	X	X	X
-	28-12605-1	. . Ring Blade Assembly	1	X	X	X	X	X	X	X
-	28-12642-1	. . . Ring, Weight, Mass	1	X	X	X	X	X	X	X
-	28-12644-1	. . . Blade, Fan, Engine Cooling	19	X	X	X	X	X	X	X
-	MS20427M4-7	. . . Rivet, Solid, 1/8" X 0.438"	38	X	X	X	X	X	X	X
20	AN3-6A	. . Bolt	19	X	X	X	X	X	X	X
20*	AN3-5A	. . Bolt	A/R	X	X	X	X	X	X	X
30	AN960-10	. . Washer	19	X	X	X	X	X	X	X
30*	AN960-10L	. . Washer	A/R	X	X	X	X	X	X	X
40	AN960-10L	. . Washer	19	X	X	X	X	X	X	X
40*	AN960-10	. . Washer	A/R	X	X	X	X	X	X	X
50	MS21083N3	. . Nut	19	X	X	X	X	X	X	X
50	AN364-1032A	. . Nut (Superseded by MS21083N3)	19	X	X	X	X	X	X	X
60	28-13231-7	. Shim Drive Pulley	1	X	X	X	X	X	X	X
70	28-21017-1	. Spacer, Alternator	1	X	X	X	X	X	X	X
-**	37A19773-376	. Alternator Belt	1	X	X	X	X	X	X	X

* Used as required for balancing the fan assembly.

** Obtain from a Lycoming distributor

ENSTROM F-28/280 SERIES ILLUSTRATED PARTS CATALOG

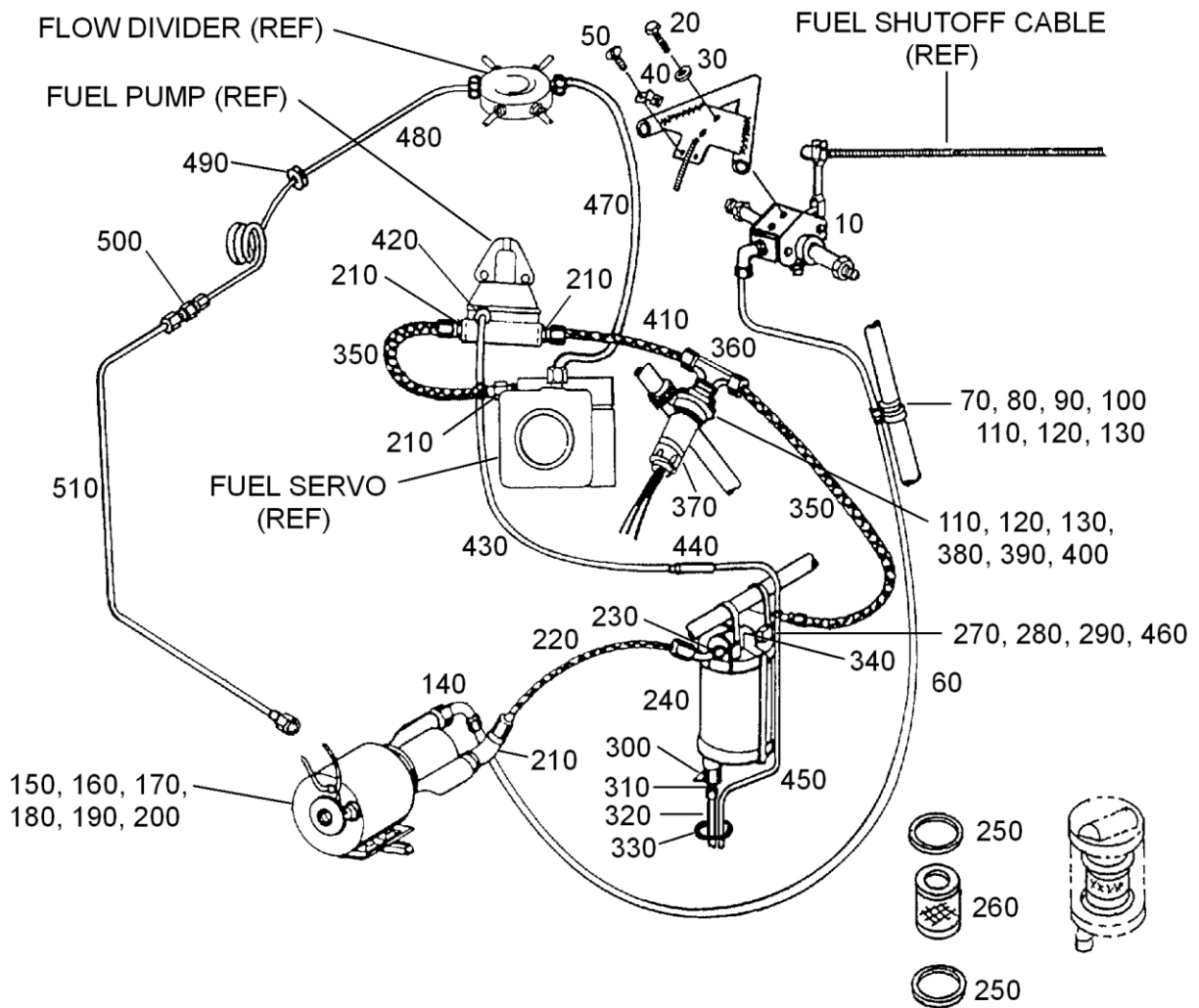


FIGURE 3-22. ENGINE FUEL SYSTEM (A MODELS)

ENSTROM F-28/280 SERIES ILLUSTRATED PARTS CATALOG

FIGURE 3-22. ENGINE FUEL SYSTEM (A MODELS)

ITEM NUMBER	PART NUMBER	DESCRIPTION	QTY PER ASSY	MODELS AFFECTED						
				F-28A	280	F-28C	280C	F-28F	280F	280FX
10	280-124001-1	. Fuel Shutoff Valve Assembly (See Fig. 3-25 for breakdown)	1	X	X					
20	AN3-3A	. Bolt	2	X	X					
30	AN960-10L	. Washer	2	X	X					
40	28-12400-23	. Bracket	1	X	X					
50	AN526C832R8	. Screw	2	X	X					
60	28-12100-8	. Line Assembly (Obsolete)	1	X	X					
60	28-12142-1	. Line Assembly (Obsolete was alternate)	1	X	X					
70	MS21919WF6	. Clamp	1	X	X					
80	MS21919WF12	. Clamp	1	X	X					
90	MS21919WF14	. Clamp	1	X	X					
100	AN515-8-16	. Screw, 8-32 X 1	1	X	X					
100	AN515-8R16	. Screw (Superseded by AN515-8-16)	1	X	X					
110	NAS1149FN816P	. Washer	6	X	X					
110	AN960-8L	. Washer (Superseded by NAS1149FN816P)	6	X	X					
120	MS35338-42	. Lock Washer	2	X	X					
120	AN935-8	. Lock Washer (Superseded by MS35338-42)	2	X	X					
130	MS35649-282	. Nut, Hex 8-32 UNC-2B	2	X	X					
130	AN340-8	. Nut (Superseded by MS35649-282)	2	X	X					
140	6-V5OX-S	. Elbow (Obsolete)	1	X	X					
-	MS29512-06	. O-Ring (Obsolete)	1	X	X					
150**	A-8110-G	. Boost Pump	1	X	X					
150*	8110-CC	. Boost Pump (Obsolete)	1	X	X					
160	NP500-456-7	. Screw	4	X	X					
160*	NK500-416-7	. Screw (Superseded by NP500-456-7)	4	X	X					
160**	AN4-3A	. Bolt	4	X	X					
170*	NAS1149F0432P	. Washer	12	X	X					

ENSTROM F-28/280 SERIES ILLUSTRATED PARTS CATALOG

FIGURE 3-22. ENGINE FUEL SYSTEM (A MODELS)

ITEM NUMBER	PART NUMBER	DESCRIPTION	QTY PER ASSY	MODELS AFFECTED						
				F-28A	280	F-28C	280C	F-28F	280F	280FX
170*	AN960-416L	. Washer (Superseded by NAS1149F0432P)	12	X	X					
170**	NAS1149F0432P	. Washer	8	X	X					
170**	AN960-416L	. Washer (Superseded by NAS1149F0432P)	8	X	X					
180**	MS21083N4	. Nut	4	X	X					
180**	AN364-428A	. Nut (Superseded by MS21083N4)	4	X	X					
190 **	28-12101-11	. Bracket	2	X	X					
200**	QS200-M40S	. Clamp	1	X	X					
210	MS51525-B6-8	. Connector	4	X	X					
210	6-F5OX-S	. Connector (Superseded by MS51525-B6-8)	4	X	X					
-	MS28778-6	. . O-Ring	1	X	X					
-	MS29512-06	. . O-Ring (Superseded by MS28778-6)	1	X	X					
220	270624141H0080	. Hose Assembly	1	X	X					
230	AN816-6	. Connector	2	X	X					
230	6-6FBTX-S	. Connector (Superseded by AN816-6)	2	X	X					
240	G199-105-4	. Fuel Strainer Assembly	1	X	X					
250	2212A	. . Gasket	2	X	X					
260	33-199-916	. . Filter	1	X	X					
-	33-199-36	. . Spring Clip	1	X	X					
270	AN4-13A	. Bolt	2	X	X					
280	NAS1149F0463P	. Washer	4	X	X					
280	AN960-416	. Washer (Superseded by NAS1149F0463P)	4	X	X					
290	MS21083N4	. Nut	2	X	X					
290	AN364-428A	. Nut (Superseded by MS21083N4)	2	X	X					
300	K9000S-1A	. Drain Valve (Obsolete)	1	X	X					

ENSTROM F-28/280 SERIES ILLUSTRATED PARTS CATALOG

FIGURE 3-22. ENGINE FUEL SYSTEM (A MODELS)

ITEM NUMBER	PART NUMBER	DESCRIPTION	QTY PER ASSY	MODELS AFFECTED						
				F-28A	280	F-28C	280C	F-28F	280F	280FX
310	AN816-4D	. Connector	1	X	X					
310	4-FBTX-D	. Connector (Superseded by AN816-4D)	1	X	X					
320	28-12100-10	. Breather Line	1	X	X					
330	AN931-8-13	. Grommet	1	X	X					
340	MS20913-1D	. Plug (Obsolete)	1	X	X					
350	624117-6-0180	. Hose Assembly	2	X	X					
360	MS51529B6S	. Tee	1	X	X					
360	6-S5OX-S	. Tee (Superseded by MS51529B6S)	1	X	X					
-	MS28778-6	. O-Ring	1	X	X					
-	MS29512-06	. O-Ring (Superseded by MS28778-6)	1	X	X					
370	8190002	. Pressure Switch	1	X	X					
380	MS21919WF16	. Clamp	1	X	X					
390	MS21919WF10	. Clamp	1	X	X					
400	MS35206-246	. Screw	1	X	X					
400	AN515-8R10	. Screw	1	X	X					
410	624100-6-0060	. Hose Assembly	1	X	X					
420	MS20823	. Elbow	1	X	X					
420	4-VBTX-S	. Elbow (Superseded by MS20823)	1	X	X					
430	624100-4-0120	. Hose Assembly	1	X	X					
440	AN815-4	. Union	1	X	X					
440	4-LHBTX-S	. Union (Superseded by AN815-4)	1	X	X					
450	28-12146-1	. Vent Line	1	X	X					
450	28-12100-12	. Vent Line (Superseded by 28-12146-1)	1	X	X					
460	MS21919WDF3	. Clamp	1	X	X					
460	MS9352-03	. Clamp (Superseded by MS21919WDF3)	1	X	X					
470†	75386	. Hose Assembly	1	X	X					
480	28-18103-4	. Fuel Pressure Line	1	X	X					

ENSTROM F-28/280 SERIES ILLUSTRATED PARTS CATALOG

FIGURE 3-22. ENGINE FUEL SYSTEM (A MODELS)

ITEM NUMBER	PART NUMBER	DESCRIPTION	QTY PER ASSY	MODELS AFFECTED						
				F-28A	280	F-28C	280C	F-28F	280F	280FX
480	28-18103-3	. Fuel Pressure Line (Superseded by 28-18103-4)	1	X	X					
480	28-181001-11	. Fuel Pressure Line (Alternate)	1	X	X					
490	AN931-2-9	. . Grommet	1	X	X					
500	AN919-1	. Reducer	1	X	X					
510	28-18103-5	. Fuel Pressure Line (Obsolete)	1	X	X					
510†	28-181002-1	. Fuel Pressure Line	1	X	X					

* Early production aircraft

** Later production aircraft, parts retrofittable to early production aircraft.

† Obtain from Lycoming Distributor.

‡ Use with P/N 28-181001-11

ENSTROM F-28/280 SERIES ILLUSTRATED PARTS CATALOG

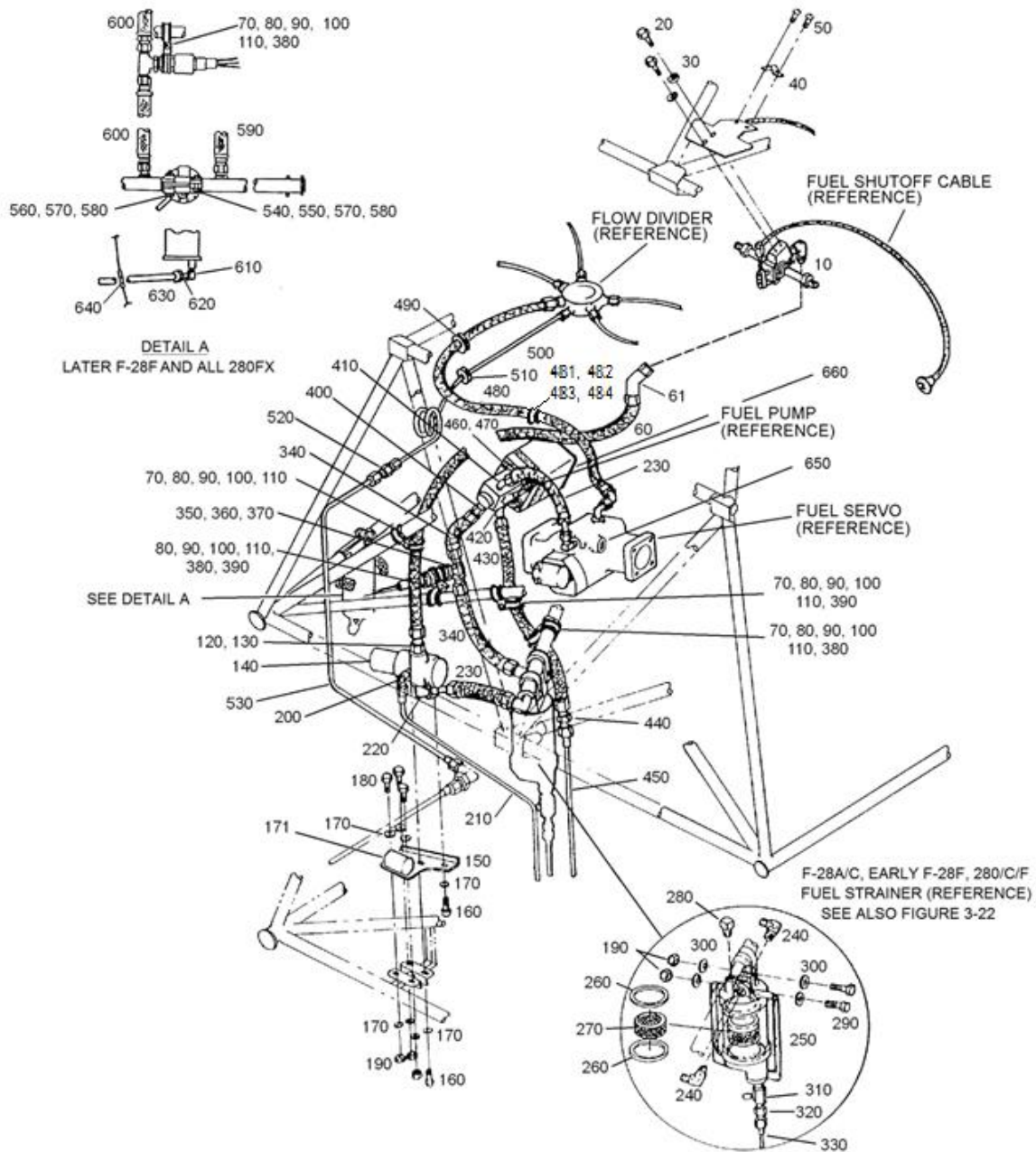


FIGURE 3-23. ENGINE FUEL SYSTEM (C, F MODELS)

ENSTROM F-28/280 SERIES ILLUSTRATED PARTS CATALOG

FIGURE 3-23. ENGINE FUEL SYSTEM (C, F MODELS)

ITEM NUMBER	PART NUMBER	DESCRIPTION	QTY PER ASSY	MODELS AFFECTED						
				F-28A	280	F-28C	280C	F-28F	280F	280FX
10	280-124001-1	. Fuel Shutoff Valve Assembly (See Fig. 3-25 for breakdown)	1			X	X	X	X	X
20	AN3-4A	. Bolt	2			X	X	X	X	X
30	AN960-10	. Washer	2			X	X	X	X	X
40	28-12400-23	. Bracket	1			X	X	X	X	X
50	AN525-832R8	. Screw	2			X	X	X	X	X
60	28-12464-3	. Fuel Line Assembly	1			X	X	X	X	X
-	AN815-6	. . Union	1			X	X	X	X	X
-	28-124003-19	. . Hose Assembly	1			X	X	X	X	X
61	28-124002-3	. . Line Assembly	1			X	X	X	X	X
70*	MS21919WCJ12	. Clamp	4			X	X	X	X	X
80	MS35206-246	. Screw	3			X	X	X	X	X
80	AN515-8R10	. Screw (Superseded by MS35206-246)	3			X	X	X	X	X
90	NAS1149FN816P	. Washer	6			X	X	X	X	X
90	AN960-8L	. Washer (Superseded by NAS1149FN816P)	6			X	X	X	X	X
100	MS35338-42	. Lock Washer	3			X	X	X	X	X
100	AN935-8	. Lock Washer (Superseded by MS35338-42)	3			X	X	X	X	X
110	MS35649-282	. Nut	3			X	X	X	X	X
110	AN340-8	. Nut (Superseded by MS35649-282)	3			X	X	X	X	X
120	MS51525B6-8Z	. Adapter	1			X	X	X	X	X
120	6-8 F5OX-S	. Adapter (Alternate)	1			X	X	X	X	X
130♦	MS28778-12	. O-Ring	1			X	X	X	X	X
140	A-10019-D	. Boost Pump, 12 VDC	1			X	X	X	X	X
140	A-10019-E	. Boost Pump, 24 VDC	1			X	X	X	X	X
150	28-124006-11	. Bracket, Boost Pump	1			X	X	X	X	X
160	NP500-465-7	. Screw	2			X	X	X	X	X
160	AN500-416-7	. Screw (Superseded by NP500-465-7)	2			X	X	X	X	X

ENSTROM F-28/280 SERIES ILLUSTRATED PARTS CATALOG

FIGURE 3-23. ENGINE FUEL SYSTEM (C, F MODELS)

ITEM NUMBER	PART NUMBER	DESCRIPTION	QTY PER ASSY	MODELS AFFECTED						
				F-28A	280	F-28C	280C	F-28F	280F	280FX
170	AN960-416L	. Washer	8			X	X	X	X	X
171	48P6	. Filter, RFI	1			X	X	X	X	X
180	AN4-3A	. Bolt	3			X	X	X	X	X
190	AN364-428A	. Nut	7			X	X	X	X	X
190	MS21083N4	. Nut (Alternate)	7			X	X	X	X	X
200	MS20822-4	. Elbow	1			X	X	X	X	X
210	28-123018-1	. Line Assembly	1			X	X	X	X	X
220	849-FSO-06-08	. Adapter	1			X	X	X	X	X
230	28-12462-1	. Hose Assembly	2			X	X	X	X	X
240	MS20822-6-6	. . Elbow	2			X	X	X	X	X
250	G199-105-4	. . Fuel Strainer Assembly	1			X	X	X	X	X
260	2212A	. . Gasket	2			X	X	X	X	X
270	33-199-916	. . Filter	1			X	X	X	X	X
-	33-199-36	. . Spring Clip	1			X	X	X	X	X
280	MS20913-1	. Plug	1			X	X	X	X	X
290	AN4-13A	. Bolt	2			X	X	X	X	X
300	NAS1149F0463P	. Washer	4			X	X	X	X	X
300	AN960-416	. Washer (Superseded by NAS1149F0463P)	4			X	X	X	X	X
310	CAV-110R	. Drain Valve	1			X	X	X	X	X
320	AN816-4D	. Fitting	1			X	X	X	X	X
330	28-12400-910	. Drain Line Assembly	1			X	X	X	X	X
340	28-12461-1	. Hose Assembly	2			X	X	X	X	X
350	MS51529B6S	. Tee	1			X	X	X	X	X
360	MS28778-6	. O-Ring	1			X	X	X	X	X
370	8190042	. Fuel Pressure Switch	1			X	X	X	X	X
380	MS21919WCJ16	. Clamp	2			X	X	X	X	X
390	MS21919WCJ10	. Clamp	2			X	X	X	X	X
400	AN816-6	. Adapter	1			X	X	X	X	X
410	MS20823-6	. Elbow	1			X	X	X	X	X

ENSTROM F-28/280 SERIES ILLUSTRATED PARTS CATALOG

FIGURE 3-23. ENGINE FUEL SYSTEM (C, F MODELS)

ITEM NUMBER	PART NUMBER	DESCRIPTION	QTY PER ASSY	MODELS AFFECTED						
				F-28A	280	F-28C	280C	F-28F	280F	280FX
420	MS20823-4	. Elbow	1			X	X	X	X	X
430	28-124003-13	. Hose Assembly	1			X	X	X	X	X
440	AN815-4	. Union	1			X	X	X	X	X
450	28-12146-1	. Line Assembly	1			X	X	X	X	X
460	AN75A41	. Bolt	4			X	X	X	X	X
470	AN960-516	. Washer	4			X	X	X	X	X
470	AN960-516	. Washer	4			X	X	X	X	X
480†	LW-12878-4S260	. Hose Assembly	1			X	X	X	X	X
480	28-12463-1	. Hose Assembly (Superseded by LW-12878-4S260)	1			X	X	X	X	X
481	MS21919WCJ10	. Clamp	1			X	X	X	X	X
482	MS35206-245	. Screw	1			X	X	X	X	X
483	NAS1149FN816P	. Washer	1			X	X	X	X	X
484Δ	28-124005-1	. Clip Assembly	1			X	X	X	X	X
490	AN931-12-20	. Grommet	1			X	X	X	X	X
500‡	28-181001-3	. Fuel Pressure Line	1					X		X
500	28-181001-11	. Fuel Pressure Line Assembly (Superseded by 28-181001-3)	1			X	X	X	X	X
510	AN931-2-9	. . Grommet	1			X	X	X	X	X
520	AN919-1S	. Reducer	1			X	X	X	X	X
530	28-181002-1	. Fuel Pressure Line Assembly	1			X	X	X	X	X
540**	28-12480-1	. Fuel Strainer Clamp	1					X		X
550**	AN3-11A	. Bolt	1					X		X
560**	AN3-14A	. Bolt	1					X		X
570**	NAS1149F0363P	. Washer	4					X		X
570**	AN960-10	. Washer (Superseded by NAS1149F0363P)	4					X		X
580**	MS21044N3	. Nut	2					X		X
580**	AN365-1032A	. Nut (Superseded by MS21044N3)	2					X		X

ENSTROM F-28/280 SERIES ILLUSTRATED PARTS CATALOG

FIGURE 3-23. ENGINE FUEL SYSTEM (C, F MODELS)

ITEM NUMBER	PART NUMBER	DESCRIPTION	QTY PER ASSY	MODELS AFFECTED						
				F-28A	280	F-28C	280C	F-28F	280F	280FX
-	MS20995C32	. Safety Wire	A/R					X		X
590**	28-12462-3	. Hose Assembly	1					X		X
600**	28-12461-3	. Hose Assembly	2					X		X
610**	AN914-1D	. Elbow	1					X		X
620**	CAV-110RV	. Drain Valve (Preferred)	1					X		X
620**	CAV-110R	. Drain Valve (Acceptable Alternate)	1					X		X
620**	CAV-110H-U	. Drain Valve (Obsolete)	1					X		X
630**	28-12133-11	. Hose	1					X		X
640**	CGP-2	. Grommet Strip	A/R					X		X
640**	GS-3	. Grommet Strip (Obsolete)	A/R					X		X
650	951789	. O-ring, Finger Screen Plug	1					X		X
660	02A21376	. Elbow Fitting, Restricted (Engine Driven Fuel Pump)	1					X		X
-	MS28034-1	. Temperature Sensor	1					X		X

* Quantity is five (5) with relocated fuel strainer assembly.

** Used on F-28F, S/N 746 and subsequent; 280FX, S/N 2012 and subsequent. Retrofittable to earlier serial number aircraft.

† Order from your Lycoming Distributor.

‡ Effectivity F28F S/N 832 – subsequent and 280FX S/N 2142 – subsequent. Retrofittable to F28F S/N 509 – subsequent and 280FX S/N 2001 – subsequent.

◆ An O-Ring is supplied when using P/N 6-8 F5OX-S.

△ The clip assembly installs to the magneto attachment stud.

ENSTROM F-28/280 SERIES ILLUSTRATED PARTS CATALOG

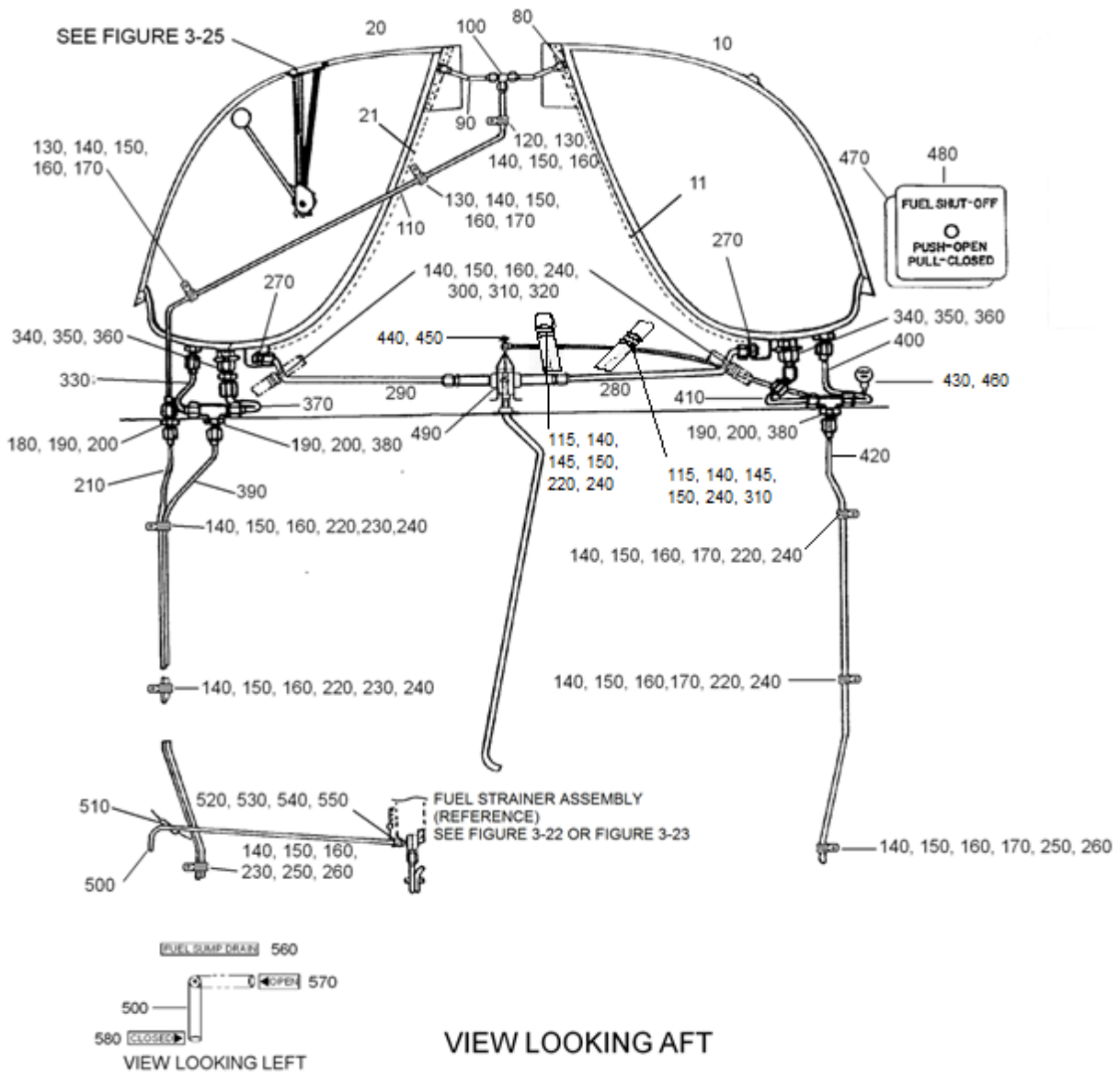


FIGURE 3-24. MAIN FUEL SYSTEM

ENSTROM F-28/280 SERIES ILLUSTRATED PARTS CATALOG

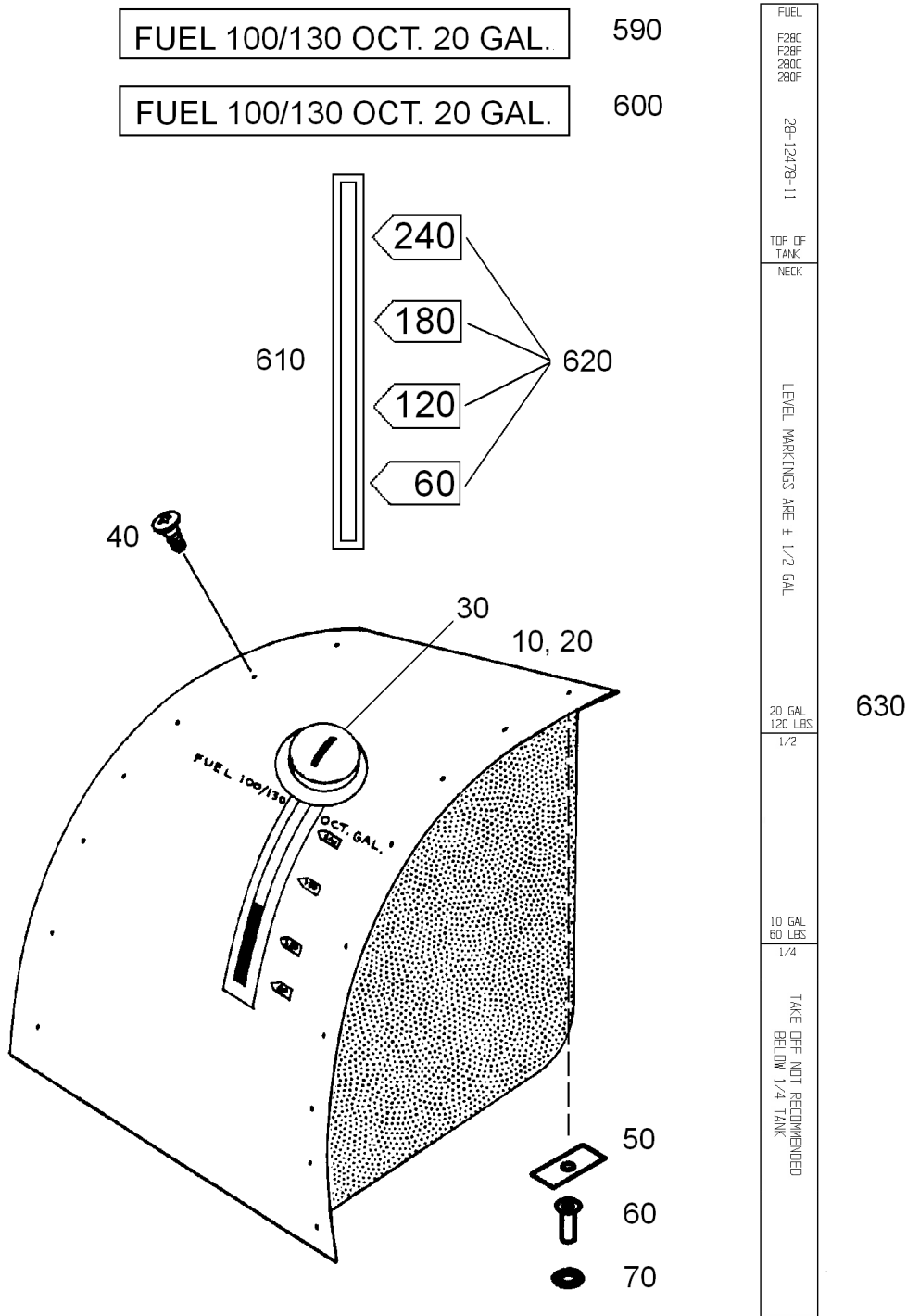


FIGURE 3-24. MAIN FUEL SYSTEM

Sheet 2 of 2

ENSTROM F-28/280 SERIES ILLUSTRATED PARTS CATALOG

FIGURE 3-24. MAIN FUEL SYSTEM

ITEM NUMBER	PART NUMBER	DESCRIPTION	QTY PER ASSY	MODELS AFFECTED						
				F-28A	280	F-28C	280C	F-28F	280F	280FX
10♦♦	280-124301-901	. Fuel Tank Assembly, 20 Gal. (Left Side)	1	X	X	X	X	X	X	X
10	280-124301-1	. Fuel Tank Assembly, 20 Gal. (Left Side) (Superseded by 280-124301-901)	1	X	X	X	X	X	X	X
10	28-12401-1	. Fuel Tank Assembly, 15 Gal. (Left Side) Obsolete	1	X						
11	28-12429-3	. Bag: Scupper, L/H Fuel Tank	1	X	X	X	X	X	X	X
-	280-124301-15	. . Fuel Tank Skin, L/H	1	X	X	X	X	X	X	X
20♦♦	280-124301-902	. Fuel Tank Assembly, 20 Gal. (Right Side)	1	X	X	X	X	X	X	X
20	280-124301-2	. Fuel Tank Assembly, 20 Gal. (Right Side) (Superseded by 280-124301-902)	1	X	X	X	X	X	X	X
20	28-12401-2	. Fuel Tank Assembly, 15 Gal. (Right Side) Obsolete	1	X						
21	28-12429-4	. Bag: Scupper, R/H Fuel Tank	1	X	X	X	X	X	X	X
-	280-124301-16	. . Fuel Tank Skin, R/H	1	X	X	X	X	X	X	X
30	28-12422-1	. . Fuel Cap and Retainer Assy.	1	X	X	X	X	X	X	X
-	28-12421-1	. . . Fuel Cap Retainer	1	X	X	X	X	X	X	X
-	1061	. . . Fuel Cap Gasket	1	X	X	X	X	X	X	X
40	NP525-10R10	. Screw	A/R	X	X	X	X	X	X	X
40	NK525-10R10	. Screw (Superseded by NP525-10R10)	A/R	X	X	X	X	X	X	X
40	NP525-10R12	. Screw	A/R	X	X	X	X	X	X	X
40	NK525-10R12	. Screw (Superseded by NP525-10R12)	A/R	X	X	X	X	X	X	X
50	28-12400-16	. Shim	A/R	X	X	X	X	X	X	X
60	S10P-175	. PlusNut	32	X		X		X		
60	S10P-175	. PlusNut	30		X		X		X	X
60	S10P-320	. PlusNut	2		X		X		X	X
70*	AN936A516	. Lock Washer	14	X	X	X	X	X	X	X
70*	AN936A516	. Lock Washer	14	X	X	X	X	X	X	X
80	AN818-4D	. Nut	2	X	X	X	X	X	X	X

ENSTROM F-28/280 SERIES ILLUSTRATED PARTS CATALOG

FIGURE 3-24. MAIN FUEL SYSTEM

ITEM NUMBER	PART NUMBER	DESCRIPTION	QTY PER ASSY	MODELS AFFECTED						
				F-28A	280	F-28C	280C	F-28F	280F	280FX
-	MS20819-4D	. Sleeve	2	X	X	X	X	X	X	X
90	28-12400-919	. Vent Line	2	X	X	X	X	X	X	X
100	AN824-4D	. Tee	1	X	X	X	X	X	X	X
100	4JBTX-D	. Tee (Superseded by AN824-4D)	1	X	X	X	X	X	X	X
110	28-12440-1	. Upper Vent Line Assembly	1	X	X	X	X	X	X	X
115Δ	MS21919WCJ3	. Clamp	2	X	X	X	X	X	X	X
120	786-4	. Adel Clamp	1	X	X	X	X	X	X	X
120	786-4-CU	. Adel Clamp (Superseded by 786-4)	1	X	X	X	X	X	X	X
-	AN743-13	. Clip	1	X	X	X	X	X	X	X
130	MS35206-245	. Screw	4	X	X	X	X	X	X	X
140Δ	MS35649-282	. Nut	16	X	X	X	X	X	X	X
140Δ	AN340-8	. Nut (Superseded by MS35649-282)	16	X	X	X	X	X	X	X
145Δ	NAS1149FN832P	. Washer	2	X	X	X	X	X	X	X
150Δ	MS35338-42	. Lock Washer	16	X	X	X	X	X	X	X
150Δ	AN935-8	. Lock Washer (Superseded by MS35338-42)	16	X	X	X	X	X	X	X
160	NAS1149FN816P	. Washer	28	X	X	X	X	X	X	X
160	AN960-8L	. Washer (Superseded by NAS1149FN816P)	28	X	X	X	X	X	X	X
170	MS21919WCJ4	. Clamp	5	X	X	X	X	X	X	X
180	AN832-4	. Union	1	X	X	X	X	X	X	X
180	AN832-4D	. Union (Superseded by AN832-4)	1	X	X	X	X	X	X	X
180	4WBTX-S	. Union (Superseded by AN832-4D)	1	X	X	X	X	X	X	X
190	AN924-4	. Nut	3	X	X	X	X	X	X	X
200	NAS1149F0732P	. Washer	6	X	X	X	X	X	X	X
210	28-12438-3	. Lower Vent Line Assembly	1	X	X	X	X	X	X	X
220	MS21919WCJ12	. Clamp	5	X	X	X	X	X	X	X
230	444-4-2-6	. Adel Clamp	3	X	X	X	X	X	X	X
240Δ	MS35206-246	. Screw	10	X	X	X	X	X	X	X

ENSTROM F-28/280 SERIES ILLUSTRATED PARTS CATALOG

FIGURE 3-24. MAIN FUEL SYSTEM

ITEM NUMBER	PART NUMBER	DESCRIPTION	QTY PER ASSY	MODELS AFFECTED						
				F-28A	280	F-28C	280C	F-28F	280F	280FX
240Δ	AN515-8R10	. Screw (Superseded by MS35206-246)	10	X	X	X	X	X	X	X
250	AN525-832R18	. Screw	2	X	X	X	X	X	X	X
260	28-12400-12	. Spacer	2	X	X	X	X	X	X	X
270	AN816-6D	. Union	2	X	X	X	X	X	X	X
270	6-6FBTX-D	. Adapter (Superseded by AN816-6D)	2	X	X	X	X	X	X	X
280	28-12453-1	. Fuel Line (Left Side)	1	X	X	X	X	X	X	X
-	AN743-13	. Clip	1	X	X	X	X	X	X	X
-	MS35206-245	. Screw	1	X	X	X	X	X	X	X
-	NAS1149FN816P	. Washer	1	X	X	X	X	X	X	X
-	MS35338-42	. Lock Washer	1	X	X	X	X	X	X	X
-	MS35649-282	. Nut	1	X	X	X	X	X	X	X
290	28-12452-1	. Fuel Line (Right Side)	1	X	X	X	X	X	X	X
-	AN743-13	. Clip	1	X	X	X	X	X	X	X
-	MS35206-245	. Screw	1	X	X	X	X	X	X	X
-	NAS1149FN816P	. Washer	1	X	X	X	X	X	X	X
-	MS35338-42	. Lock Washer	1	X	X	X	X	X	X	X
-	MS35649-282	. Nut	1	X	X	X	X	X	X	X
300	MS21919WCJ6	. Clamp	2	X	X	X	X	X	X	X
310Δ	MS21919WCJ14	. Clamp	3	X	X	X	X	X	X	X
320	AN743-13	. Clip	2	X	X	X	X	X	X	X
330	28-12458-1	. Drain Line, Scupper Right	1	X	X	X	X	X	X	X
330**	28-12439-1	. Drain Line (Superseded by 28-12458-1)	1	X	X	X	X			
340	28-12460-1	. Valve Assembly (Spring loaded flip open)	2	X	X	X	X	X	X	X
340	K-9000S-1A	. Valve - Spring loaded twist open (Superseded by 28-12460-1)	2	X	X	X	X			
350**	MS20812-4D	. Elbow (Left Side)	1	X	X	X	X			
350**	AN823-4D	. Elbow (Left Side) (Superseded by MS20812-4D)	1	X	X	X	X			

ENSTROM F-28/280 SERIES ILLUSTRATED PARTS CATALOG

FIGURE 3-24. MAIN FUEL SYSTEM

ITEM NUMBER	PART NUMBER	DESCRIPTION	QTY PER ASSY	MODELS AFFECTED						
				F-28A	280	F-28C	280C	F-28F	280F	280FX
350**	AN816-4D	. Adapter (Right Side)	1	X	X	X	X			
350	AN822-4D	. Elbow	2	X	X	X	X	X	X	X
360	AN911-1D	. Nipple	2	X	X	X	X	X	X	X
360	AN911-4D	. Nipple (Superseded by AN911-1D)	2	X	X	X	X	X	X	X
370	28-12459-1	. Drain Line, Right	1	X	X	X	X	X	X	X
370**	28-12451-1	. Drain Line (Obsolete)	1	X	X	X	X			
380	AN834-4	. Tee	2	X	X	X	X	X	X	X
380	AN834-4D	. Tee (Alternate)	2	X	X	X	X	X	X	X
390	28-12441-3	. Fuel Tank RH Drain Line Assembly	1	X	X	X	X	X	X	X
-	MS35489-14	. Grommet	1	X	X	X	X	X	X	X
400**	28-12436-1	. Drain Line (Obsolete)	1	X	X	X	X			
400	28-12456-1	. Drain Line, Scupper Left	1	X	X	X	X	X	X	X
410**	28-12436-1	. Drain Line (Obsolete)	1	X	X	X	X			
410	28-12457-1	. Drain Line, Left	1	X	X	X	X	X	X	X
420	28-12437-3	. Fuel Tank LH Drain Line Assembly	1	X	X	X	X	X	X	X
-	MS35489-10	. Grommet	1	X	X	X	X	X	X	X
430	64-632-74	. Fuel Shutoff Cable	1	X	X	X	X	X	X	X
-◆	MS21919WDG3	. Clamp	4	X	X	X	X	X	X	X
-◆	MS21919WDG12	. Clamp	4	X	X	X	X	X	X	X
-◆	MS35206-245	. Screw	4	X	X	X	X	X	X	X
-◆	NAS1149FN816P	. Washer	8	X	X	X	X	X	X	X
-◆	MS35338-42	. Lock Washer	4	X	X	X	X	X	X	X
-◆	MS35649-282	. Nut	4	X	X	X	X	X	X	X
440	ECD093-11	. Stop Nut	1	X	X	X	X	X	X	X
450	1/8X8-32	. Set Screw	1	X	X	X	X	X	X	X
460	AN316-12R	. Nut	1	X	X	X	X	X	X	X
460	AN316-12	. Nut (Superseded by AN316-12R)	1	X	X	X	X	X	X	X

ENSTROM F-28/280 SERIES ILLUSTRATED PARTS CATALOG

FIGURE 3-24. MAIN FUEL SYSTEM

ITEM NUMBER	PART NUMBER	DESCRIPTION	QTY PER ASSY	MODELS AFFECTED						
				F-28A	280	F-28C	280C	F-28F	280F	280FX
470	28-12416-4	. Plate	1	X	X	X	X	X	X	X
480	28-12416-3	. Placard Fuel Shutoff	1	X	X	X	X	X	X	X
490	280-124001-1	. Fuel Shutoff Valve Assembly (See Fig. 3-26 for breakdown)	1	X	X	X	X	X	X	X
500†	28-12418-1	. Control Handle, Drain	1	X	X	X	X	X	X	X
510†	AN931-4-16	. Grommet	1	X	X	X	X	X	X	X
520†	28-12419-1	. Sleeve	1	X	X	X	X	X	X	X
530†	MS24665-153	. Cotter Pin	1	X	X	X	X	X	X	X
530†	AN381-2-12	. Cotter Pin (Superseded by MS24665-153)	1	X	X	X	X	X	X	X
540†	NAS1149F0332P	. Washer	1	X	X	X	X	X	X	X
540†	AN960-10L	. Washer (Superseded by NAS1149F0332P)	1	X	X	X	X	X	X	X
550†	62	. Cowling Lock Pin	1	X	X	X	X	X	X	X
560†	28-12420-15	. Placard, Fuel Sump Drain	1	X	X	X	X	X	X	X
570†	28-12420-13	. Placard, Open Fuel	1	X	X	X	X	X	X	X
580†	28-12420-11	. Placard, Closed Fuel	1	X	X	X	X	X	X	X
590	28-12450-11	. Placard Red (Obsolete)	2	X						
590	28-12450-13	. Placard White (Obsolete)	2	X						
600	28-12433-1	. Placard (Red), 20 Gallon	2	X	X	X	X	X	X	X
600	28-12433-2	. Placard (White), Fuel Cap	2	X	X	X	X	X	X	X
610‡	28-12424-1	. Placard, Sight Gauge	2	X	X	X	X	X	X	
620‡	28-12465-1	. Placard, Fuel Tank Capacity	2	X	X	X	X	X	X	
630	28-12478-11	. Stick: Fuel Quantity	1	X	X	X	X	X	X	X

- * Used with the PlusNuts in the aft cowl ring.
- ** Used with valve P/N K-9000S-1A.
- † Used on F-28F S/N 746 and prior and 280FX S/N 2012 and prior.
- ‡ Used with 20 gal. tanks. Sight window no longer manufactured after April 1984.
- △ This location is for R.H. pilot command only; remove one piece of hardware.
- ◆ Secures fuel shutoff cable to pylon.
- ◆◆ Includes Item 340.

ENSTROM F-28/280 SERIES ILLUSTRATED PARTS CATALOG

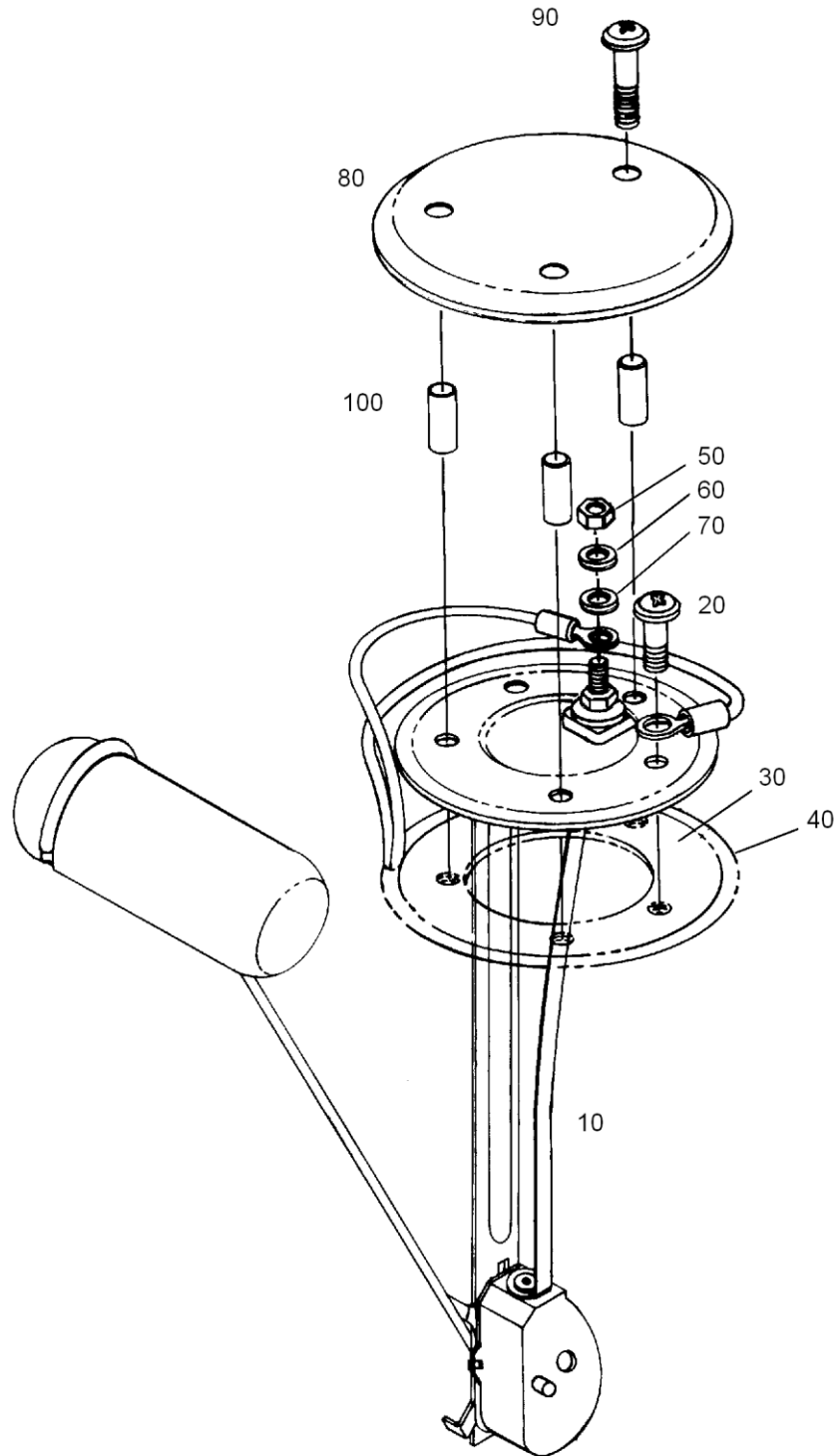


FIGURE 3-25. FUEL LEVEL SENDING UNIT

ENSTROM F-28/280 SERIES ILLUSTRATED PARTS CATALOG

FIGURE 3-25. FUEL LEVEL SENDING UNIT

ITEM NUMBER	PART NUMBER	DESCRIPTION	QTY PER ASSY	MODELS AFFECTED						
				F-28A	280	-F28C	280C	F-28F	280F	280FX
10*	ECD088-15	. Fuel Level Sending Unit - 40 Gal. Capacity	1	X	X	X	X	X	X	X
10	ECD088-11	. Fuel Level Sending Unit - 30 Gal. Capacity	1	X						
10	ECD088-13	. Fuel Level Sending Unit - 40 Gal. Capacity (Superseded by ECD088-15)	1	X	X	X	X	X	X	X
20	AN525-832R8	. Screw	2	X	X	X	X	X	X	X
30	28-12409-1	. Gasket	1	X	X	X	X	X	X	X
40**	28-12408-1	. Backing Plate	1	X	X	X	X	X	X	X
50	AN345-10	. Nut	1	X	X	X	X	X	X	X
60	MS35338-43	. Lock Washer	1	X	X	X	X	X	X	X
60	AN935-10L	. Lock Washer (Superseded by MS35338-43)	1	X	X	X	X	X	X	X
70	NAS1149F0332P	. Washer	1	X	X	X	X	X	X	X
70	AN960-10L	. Washer (Superseded by NAS1149F0332P)	1	X	X	X	X	X	X	X
80	28-12411-3	. Cover	1	X	X	X	X	X	X	X
90	AN525-832R22	. Screw	3	X	X	X	X	X	X	X
100	28-12410-1	. Spacer	3	X	X	X	X	X	X	X

* Can be used on all models. Effectivity F28F S/N 830 and subsequent. Retrofittable to F28A S/N 001, F28C S/N 331, F28F S/N 509. Effectivity 280FX S/N 2136 and subsequent. Retrofittable to 280 S/N 1001, 280C S/N 1025, 280F S/N 1500 and 280FX S/N 2001.

** Bonded to the fuel cell.

ENSTROM F-28/280 SERIES ILLUSTRATED PARTS CATALOG

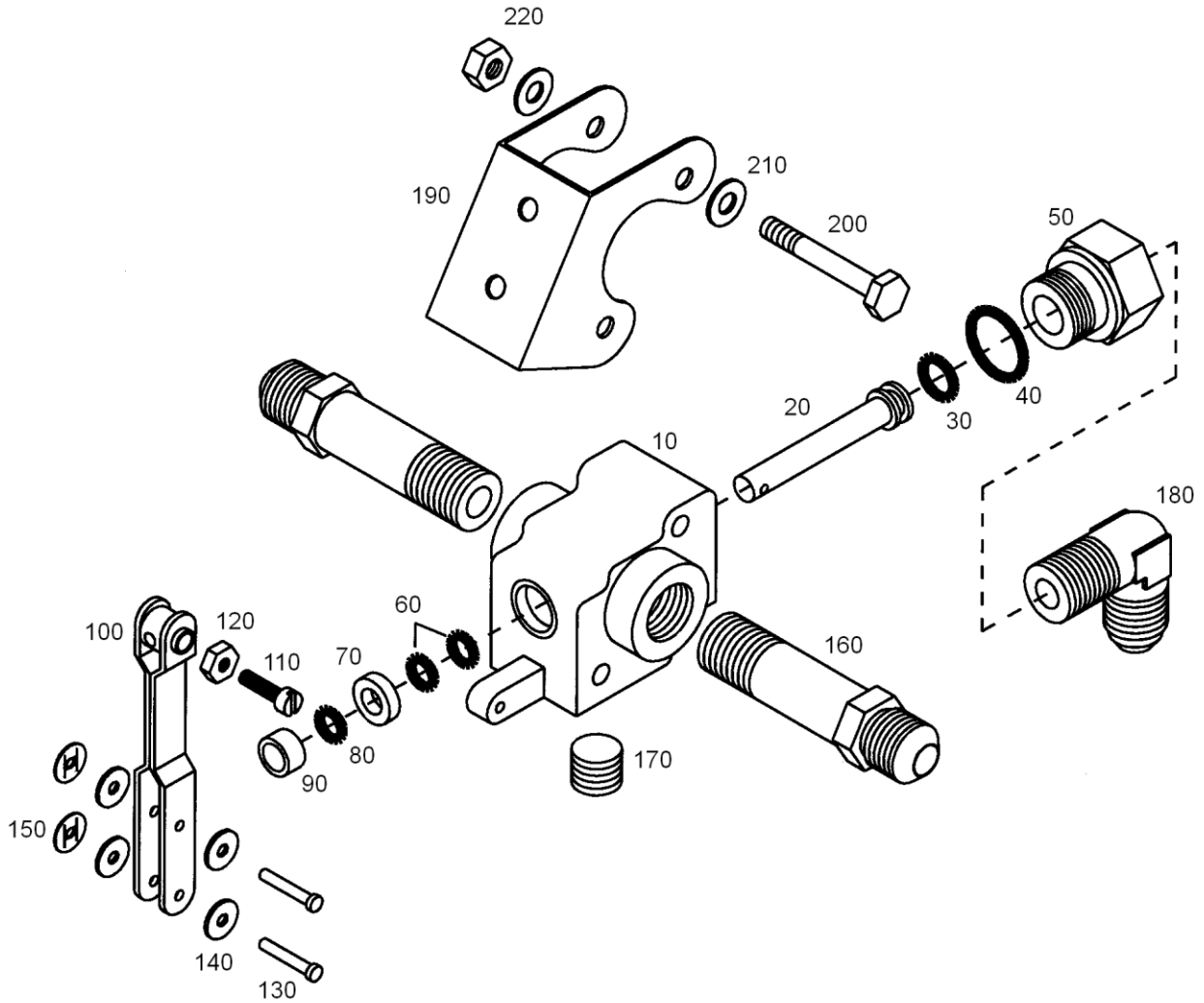


FIGURE 3-26. FUEL SHUTOFF VALVE ASSEMBLY

ENSTROM F-28/280 SERIES ILLUSTRATED PARTS CATALOG

FIGURE 3-26. FUEL SHUTOFF VALVE ASSEMBLY

ITEM NUMBER	PART NUMBER	DESCRIPTION	QTY PER ASSY	MODELS AFFECTED						
				F-28A	280	F-28C	280C	F-28F	280F	280FX
-	280-124001-1	. Fuel Shutoff Valve Assembly	1	X	X	X	X	X	X	X
-	4600-00	. . Fuel Shutoff Valve	1	X	X	X	X	X	X	X
10	4232	. . . Body Assembly	1	X	X	X	X	X	X	X
20	4234	. . . Valve Stem	1	X	X	X	X	X	X	X
30	M83248-2-010	. . . O-Ring	1	X	X	X	X	X	X	X
40	MS29513-113	. . . O-Ring	1	X	X	X	X	X	X	X
50	10005498	. . . Valve Seat	1	X	X	X	X	X	X	X
50	4235	. . . Valve Seat (Superseded by 10005498)	1	X	X	X	X	X	X	X
60	MS29513-010	. . . O-Ring	2	X	X	X	X	X	X	X
70	4241	. . . Washer	1	X	X	X	X	X	X	X
80	MS28778-2	. . O-Ring	1	X	X	X	X	X	X	X
80	2-010	. . O-Ring (Equivalent to MS28778-2)	1	X	X	X	X	X	X	X
80	NAS1611-010	. . O-Ring (Superseded by 2-010)	1	X	X	X	X	X	X	X
90	4503	. . Spacer	1	X	X	X	X	X	X	X
100	4208-00	. . Arm Assembly	1	X	X	X	X	X	X	X
110	MS35206-230	. . . Screw	1	X	X	X	X	X	X	X
110	AN515-6R8	. . . Screw (Superseded by MS35206-230)	1	X	X	X	X	X	X	X
110	AN500-6-8	. . . Screw	1	X	X	X	X	X	X	X
120	MS35649-262	. . . Nut	1	X	X	X	X	X	X	X
120	AN340-6	. . . Nut (Superseded by MS35649-262)	1	X	X	X	X	X	X	X
130*	MS20615-3M10	. . Rivet	2	X	X	X	X	X	X	X
130	18286-00	. . Rivet (Superseded by MS20615-3M10)	2	X	X	X	X	X	X	X
140	NAS1149FN316P	. . Washer	4	X	X	X	X	X	X	X
140	4222	. . Washer (Superseded by NAS1149FN316P)	4	X	X	X	X	X	X	X
150*	PS094032PG	. . Push Nut	2	X	X	X	X	X	X	X
150	18207	. . Nut, Tinnerman (Superseded by PS094032PG)	2	X	X	X	X	X	X	X

ENSTROM F-28/280 SERIES ILLUSTRATED PARTS CATALOG

FIGURE 3-26. FUEL SHUTOFF VALVE ASSEMBLY

ITEM NUMBER	PART NUMBER	DESCRIPTION	QTY PER ASSY	MODELS AFFECTED						
				F-28A	280	F-28C	280C	F-28F	280F	280FX
150	183204	. . Nut, Tinnerman (Superseded by 18207)	2	X	X	X	X	X	X	X
160	28-12417-11	. . Valve Adapter	2	X	X	X	X	X	X	X
160	28-12417-1	. . Valve Adapter (Superseded by 28-12417-11)	2	X	X	X	X	X	X	X
170	MS27769D3	. . Pipe Plug	1	X	X	X	X	X	X	X
170	AN932-D3	. . Plug (Replaced by MS27769D3)	1	X	X	X	X	X	X	X
180	MS20822-6D	. . Elbow	1	X	X	X	X	X	X	X
180	AN822-6D	. . Elbow (Superseded by MS20822-6D)	1	X	X	X	X	X	X	X
190	280-124001-3	. . Bracket Assembly	1	X	X	X	X	X	X	X
-	MS21059L3	. . . Nut Plate	2	X	X	X	X	X	X	X
-	NAJ1-02	. . . Nut Plate (Replaced by MS21059L3)	2	X	X	X	X	X	X	X
-	MS20426AD3-2	. . . Rivet	4	X	X	X	X	X	X	X
-	MS20426AD3-3	. . . Rivet (Replaced by MS20426AD3-2)	4	X	X	X	X	X	X	X
200	NAS6603-16	. . Bolt	2	X	X	X	X	X	X	X
200	AN3-13A	. . Bolt (Superseded by NAS6603-16)	2	X	X	X	X	X	X	X
210	NAS1149D0316H	. . Washer	4	X	X	X	X	X	X	X
210	AN960D10L	. . Washer (Superseded by NAS1149D0316H)	4	X	X	X	X	X	X	X
220	MS21083N3	. . Nut	2	X	X	X	X	X	X	X
220	AN364-1032A	. . Nut (Superseded by MS21083N3)	2	X	X	X	X	X	X	X
-	MS20995-C32	. Wire: Safety	A/R	X	X	X	X	X	X	X

* 18286 pin with 18207 Tinnerman push nut is an acceptable alternate.

ENSTROM F-28/280 SERIES ILLUSTRATED PARTS CATALOG

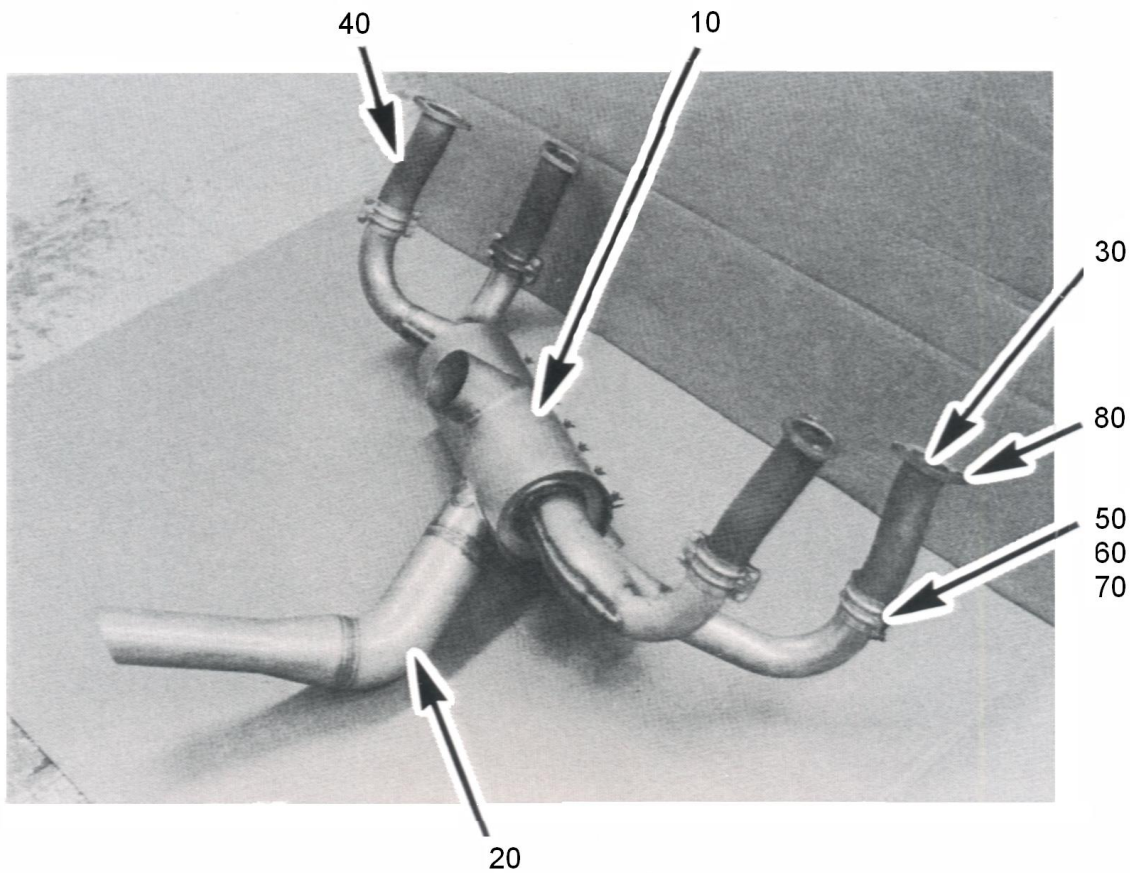


FIGURE 3-27. EXHAUST SYSTEM INSTALLATION (A MODELS)

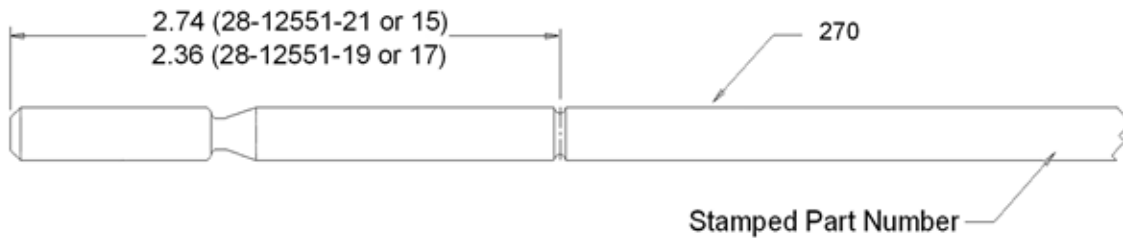
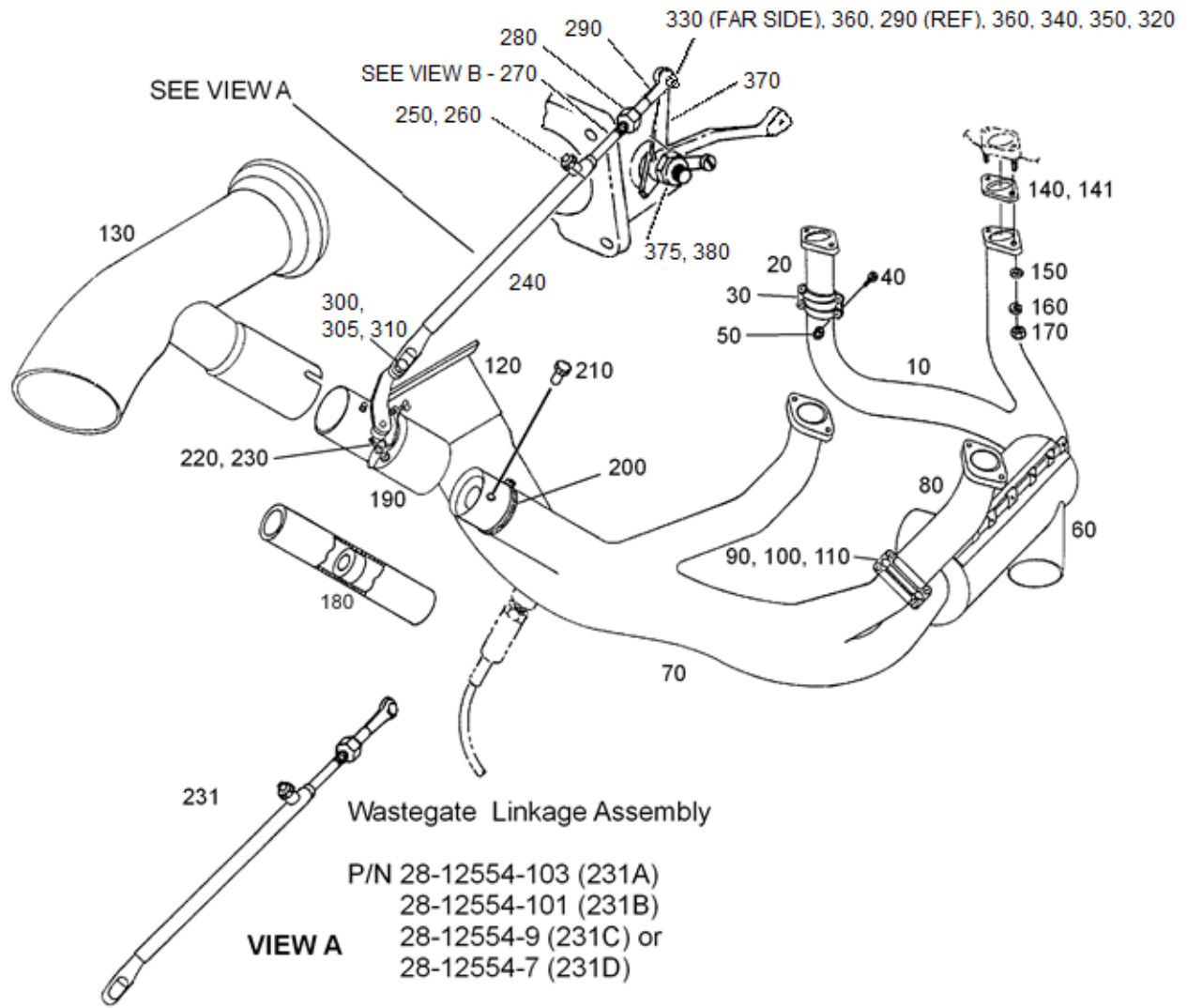
ENSTROM F-28/280 SERIES ILLUSTRATED PARTS CATALOG

FIGURE 3-27. EXHAUST SYSTEM INSTALLATION (A MODELS)

ITEM NUMBER	PART NUMBER	DESCRIPTION	QTY PER ASSY	MODELS AFFECTED						
				F-28A	280	F-28C	280C	F-28F	280F	280FX
-	28-12500-1	. Exhaust System	1	X						
10	099001-176	. . Shroud Assembly (Obsolete)	1	X	X					
-	C6052-8Z-1	. . . Tinnerman Nut	7	X	X					
-	MS51861-35	. . . Screw	7	X	X					
-	AN530C8-8	. . . Screw (Superseded by MS51861-35)	7	X	X					
20	099001-174	. . Muffler Assembly (Obsolete)	1	X	X					
30	099001-177	. . Exhaust Riser, R/H	2	X	X					
40	099001-178	. . Exhaust Riser, L/H	2	X	X					
50	EL-099005-401	. . Clamp Half	8	X	X					
50	099005-401	. . Clamp Half (Superseded by EL-099005-401)	8	X	X					
60	AN3C4A	. . Bolt	16	X	X					
70	MS21042-3	. . Nut	16	X	X					
70	AN365-1032C	. . Nut (Superseded by MS21042-3)	16	X	X					
80*	75118	. Gasket Flange Exhaust (Not Shown)	8	X	X					
80*	77611	. Gasket (Not Shown) Alternate	4	X	X					
-*	STD-35	. Washer	8	X	X					
-*	STD-475	. Lock Washer	8	X	X					
-*	STD-1410	. Nut	8	X	X					

* Obtain from Lycoming distributor.

ENSTROM F-28/280 SERIES ILLUSTRATED PARTS CATALOG



Measure to Determine Part Number for Wastegate Linkage Rod
VIEW B

FIGURE 3-28. EXHAUST SYSTEM INSTALLATION (C, F MODELS)

ENSTROM F-28/280 SERIES ILLUSTRATED PARTS CATALOG

FIGURE 3-28. EXHAUST SYSTEM INSTALLATION (C, F MODELS)

ITEM NUMBER	PART NUMBER	DESCRIPTION	QTY PER ASSY	MODELS AFFECTED						
				F-28A	280	F-28C	280C	F-28F	280F	280FX
-	037360-004	. Exhaust System	1			X	X	X	X	X
10	EL-037360-107	. . Exhaust Riser, #2	1			X	X	X	X	X
20	EL-037360-202	. . Exhaust Riser, #4	1			X	X	X	X	X
30	EL-099005-401	. . Clamp Half	2			X	X	X	X	X
30	EL-037360-401	. . Clamp Half (Superseded by EL-099005-401)	2			X	X	X	X	X
40	AN3C4A	. . Bolt	4			X	X	X	X	X
50	MS21042-3	. . Nut	4			X	X	X	X	X
50	AN365-1032C	. . Nut (Superseded by MS21042-3)	4			X	X	X	X	X
60	EL-037360-113	. . Shroud Assembly	1			X	X	X	X	X
-	C-6352-10Z	. . . Tinnerman Nut	6			X	X	X	X	X
-	MS51861-35	. . . Screw	6			X	X	X	X	X
-	AN530C10-8	. . . Screw	6			X	X	X	X	X
-	037360-124	. . Collector Assembly	1					X	X	X
70	EL-037360-110	. . . Collector, Left Side	1			X	X			
70	EL-037360-111	. . . Collector, Left Side	1					X	X	X
80	EL-037360-206	. . . Exhaust Riser, #1	1			X	X	X	X	X
90	EL-099005-401	. . . Clamp Half	2			X	X	X	X	X
90	EL-037360-401	. . . Clamp Half (Superseded by EL-099005-401)	2			X	X			
100	AN3C4A	. . Bolt	4			X	X			
100	AN3C4A	. . Bolt	4					X	X	X
110	MS21042-3	. . Nut	4			X	X			
110	AN365-1032C	. . Nut (Superseded by MS21042-3)	4			X	X			
110	MS21042-3	. . Nut	4					X	X	X
110	AN365-1032C	. . Nut (Superseded by MS21042-3)	4					X	X	X
120	EL-037360-112	. . Turbo Inlet	1			X	X			
120	EL-037360-112	. . Turbo Inlet	1					X	X	X
130	EL-037360-116	. . Tail Pipe Assembly	1			X	X			

ENSTROM F-28/280 SERIES ILLUSTRATED PARTS CATALOG

FIGURE 3-28. EXHAUST SYSTEM INSTALLATION (C, F MODELS)

ITEM NUMBER	PART NUMBER	DESCRIPTION	QTY PER ASSY	MODELS AFFECTED						
				F-28A	280	F-28C	280C	F-28F	280F	280FX
130	EL-037360-123	. Tail Pipe Assembly	1					X	X	X
130	28-12577-1	. Muffler Assembly (Optional)	1					X	X	X
130	ENX-0001	. Muffler Assembly (Optional) Superseded by 28-12577-1	1					X	X	X
140*	77611	. Gasket Exhaust Flange	4			X	X	X	X	X
141*	LW-16567	. Gasket, Thin	A/R			X	X	X	X	X
150*	STD-35	. Washer	8			X	X	X	X	X
160/170*	STD-2233	. Lock Nut	8			X	X	X	X	X
160*	STD-475	. Lock Washer (#160 and #170 replaced by STD-2233 Locknut)	8			X	X	X	X	X
170*	STD-1410	. Nut (#160 and #170 replaced by STD-2233 Locknut)	8			X	X	X	X	X
180	28-125017-1	. Orifice Bypass Tube Assembly	1			X	X			
-	28-125000-11	. Tube, Bypass	1			X	X			
-	28-125016-11	. Orifice	1			X	X			
190	28-12552-3	. Waste Gate Assembly, With Alignment Pins	1					X	X	X
190	28-12552-5	. Waste Gate Assembly, Without Alignment Pins (Superseded by 28-12552-3)	1					X	X	X
200	QS100-M28	. Clamp (Used with 28-12552-5)	1					X	X	X
210	28-12574-11	. Pin (Used with 28-12552-3)	1					X	X	X
220	NAS428-3A10	. Bolt	2					X	X	X
220	AN502-10-14	. Screw (Superseded by NAS428- 3A10)	2					X	X	X
230	AN315-3R	. Nut	4					X	X	X
231A†	28-12554-103	. Linkage Assembly-Wastegate	1					X	X	X
240	28-12555-7	. Sleeve Assembly	1					X	X	X
250	K3N	. Plunger: Ball, 1/4-20 Stubby	1					X	X	X
260	28-12560-1	. Nut	1					X	X	X

ENSTROM F-28/280 SERIES ILLUSTRATED PARTS CATALOG

FIGURE 3-28. EXHAUST SYSTEM INSTALLATION (C, F MODELS)

ITEM NUMBER	PART NUMBER	DESCRIPTION	QTY PER ASSY	MODELS AFFECTED						
				F-28A	280	F-28C	280C	F-28F	280F	280FX
270●	28-12551-21	. . Rod Linkage Wastegate, Long with .250" Diameter Rod	1					X	X	X
280	AN315-3R	. . Nut, Hex, 10-32	1					X	X	X
290	HFVV3M	. . Bearing, Rod-End, 3/16" RH	1					X	X	X
231B‡	28-12554-101	. Linkage Assembly Wastegate (Alternate to 28-12554-103)	1					X	X	X
240	28-12555-7	. . Sleeve Assembly	1					X	X	X
250	K3N	. . Plunger: Ball, 1/4-20 Stubby	1					X	X	X
260	28-12560-1	. . Nut	1					X	X	X
270●	28-12551-19	. . Rod Linkage Wastegate, Short with .250" Diameter Rod	1					X	X	X
280	AN315-3R	. . Nut, Hex, 10-32	1					X	X	X
290	HFVV3M	. . Bearing, Rod-End, 3/16" RH	1					X	X	X
231C	28-12554-9	. Linkage Assembly-Wastegate (Superseded by 28-12554-7)	1					X	X	X
240	28-12555-7	. . Sleeve Assembly	1					X	X	X
250	K3N	. . Plunger: Ball, 1/4-20 Stubby	1					X	X	X
260	28-12560-1	. . Nut	1					X	X	X
270●	28-12551-21	. . Rod Linkage, Long with .250 Diameter Rod	1					X	X	X
270●	28-12551-17	. . Rod Linkage, Short, with .250 Diameter Rod (Superseded by 28-12551-21)	1					X	X	X
280	AN315-3R	. . Nut, Hex, 10-32	1					X	X	X
290	HFVV3M	. . Bearing, Rod-End, 3/16" RH	1					X	X	X
231D	28-12554-7	. Linkage Assembly Wastegate (Superseded by 28-12554-101)	1					X	X	X
240	28-12555-7	. . Sleeve Assembly – Fits .250 Diameter Rod	1					X	X	X
240A**	28-12555-1	. . Sleeve Assembly – Fits .290 Diameter Rod	1					X	X	
250	K3N	. . Plunger: Ball, 1/4-20 Stubby	1					X	X	X
260	28-12560-1	. . Nut	1					X	X	X

ENSTROM F-28/280 SERIES ILLUSTRATED PARTS CATALOG

FIGURE 3-28. EXHAUST SYSTEM INSTALLATION (C, F MODELS)

ITEM NUMBER	PART NUMBER	DESCRIPTION	QTY PER ASSY	MODELS AFFECTED						
				F-28A	280	F-28C	280C	F-28F	280F	280FX
270●	28-12551-15	. . Rod Linkage Wastegate, Long with 0.250" Diameter Rod (Superseded by 28-12551-19)	1					X	X	X
270A**●	28-12551-13	. . Rod Linkage Wastegate, 0.290" Diameter Rod (Used with 28-12555-1 Tube Assembly)	1					X	X	
280	AN315-3R	. . Nut, Hex, 10-32	1					X	X	X
290	HFVV3M	. . Bearing, Rod-End, 3/16" RH	1					X	X	X
300	MS20392-2C11	. Clevis Pin	1					X	X	X
305	MS24665-153	. Cotter Pin	1					X	X	X
300	AN393-11	. Clevis Pin (Superseded by MS20392-2C11)	1					X	X	X
310	AN960-10L	. Washer	1					X	X	X
320	MS24665-300	. Cotter Pin	1					X	X	X
320	AN381-2-8	. Cotter Pin (Replaced by MS24665-300)	1					X	X	X
330	AN3-11	. Bolt	1					X	X	X
-	MS20995C32	. Safety Wire	A/R					X	X	X
340	NAS1149F0363P	. Washer	2					X	X	X
350	F12NE4753-02	. Nut	1					X	X	X
360	NAS73-3E002	. Bushing	2					X	X	X
370	28-12570-3	. Bellcrank	1					X	X	X
375	MS246665-90	. Cotter Pin	1					X	X	X
380	AN310-5	. Nut	1					X	X	X

* Obtain from Lycoming distributor.

** Used on helicopters manufactured on or before 1985.

‡ Used on helicopters manufactured after 1985.

● See Figure 3-28 View B to determine the correct part number.

ENSTROM F-28/280 SERIES ILLUSTRATED PARTS CATALOG

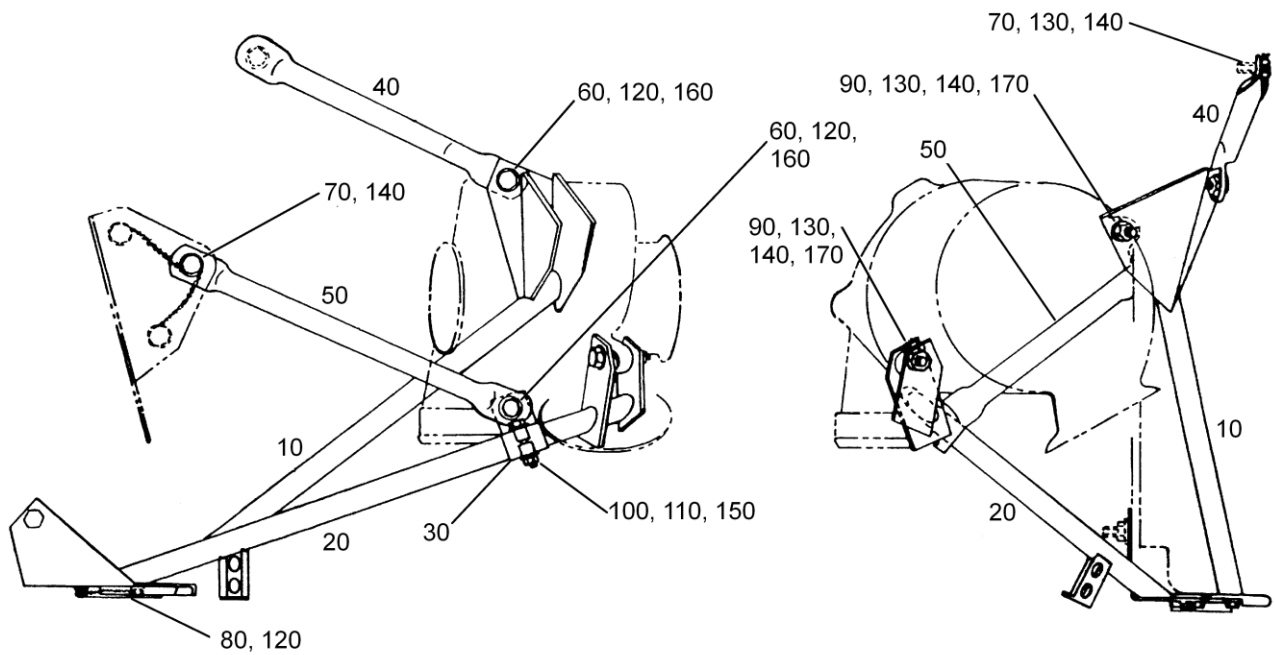


FIGURE 3-29. TURBOCHARGER MOUNT INSTALLATION

ENSTROM F-28/280 SERIES ILLUSTRATED PARTS CATALOG

FIGURE 3-29. TURBOCHARGER MOUNT INSTALLATION

ITEM NUMBER	PART NUMBER	DESCRIPTION	QTY PER ASSY	MODELS AFFECTED						
				F-28A	280	F-28C	280C	F-28F	280F	280FX
10	28-125011-1	. Tube Assembly	1			X	X	X	X	X
20*	28-125082-3	. Bracket Assembly	1			X	X	X	X	X
20	28-125082-1	. Bracket Assembly (Superseded by 28-125082-3)	1			X	X	X	X	X
30	28-125011-5	. . Clamp Assembly	1			X	X	X	X	X
40	28-125011-31	. Tube Assembly Mount	1			X	X	X	X	X
50	28-125011-49	. Tube Assembly Mount (Used with 28-125082-3)	1			X	X	X	X	X
50	28-125011-33	. Tube Assembly Mount (Alternate)	1			X	X	X	X	X
60	AN4C5A	. Bolt	2			X	X	X	X	X
70	MS20074-05-05	. Bolt	2			X	X	X	X	X
70	AN75A5	. Bolt (Superseded by MS20074-05-05)	2			X	X	X	X	X
80	AN74A4	. Bolt	2			X	X	X	X	X
90	AN5C13A	. Bolt	2			X	X	X	X	X
100	AN3C10A	. Bolt	1			X	X	X	X	X
110	NAS1149C0363R	. Washer	2			X	X	X	X	X
110	AN960C10	. Washer (Superseded by NAS1149C0363R)	2			X	X	X	X	X
120	NAS1149F0432P	. Washer	4			X	X	X	X	X
120	AN960-416L	. Washer (Superseded by NAS1149F0432P)	4			X	X	X	X	X
130	NAS1149F0532P	. Washer	A/R			X	X	X	X	X
130	AN960-516L	. Washer (Superseded by NAS1149F0532P)	A/R			X	X	X	X	X
140	NAS1149C0563R	. Washer	A/R			X	X	X	X	X
140	AN960C516	. Washer (Superseded by NAS1149C0563R)	A/R			X	X	X	X	X
150	MS20500-1032	. Nut	1			X	X	X	X	X
160	MS20500-428	. Nut	2			X	X	X	X	X
170	MS20500-524	. Nut	2			X	X	X	X	X

ENSTROM F-28/280 SERIES ILLUSTRATED PARTS CATALOG

* Effective: F-28F S/N 832 and subsequent; 280FX S/N 2147 and subsequent.
Eligible: F-28C all S/N; 280C all S/N; F-28F S/N 509 and subsequent; 280FX S/N 2001 and subsequent if bracket P/N 28-125082-3 is installed (replacing P/N 28-125082-1). Refer to Figure 3-8 for adapter/fitting requirements (Item 65).

ENSTROM F-28/280 SERIES ILLUSTRATED PARTS CATALOG

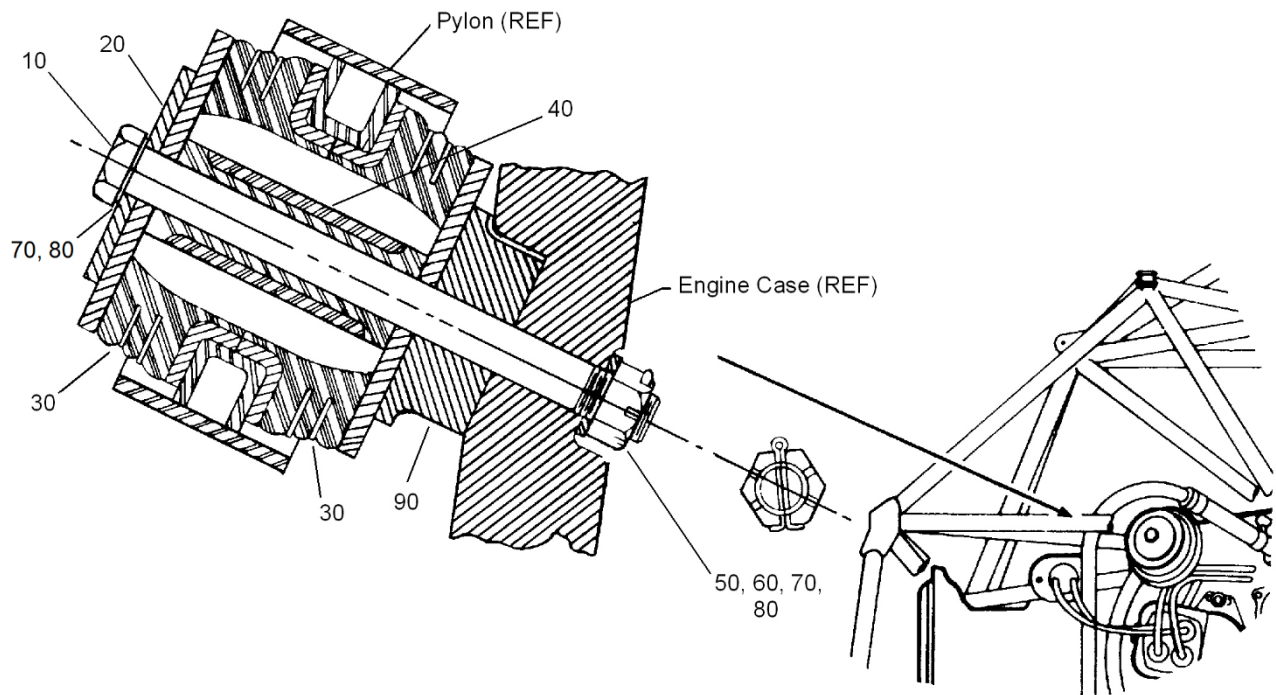


FIGURE 3-30. ENGINE MOUNT ASSEMBLY

ENSTROM F-28/280 SERIES ILLUSTRATED PARTS CATALOG

FIGURE 3-30. ENGINE MOUNT ASSEMBLY

ITEM NUMBER	PART NUMBER	DESCRIPTION	QTY PER ASSY	MODELS AFFECTED						
				F-28A	280	F-28C	280C	F-28F	280F	280FX
-	J-10386-2	. Lord Mount Kit	4	X	X	X	X	X	X	X
10	J-2216-18	. . Bolt	1	X	X	X	X	X	X	X
20	J-2218-61	. . Spacer	1	X	X	X	X	X	X	X
30	J-7763-26	. . Laminated Mount	2	X	X	X	X	X	X	X
40	J-7766-2	. . Bonded Spacer	1	X	X	X	X	X	X	X
50	J-2309-7	. . Nut	1	X	X	X	X	X	X	X
60	J-2214-4	. . Cotter Pin	1	X	X	X	X	X	X	X
60	MS24665-300	. . Cotter Pin (Alternate)	1	X	X	X	X	X	X	X
-A	96394-01	. Hutchinson Mount Kit	4	X	X	X	X	X	X	X
10A	AN7-50	. . Bolt	1	X	X	X	X	X	X	X
20A	28-12141-11	. . Spacer	1	X	X	X	X	X	X	X
30A	00-15073-01	. . Laminated Mount	2	X	X	X	X	X	X	X
40A	85-9217-06	. . Bonded Spacer	1	X	X	X	X	X	X	X
50A	AN310-7	. . Nut	1	X	X	X	X	X	X	X
60A	MS24665-300	. . Cotter Pin	1	X	X	X	X	X	X	X
70	NAS1149F0763P	. Washer	A/R	X	X	X	X	X	X	X
70	AN960-716	. Washer (Superseded by NAS1149F0763P)	A/R	X	X	X	X	X	X	X
80	NAS1149F0732P	. Washer	A/R	X	X	X	X	X	X	X
80	AN960-716L	. Washer (Superseded by NAS1149F0732P)	A/R	X	X	X	X	X	X	X
90*	74465	. Spacer	4	X	X	X	X	X	X	X

* Obtain from Lycoming distributor.

ENSTROM F-28/280 SERIES ILLUSTRATED PARTS CATALOG

NO ILLUSTRATION AVAILABLE

FIGURE 3-31. ENGINE COMPONENTS

ENSTROM F-28/280 SERIES ILLUSTRATED PARTS CATALOG

FIGURE 3-31. ENGINE COMPONENTS

ITEM NUMBER	PART NUMBER	DESCRIPTION	QTY PER ASSY	MODELS AFFECTED						
				F-28A	280	F-28C	280C	F-28F	280F	280FX
—*	201F-5006	Pump:Fuel	1					X	X	X
—*	ALU8521LS	Alternator	1					X	X	X
—*	149-24HT	Starter:Lightweight, 24V	1					X	X	X
—*	31B22111	Starter:Lightweight, 24V (Alternate)	1					X	X	X
—*	RHB32S	Plug:Spark	8					X	X	X
—*	10-682605-13	Magneto:Dual, Engine	1					X	X	X
—*	2524917-1	Nozzle:Fuel Injection	4					X	X	X

* Refer to Lycoming Aircraft Engines Parts Catalog, PC-406-2, Service Bulletins, and Service Letters.

ENSTROM F-28/280 SERIES ILLUSTRATED PARTS CATALOG

I

INTENTIONALLY LEFT BLANK

ENSTROM F-28/280 SERIES ILLUSTRATED PARTS CATALOG

SECTION 4

MAIN ROTOR SYSTEM

TABLE OF CONTENTS

	Cover Page	4-1
	Table of Contents	4-1
4-1	Main Rotor Hub Assembly	4-2
4-2	Main Rotor Blade and Retention Assembly	4-6
4-2.1	Retention Assembly (STC SR03465CH)	4-10.1
4-3	Flapping Pin and Damper Installation	4-11
4-4	Hydraulic Damper Assembly (28-14375-101)	4-13

ENSTROM F-28/280 SERIES ILLUSTRATED PARTS CATALOG

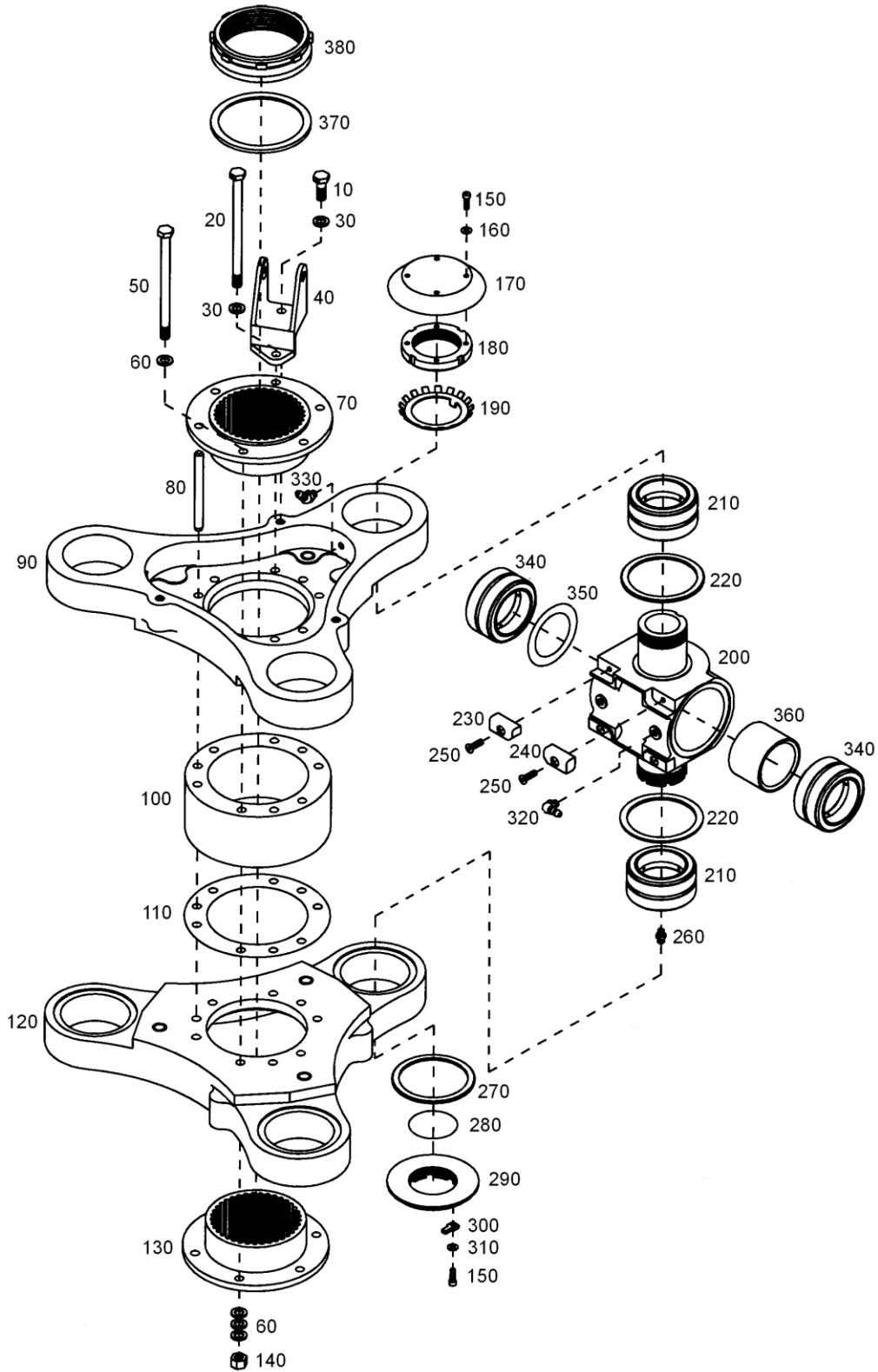


FIGURE 4-1. MAIN ROTOR HUB ASSEMBLY

ENSTROM F-28/280 SERIES ILLUSTRATED PARTS CATALOG

FIGURE 4-1. MAIN ROTOR HUB ASSEMBLY

ITEM NUMBER	PART NUMBER	DESCRIPTION	QTY PER ASSY	MODELS AFFECTED						
				F-28A	280	F-28C	280C	F-28F	280F	280FX
–●	28-14219-7	. Hub Assembly (Center)	1	X	X	X	X	X	X	X
–	28-14219-3	. Hub Assembly (Center) (Superseded by 28-14219-7)	1	X	X	X	X	X	X	X
10	AN5H-6A	. . Bolt	3	X	X	X	X	X	X	X
20●●	AN5H-45A	. . Bolt	3	X	X	X	X	X	X	X
20	AN5H-46A	. . Bolt (Superseded by AN5H-45A)	3	X	X	X	X	X	X	X
30●●	NAS1149D0563H	. . Washer	6	X	X	X	X	X	X	X
30	AN960D516	. . Washer (Superseded by NAS1149D0563H)	6	X	X	X	X	X	X	X
40	28-14202-1	. . Bracket Assembly	3	X	X	X	X	X	X	X
–	28-14250-1	. . . Bushing	2	X	X	X	X	X	X	X
50●●	AN5-43A	. . Bolt	3	X	X	X	X	X	X	X
50	AN5-44A	. . Bolt (Superseded by AN5-43A)	3	X	X	X	X	X	X	X
60●●	NAS1149F0563P	. . Washer	18	X	X	X	X	X	X	X
60	AN960-516	. . Washer (Superseded by NAS1149F0563P)	18	X	X	X	X	X	X	X
70	28-14224-1	. . Shaft Adapter	1	X	X	X	X	X	X	X
80	28-14244-1	. . Pin	3	X	X	X	X	X	X	X
90†	28-14280-5	. . Hub Plate Assembly (Upper)	1	X	X	X	X	X	X	X
90	28-14280-3	. . Hub Plate Assembly (Upper) (Superseded by 28-14280-5)	1	X	X	X	X	X	X	X
90*	28-14280-1	. . Plate Assembly (Upper)	1	X	X	X	X	X	X	X
100	28-14223-1	. . Hub Spacer	1	X	X	X	X	X	X	X
110	28-14290-3	. . Shim (0.001")	A/R	X	X	X	X	X	X	X
110	28-14290-5	. . Shim (0.002")	A/R	X	X	X	X	X	X	X
110	28-14290-7	. . Shim (0.004")	A/R	X	X	X	X	X	X	X
110	28-14290-9	. . Shim (0.0075")	A/R	X	X	X	X	X	X	X
120†	28-14281-5	. . Hub Plate Assembly (Lower)	1	X	X	X	X	X	X	X

ENSTROM F-28/280 SERIES ILLUSTRATED PARTS CATALOG

FIGURE 4-1. MAIN ROTOR HUB ASSEMBLY

ITEM NUMBER	PART NUMBER	DESCRIPTION	QTY PER ASSY	MODELS AFFECTED						
				F-28A	280	F-28C	280C	F-28F	280F	280FX
120	28-14281-3	.. Hub Plate Assembly (Lower) (Superseded by 28-14281-5)	1	X	X	X	X	X	X	X
120**	28-14281-1R	.. Plate Assembly (Lower)	1	X	X	X	X	X	X	X
130	28-14224-3	.. Shaft Adapter (Lower)	1	X	X	X	X	X	X	X
140	MS21044N5	.. Nut	6	X	X	X	X	X	X	X
140	AN365-524A	.. Nut (Superseded by MS21044N5)	6	X	X	X	X	X	X	X
150 ≡	NK-500-8R6	.. Screw	15	X	X	X	X	X	X	X
160	NAS1149DN832H	.. Washer	12	X	X	X	X	X	X	X
160	AN960D8	.. Washer (Superseded by NAS1149DN832H)	12	X	X	X	X	X	X	X
170	28-14228-1	.. Dust Cover	3	X	X	X	X	X	X	X
170	28-14228-15	.. Dust Cover (Superseded by 28- 14228-1)	3	X	X	X	X	X	X	X
180	28-14227-1	.. Lock Nut	3	X	X	X	X	X	X	X
190	W-09	.. Lock Washer	3	X	X	X	X	X	X	X
-	28-14219-901	.. Universal Block Assembly	3	X	X	X	X	X	X	X
200 ▲▶	28-14117-11	... Block	1	X	X	X	X	X	X	X
200 ▲	28-14117-1	... Block (Superseded by 28- 14117-11)	1	X	X	X	X	X	X	X
210 ††	28NBC2040YZP	... Bearing	2	X	X	X	X	X	X	X
220	28-14236-1	... Washer	2	X	X	X	X	X	X	X
230 ▲	28-14251-1	... Pad – Stop LH	2	X	X	X	X	X	X	X
240 ▲	28-14251-2	... Pad – Stop RH	2	X	X	X	X	X	X	X
250	NK-510-10R10	... Screw	4	X	X	X	X	X	X	X
260	1641-B	... Fitting (1/4-28)	1	X	X	X	X	X	X	X
260	MS15001-1	... Fitting (Alternate to 1641-B)	1	X	X	X	X	X	X	X
270	28-14236-1	.. Washer	3	X	X	X	X	X	X	X
280	28-14006-3	.. Shim (0.001")	A/R	X	X	X	X	X	X	X
280	28-14006-5	.. Shim (0.002")	A/R	X	X	X	X	X	X	X

ENSTROM F-28/280 SERIES ILLUSTRATED PARTS CATALOG

FIGURE 4-1. MAIN ROTOR HUB ASSEMBLY

ITEM NUMBER	PART NUMBER	DESCRIPTION	QTY PER ASSY	MODELS AFFECTED						
				F-28A	280	F-28C	280C	F-28F	280F	280FX
280	28-14006-7	. . Shim (0.004")	A/R	X	X	X	X	X	X	X
280	28-14006-9	. . Shim (0.005")	A/R	X	X	X	X	X	X	X
280	28-14006-11	. . Shim (0.010")	A/R	X	X	X	X	X	X	X
280	28-14006-13	. . Shim (0.015")	A/R	X	X	X	X	X	X	X
280	28-14006-15	. . Shim (0.020")	A/R	X	X	X	X	X	X	X
280	28-14006-17	. . Shim (0.025")	A/R	X	X	X	X	X	X	X
280	28-14006-19	. . Shim (0.030")	A/R	X	X	X	X	X	X	X
290▲	28-14256-1	. . Nut	3	X	X	X	X	X	X	X
300	28-14257-1	. . Key	3	X	X	X	X	X	X	X
310	NAS1149FN816P	. . Washer	3	X	X	X	X	X	X	X
310	AN960-8L	. . Washer (Superseded by NAS1149FN816P)	3	X	X	X	X	X	X	X
320	1911-B	. . Fitting, Grease	6	X	X	X	X	X	X	X
330	1637-B	. . Fitting	6	X	X	X	X	X	X	X
340††	28NBC2040YZP	. Bearing	6	X	X	X	X	X	X	X
350	28-14009-1	. Shim (0.001")	A/R	X	X	X	X	X	X	X
350	28-14009-2	. Shim (0.002")	A/R	X	X	X	X	X	X	X
350	28-14009-3	. Shim (0.003")	A/R	X	X	X	X	X	X	X
350	28-14009-5	. Shim (0.005")	A/R	X	X	X	X	X	X	X
360▲	28-14235-1	. Spacer	3	X	X	X	X	X	X	X
370▲	28-14008-1	. Spacer	1	X	X	X	X	X	X	X
380▲	28-14004-1	. Nut	1	X	X	X	X	X	X	X

* Superseded by 28-14280-3.

** Superseded by 28-14281-3.

† Effectivity F28F S/N 819, 280FX S/N 2126 and subsequent.

†† A pre-greased 28NBC2040YZP is available as P/N ECD092-1.

● Effectivity F28F S/N 818, 280FX S/N 2118 and subsequent.

●● Effectivity F28F S/N 829, 280FX S/N 2135 and subsequent.

▲ Available as a remanufactured part. Add an "R" to the end of the part number when ordering.

▶ Effectivity F28F S/N 831 and subsequent, 280FX S/N 2172 and subsequent. Retrofittable to F28F S/N 509 and subsequent, and 280FX S/N 2001 and subsequent.

ENSTROM F-28/280 SERIES ILLUSTRATED PARTS CATALOG

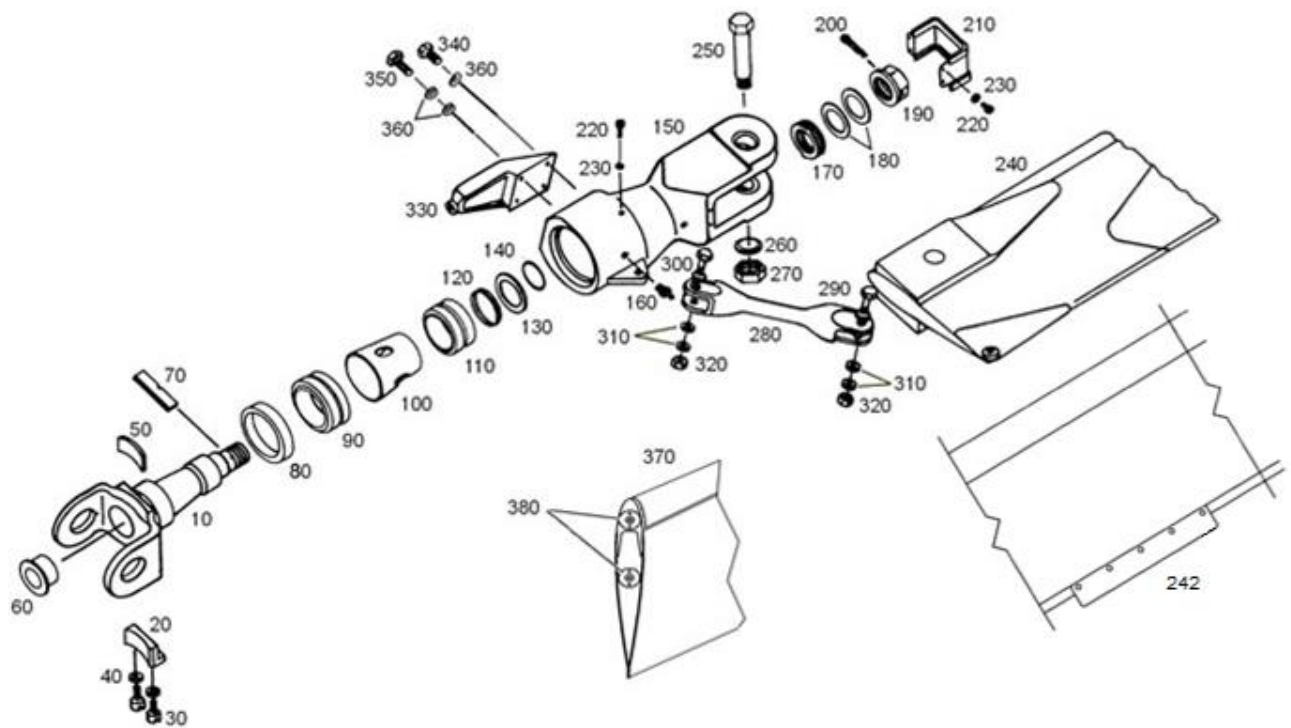


FIGURE 4-2. MAIN ROTOR BLADE AND RETENTION ASSEMBLY

ENSTROM F-28/280 SERIES ILLUSTRATED PARTS CATALOG

FIGURE 4-2. MAIN ROTOR BLADE AND RETENTION ASSEMBLY

ITEM NUMBER	PART NUMBER	DESCRIPTION	QTY PER ASSY	MODELS AFFECTED						
				F-28A	280	F-28C	280C	F-28F	280F	280FX
-	28-14234-909	. Retention Main Rotor Blade	3	X	X	X	X	X	X	X
-	28-14234-9	. Retention Assembly (Superseded by 28-14234-909)	3	X	X	X	X	X	X	X
-▲	28-14234-901	. . Spindle & Stop Pad Assembly	1	X	X	X	X	X	X	X
-	28-14381-903	. . Spindle Assembly (Used with 28-14381-3)	1	X	X	X	X	X	X	X
10	28-14282-13	. . . Spindle	1	X	X	X	X	X	X	X
10	28-14282-11	. . . Spindle (Superseded by 28-14282-13)	1	X	X	X	X			
20	28-14240-1	. . . Pad	1	X	X	X	X	X	X	X
30 ≡	NP500-8R8	. . . Screw	2	X	X	X	X	X	X	X
40	NAS1149DN832H	. . . Washer	2	X	X	X	X	X	X	X
40	AN960D8	. . . Washer (Superseded by NAS1149DN832H)	2	X	X	X	X	X	X	X
50	28-14231-1	. . . Pad	1	X	X	X	X	X	X	X
60	L-18X	. . Plug	1	X	X	X	X	X	X	X
70	28-14311-1	. . Strap	1	X	X	X	X	X	X	X
80	10065 H1L5	. . Oil Seal (3.625")	1	X	X	X	X	X	X	X
90	40NBC2052YZP	. . Bearing	1	X	X	X	X	X	X	X
100▲	28-14261-1	. . Spacer	1	X	X	X	X	X	X	X
110	32NBC2044YZP	. . Bearing	1	X	X	X	X	X	X	X
120	RST-200	. . Ring	1	X	X	X	X	X	X	X
130	28-14313-1	. . Washer	1	X	X	X	X	X	X	X
140	MS28775-029	. . O-Ring (0.070")	1	X	X	X	X	X	X	X
140	2-029	. . O-Ring, N304-75, 1.489" (.070") (Alternate)	1	X	X	X	X	X	X	X
140	NAS1611-029	. . O-Ring (Alternate)	1	X	X	X	X	X	X	X
150▲	28-14279-3	. . Grip Assembly.	1	X	X	X	X	X	X	X
150	28-14279-1	. . Blade Grip (Superseded by 28-14279-3)	1	X	X	X	X	X	X	X
-	28-14270-1	. . Placard	1	X	X	X	X	X	X	X

ENSTROM F-28/280 SERIES ILLUSTRATED PARTS CATALOG

FIGURE 4-2. MAIN ROTOR BLADE AND RETENTION ASSEMBLY

ITEM NUMBER	PART NUMBER	DESCRIPTION	QTY PER ASSY	MODELS AFFECTED						
				F-28A	280	F-28C	280C	F-28F	280F	280FX
160**	1641-B	. . Fitting (1/4"-28 UNF-3B)	2	X	X	X	X	X	X	X
160†	1650	. . Grease Fitting (1/8" NPT)	2	X	X	X	X	X	X	X
160	5045	. . Grease Fitting (Superseded by 1650) (Obsolete)	2	X	X	X	X	X	X	X
170▲	28-14320-15	. . Thrust Bearing Assembly	1	X	X	X	X	X	X	X
180	28-14293-7	. . Shim (0.002")	A/R	X	X	X	X	X	X	X
180	28-14293-9	. . Shim (0.004")	A/R	X	X	X	X	X	X	X
180	28-14293-11	. . Shim (0.0075")	A/R	X	X	X	X	X	X	X
180	28-14293-13	. . Shim (0.010")	A/R	X	X	X	X	X	X	X
190▲	28-14335-1	. . Nut	1	X	X	X	X	X	X	X
200	MS24665-360	. . Pin	1	X	X	X	X	X	X	X
200	AN380-4-8	. . Pin (Superseded by MS24665-360)	1	X	X	X	X	X	X	X
210	28-14239-1	. . Cover Assembly (Metal)	1	X	X	X	X	X	X	X
210	28-14239-5	. . Cover Assembly (Superseded by 28-14239-1)	1	X	X	X	X	X	X	X
-	28-14239-3	. . . Cover	1	X	X	X	X	X	X	X
-	28-14239-11	. . . Cover (Superseded by 28-14239-3)	1	X	X	X	X	X	X	X
-	980-001	. . . Channel	A/R	X	X	X	X	X	X	X
-	X-142	. . . Channel (Superseded by 980-001)	A/R	X	X	X	X	X	X	X
220≡	NP500-8R6	. . Screw	3	X	X	X	X	X	X	X
230	NAS1149DN832H	. . Washer	5	X	X	X	X	X	X	X
230	AN960D8	. . Washer (Superseded by NAS1149DN832H)	5	X	X	X	X	X	X	X
240	28-14100-9	. Blade Assembly	3	X	X	X	X	X	X	X
242	28-14119-11	. . Trim Tab	2	X	X	X	X	X	X	X
-	MS20470AD3-4	. . Rivet	10	X	X	X	X	X	X	X
250▲	28-14007-3	. Pin – Drag Hinge	3	X	X	X	X	X	X	X
250	28-14007-1	. Pin (Superseded by 28-14007-3)	3	X	X	X	X	X	X	X
260	NAS1149C1290R	. Washer	3	X	X	X	X	X	X	X

ENSTROM F-28/280 SERIES ILLUSTRATED PARTS CATALOG

FIGURE 4-2. MAIN ROTOR BLADE AND RETENTION ASSEMBLY

ITEM NUMBER	PART NUMBER	DESCRIPTION	QTY PER ASSY	MODELS AFFECTED						
				F-28A	280	F-28C	280C	F-28F	280F	280FX
260	AN960C1216	. Washer (Superseded by NAS1149C1290R)	3	X	X	X	X	X	X	X
270	AN364-1216A	. Nut	3	X	X	X	X	X	X	X
280 ▲	28-14283-1	. Drag Link	3	X	X	X	X	X	X	X
290	AN176-15A	. Bolt	3	X	X	X	X	X	X	X
300	AN176-17A	. Bolt	3	X	X	X	X	X	X	X
310	NAS1149D0663H	. Washer	18	X	X	X	X	X	X	X
310	AN960D616	. Washer (Superseded by NAS1149D0663H)	18	X	X	X	X	X	X	X
320	MS21083N6	. Nut	6	X	X	X	X	X	X	X
320	AN364-624A	. Nut (Superseded by MS21083N6)	6	X	X	X	X	X	X	X
330 ▲	28-14278-1	. Pitch Arm	3	X	X	X	X	X	X	X
340	MS20074-05-06	. Bolt	6	X	X	X	X	X	X	X
340	AN75A6	. Bolt (Superseded by MS20074-05-06)	6	X	X	X	X	X	X	X
350	AN75-A12	. Bolt	6	X	X	X	X	X	X	X
350	MS20074-05-12	. Bolt (Alternate)	6	X	X	X	X	X	X	X
350	MS24677-52	. Screw (Alternate)	6	X	X	X	X	X	X	X
360	NAS1149F0563P	. Washer (0.063)	18	X	X	X	X	X	X	X
360	AN960-516	. Washer (Superseded by NAS1149F0563P)	18	X	X	X	X	X	X	X
360*	NAS1149F0532P	. Washer	A/R	X	X	X	X	X	X	X
360*	AN960-516L	. Washer (Superseded by NAS1149F0532P)	A/R	X	X	X	X	X	X	X
370	28-14141-913	. Leading Edge Tape	A/R	X	X	X	X	X	X	X
380	28-14109-1	. Plug, Balance (Per Blade)	2	X	X	X	X	X	X	X
-	28-14110-1	. . Washer - Balance	A/R	X	X	X	X	X	X	X
-	28-14110-2	. . Washer - Balance	A/R	X	X	X	X	X	X	X
-	28-14110-3	. . Washer - Balance	A/R	X	X	X	X	X	X	X
-	MS24693-S287	. . Screw	2	X	X	X	X	X	X	X
-	ACF-50	. . Lubricant: Anti Corrosive	A/R	X	X	X	X	X	X	X

ENSTROM F-28/280 SERIES ILLUSTRATED PARTS CATALOG

- * Use one (1) AN960-516L with MS24677-49. Use one (1) AN960-516L and one (1) AN960-516 with MS24677-52.
- ▲ Available as a remanufactured part. Add an "R" to the end of the part number when ordering.
- ≡ See Appendix A for equivalent part information.
- ** Effectivity F28F S/N 812 and prior, 280FX S/N 2081 and prior, F28A/C all S/N, and 280C/F all S/N, if equipped with original grips (with 1/4"-28 UNF-3B pipe thread).
- † Effectivity F28F S/N 831 and subsequent. Effectivity 280FX S/N 2138 and subsequent. Retrofittable to F28F S/N 813 and 280FX S/N 2082 and subsequent.

ENSTROM F-28/280 SERIES ILLUSTRATED PARTS CATALOG

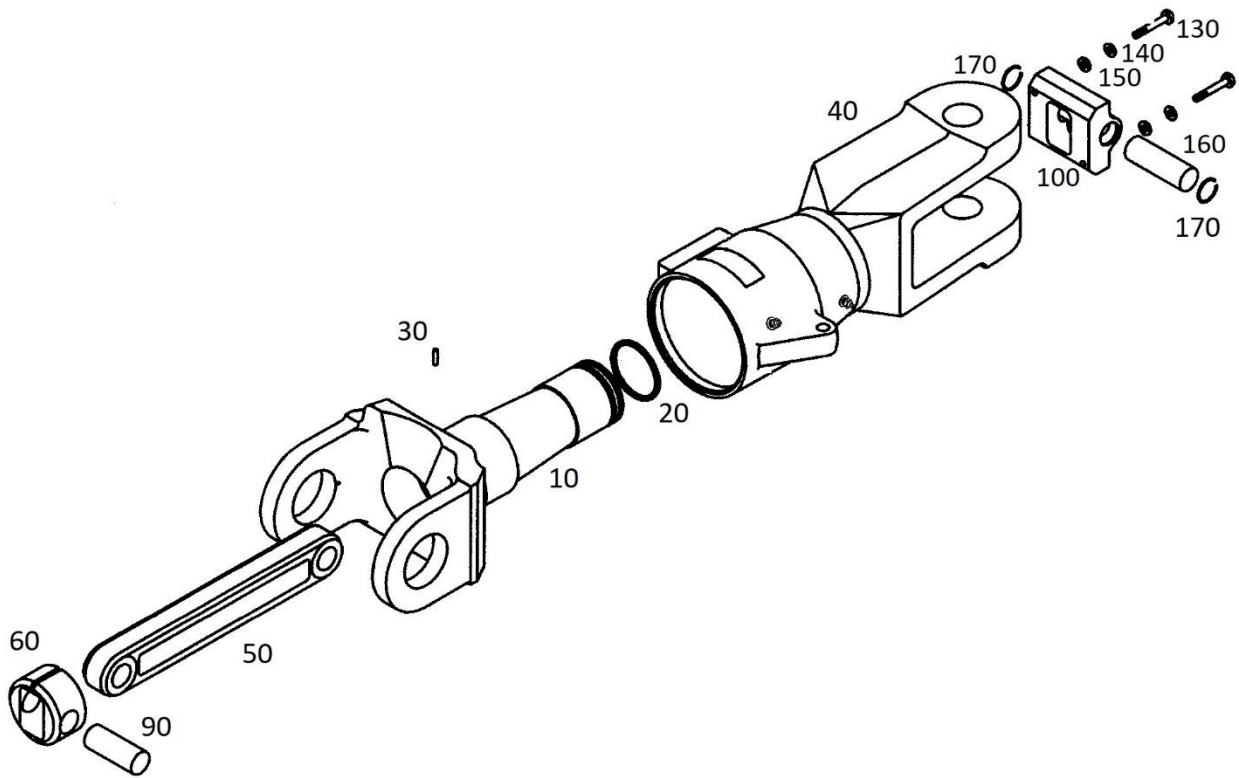


FIGURE 4-2.1. RETENTION ASSEMBLY (STC SR03465CH)

ENSTROM F-28/280 SERIES ILLUSTRATED PARTS CATALOG

FIGURE 4-2.1. RETENTION ASSEMBLY (STC SR03465CH)

ITEM NUMBER	PART NUMBER	DESCRIPTION	QTY PER ASSY	MODELS AFFECTED						
				F-28A	280	F-28C	280C	F-28F	280F	280FX
10	28-14385-15	. Spindle	1	X	X	X	X	X	X	X
10A*	AA-28-14385-15	. Spindle (Alternate)	1	X	X	X	X	X	X	X
20	CR 17240	. Seal: Retention	1	X	X	X	X	X	X	X
30	MS16555-27	. Pin	1	X	X	X	X	X	X	X
40	28-14386-5	. Grip Assembly	1	X	X	X	X	X	X	X
40A*	AA-28-14386-1	. Grip Assembly (Alternate)	1	X	X	X	X	X	X	X
50*	AA-ECD-084-280	. Tension/Torsion Strap	1	X	X	X	X	X	X	X
60	28-14381-902	. Cylinder Assembly	1	X	X	X	X	X	X	X
-70	28-14383-13	. . Cylinder	1	X	X	X	X	X	X	X
-80	28-14389-13	. . Cover	1	X	X	X	X	X	X	X
90	28-14382-21	. Pin	2	X	X	X	X	X	X	X
100	28-14381-901	. Lug Assembly	1	X	X	X	X	X	X	X
-110	28-14389-11	. . Cover	1	X	X	X	X	X	X	X
-120	28-14384-13	. . Lug – TT Strap Retention	1	X	X	X	X	X	X	X
130	AN3-12A	. Bolt	2	X	X	X	X	X	X	X
140	AN960-10	. Washer	2	X	X	X	X	X	X	X
150	AN960-10L	. Washer	2	X	X	X	X	X	X	X
160	28-14382-19	. Pin	1	X	X	X	X	X	X	X
170	VH-75	. Retaining Ring	2	X	X	X	X	X	X	X

* Supplied by Airwolf Aerospace as part of STC SR03465CH.

ENSTROM F-28/280 SERIES ILLUSTRATED PARTS CATALOG

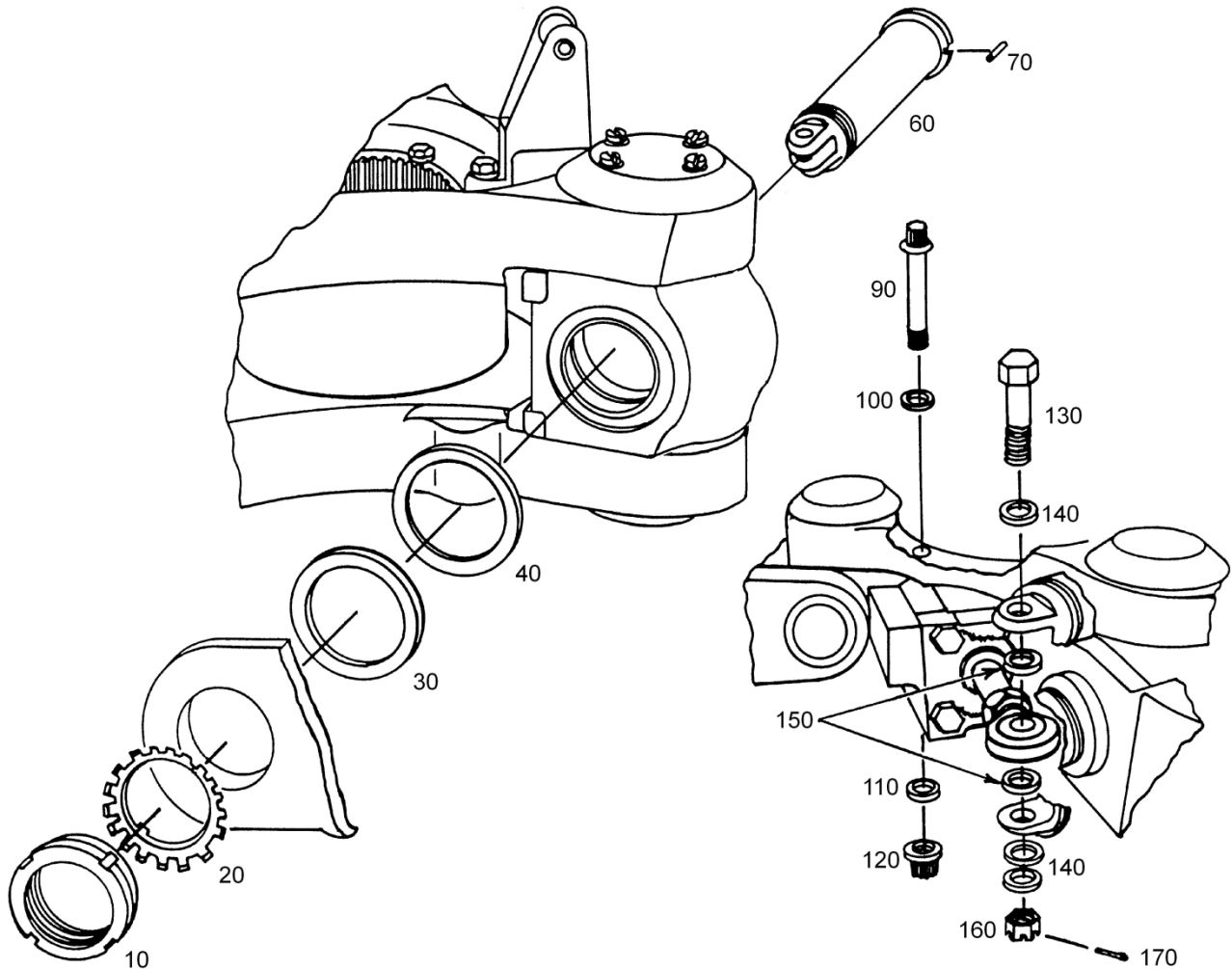


FIGURE 4-3. FLAPPING PIN AND DAMPER INSTALLATION

ENSTROM F-28/280 SERIES ILLUSTRATED PARTS CATALOG

FIGURE 4-3. FLAPPING PIN AND DAMPER INSTALLATION

ITEM NUMBER	PART NUMBER	DESCRIPTION	QTY PER ASSY	MODELS AFFECTED						
				F-28A	280	F-28C	280C	F-28F	280F	280FX
10	28-14227-11	. Lock Nut	3	X	X	X	X	X	X	X
10	N-09	. Nut (Superseded by 28-14227-11)	3	X	X	X	X	X	X	X
20	W-09	. Lock Washer	3	X	X	X	X	X	X	X
30	28-14236-1	. Washer	6	X	X	X	X	X	X	X
40	28-14019-2	. Shim (0.002") (Obsolete)	A/R	X	X	X	X	X	X	X
40	28-14019-3	. Shim (0.003")	A/R	X	X	X	X	X	X	X
40	28-14019-5	. Shim (0.005")	A/R	X	X	X	X	X	X	X
40	28-14019-6	. Shim (0.006")	A/R	X	X	X	X	X	X	X
40	28-14019-10	. Shim (0.010")	A/R	X	X	X	X	X	X	X
60▲	28-14233-3	. Pin	3	X	X	X	X	X	X	X
60	28-14233-2	. Pin (Superseded by 28-14233-3)	3	X	X	X	X	X	X	X
70	MS16562-215	. Pin	3	X	X	X	X	X	X	X
70	23S-094-0625	. Pin (Alternate)	3	X	X	X	X	X	X	X
90	LWB-22-6-58	. Bolt	3	X	X	X	X	X	X	X
90	HPF1260-6-58	. Bolt (Alternate)	3	X	X	X	X	X	X	X
90	NAS626-58	. Bolt (Alternate)	3	X	X	X	X	X	X	X
100	WC-22-6	. Washer	3	X	X	X	X	X	X	X
100	MS21299C6	. Washer (Alternate)	3	X	X	X	X	X	X	X
110	WP-22-6	. Washer	3	X	X	X	X	X	X	X
110	AP22-6	. Washer (Alternate)	3	X	X	X	X	X	X	X
120	FN22M-624	. Nut	3	X	X	X	X	X	X	X
130	AN178-21	. Bolt	3	X	X	X	X	X	X	X
140	AN960-816	. Washer (0.063")	9	X	X	X	X	X	X	X
150	28-14259-1	. Washer	6	X	X	X	X	X	X	X
160	F12NE-4753-080	. Nut (0.563")	3	X	X	X	X	X	X	X
170	MS24665-302	. Pin	3	X	X	X	X	X	X	X
170	AN381-3-16	. Pin (Superseded by MS24665-302)	3	X	X	X	X	X	X	X

▲ Available as a remanufactured part. Add an "R" to the end of the part number when ordering.

ENSTROM F-28/280 SERIES ILLUSTRATED PARTS CATALOG

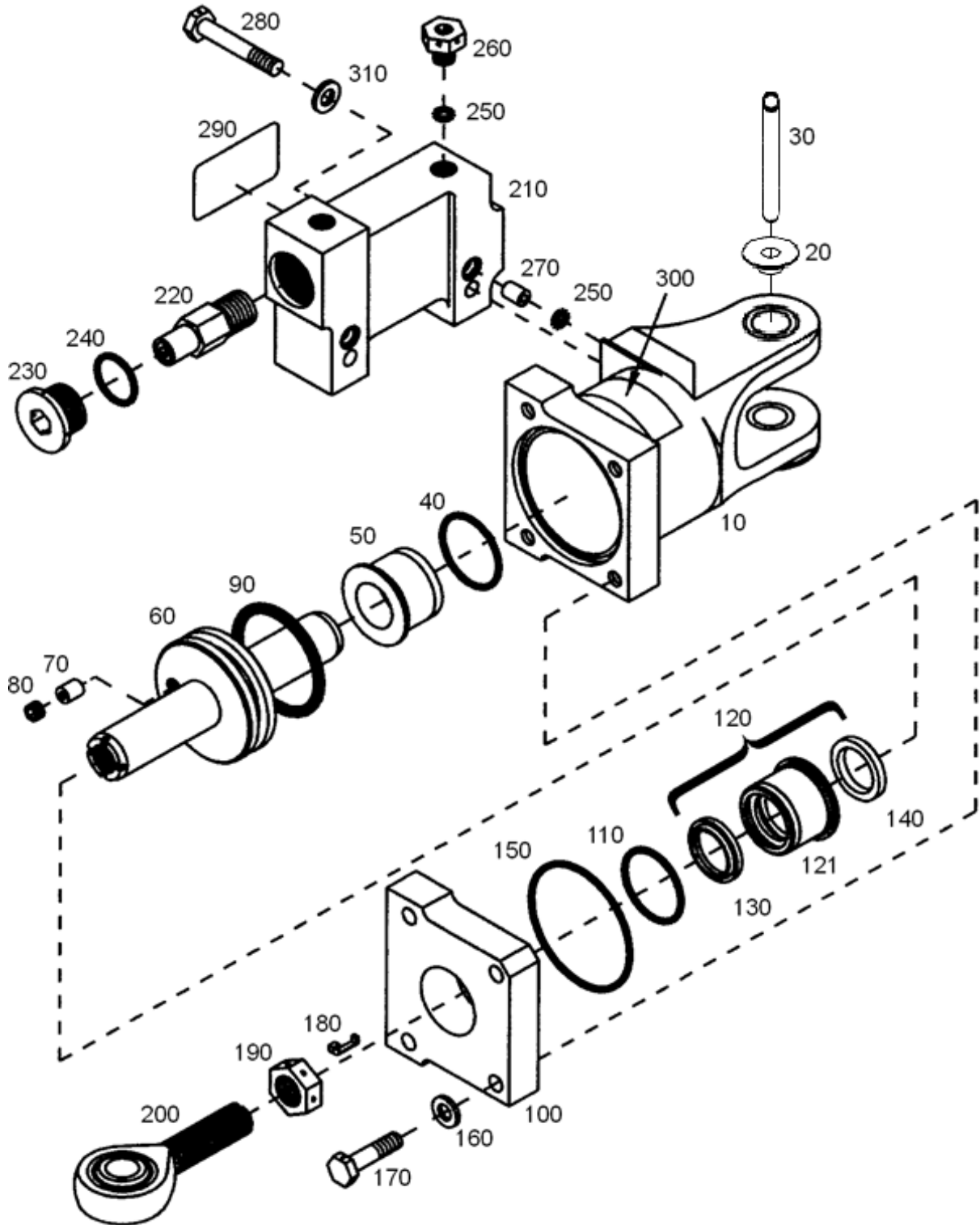


FIGURE 4-4. HYDRAULIC DAMPER ASSEMBLY (28-14375-101)

ENSTROM F-28/280 SERIES ILLUSTRATED PARTS CATALOG

FIGURE 4-4. HYDRAULIC DAMPER ASSEMBLY (28-14375-101)

ITEM NUMBER	PART NUMBER	DESCRIPTION	QTY PER ASSY	MODELS AFFECTED						
				F-28A	280	F-28C	280C	F-28F	280F	280FX
-†▲	28-14375-101	. Damper Assembly	3	X	X	X	X	X	X	X
-**	28-14375-105	. Damper Assembly (Superseded by 28-14375-101)	3	X	X	X	X	X	X	X
-*	28-14375-7	. Damper (Superseded by 28-14375-105)	3	X	X	X	X	X	X	X
-	28-14375-906	. . Damper Housing Assembly	1	X	X	X	X	X	X	X
10▲	28-14357-5	. . . Housing (Used with -105)	1	X	X	X	X	X	X	X
10▲	28-14357-3	. . . Housing (Used with -101)	1	X	X	X	X	X	X	X
-	28-14268-1	. . . Sleeve - Housing	1	X	X	X	X	X	X	X
20	28-14276-1	. . . Bushing (Used with -105)	2	X	X	X	X	X	X	X
20	28-14359-15	. . . Bushing (Used with -101)	2	X	X	X	X	X	X	X
30	28-14277-1	. . . Bushing (Used with -105)	1	X	X	X	X	X	X	X
30	28-14359-17	. . . Spacer (Used with -101)	1	X	X	X	X	X	X	X
40	2-025 E515-80	. . . O-Ring (0.070")	1	X	X	X	X	X	X	X
40	NAS1611-025	. . . O-Ring (Alternate)	1	X	X	X	X	X	X	X
50	28-14358-3	. . . Sleeve Assembly (See item 120 for breakdown)	1	X	X	X	X	X	X	X
60▲	28-14370-17	. . Piston	1	X	X	X	X	X	X	X
60▲	28-14370-15	. . Piston (Superseded by 28-14370-17)	1	X	X	X	X	X	X	X
70	28-14372-3	. . Sleeve	1	X	X	X	X	X	X	X
70	28-14372-1	. . Sleeve (Superseded by 28-14372-15)	1	X	X	X	X	X	X	X
80▲	28-14371-1	. . Set Screw	1	X	X	X	X	X	X	X
90	PGZF0A0180	. . Seal (Preferred)	1	X	X	X	X	X	X	X
90	2-326 E515-80	. . O-Ring (0.210")	1	X	X	X	X	X	X	X
90	NAS1611-326	. . O-Ring (Alternate)	1	X	X	X	X	X	X	X
-	28-14375-905	. . Damper Cover Assembly	1	X	X	X	X	X	X	X
100	28-14265-3	. . . Cap	1	X	X	X	X	X	X	X
110	2-025 E515-80	. . . O-Ring (0.070")	1	X	X	X	X	X	X	X
110	NAS1611-025	. . . O-Ring (Alternate)	1	X	X	X	X	X	X	X

ENSTROM F-28/280 SERIES ILLUSTRATED PARTS CATALOG

FIGURE 4-4. HYDRAULIC DAMPER ASSEMBLY (28-14375-101)

ITEM NUMBER	PART NUMBER	DESCRIPTION	QTY PER ASSY	MODELS AFFECTED						
				F-28A	280	F-28C	280C	F-28F	280F	280FX
120	28-14358-4	. . . Sleeve Assembly	1	X	X	X	X	X	X	X
121 ▲	28-14356-5 Sleeve	1	X	X	X	X	X	X	X
130	959-5 Wiper Ring	1	X	X	X	X	X	X	X
140	12500750-125B Seal	1	X	X	X	X	X	X	X
140	12500750 Seal (Superseded by 12500750-125B)	1	X	X	X	X	X	X	X
150	2-137 E515-80	. . O-Ring (0.103")	1	X	X	X	X	X	X	X
150	NAS1611-137	. . O-Ring (Alternate)	1	X	X	X	X	X	X	X
160	NAS1149F0463P	. . Washer (0.063)	6	X	X	X	X	X	X	X
160	AN960-416	. . Washer (Superseded by NAS1149F0463P)	6	X	X	X	X	X	X	X
170	AN4H10A	. . Bolt	4	X	X	X	X	X	X	X
180	NAS559-3	. . Lock – Rod End	1	X	X	X	X	X	X	X
190	NAS509-8	. . Nut (Drilled)	1	X	X	X	X	X	X	X
200	ECD091-1	. . Bearing	1	X	X	X	X	X	X	X
210 ▲	28-14366-1	. . Housing	1	X	X	X	X	X	X	X
220 ▲	28-14367-7	. . Relief Valve Assembly	2	X	X	X	X	X	X	X
230 ▲	28-14368-2	. . Plug	2	X	X	X	X	X	X	X
240	NAS1612-10	. . . O-Ring	1	X	X	X	X	X	X	X
250	NAS1612-2	. . O-Ring (0.064)	4	X	X	X	X	X	X	X
260 ▲	AN814-2DL	. . Plug	2	X	X	X	X	X	X	X
270	28-14369-1	. . Sleeve	2	X	X	X	X	X	X	X
280	AN4H15A	. . Bolt	2	X	X	X	X	X	X	X
290	28-14374-15	. . Placard	1	X	X	X	X	X	X	X
300	28-13145-1	. . ID Placard	1	X	X	X	X	X	X	X

ENSTROM F-28/280 SERIES ILLUSTRATED PARTS CATALOG

FIGURE 4-4. HYDRAULIC DAMPER ASSEMBLY (28-14375-101)

ITEM NUMBER	PART NUMBER	DESCRIPTION	QTY PER ASSY	MODELS AFFECTED						
				F-28A	280	F-28C	280C	F-28F	280F	280FX
310	NAS1149F0463P	. . Washer	2	X	X	X	X	X	X	X
-	MS20995C32	. . Wire	A/R	X	X	X	X	X	X	X

* Effectivity F28F S/N 818 and previous. Effectivity 280FX S/N 2124 and previous. Retrofittable to F28F S/N 509 and 280FX S/N 2001.

** Effectivity F28F S/N 818 and previous. Effectivity 280FX S/N 2125 and previous.

† Effectivity F28F S/N 819 and subsequent. Effectivity 280FX S/N 2126 and subsequent. Retrofittable to F28F S/N 509 and 280FX S/N 2001

NOTE: Dampers returned to Enstrom for overhaul will be upgraded to the latest configuration.

▲ Available as a remanufactured part. Add an "R" to the end of the part number when ordering.

ENSTROM F-28/280 SERIES ILLUSTRATED PARTS CATALOG

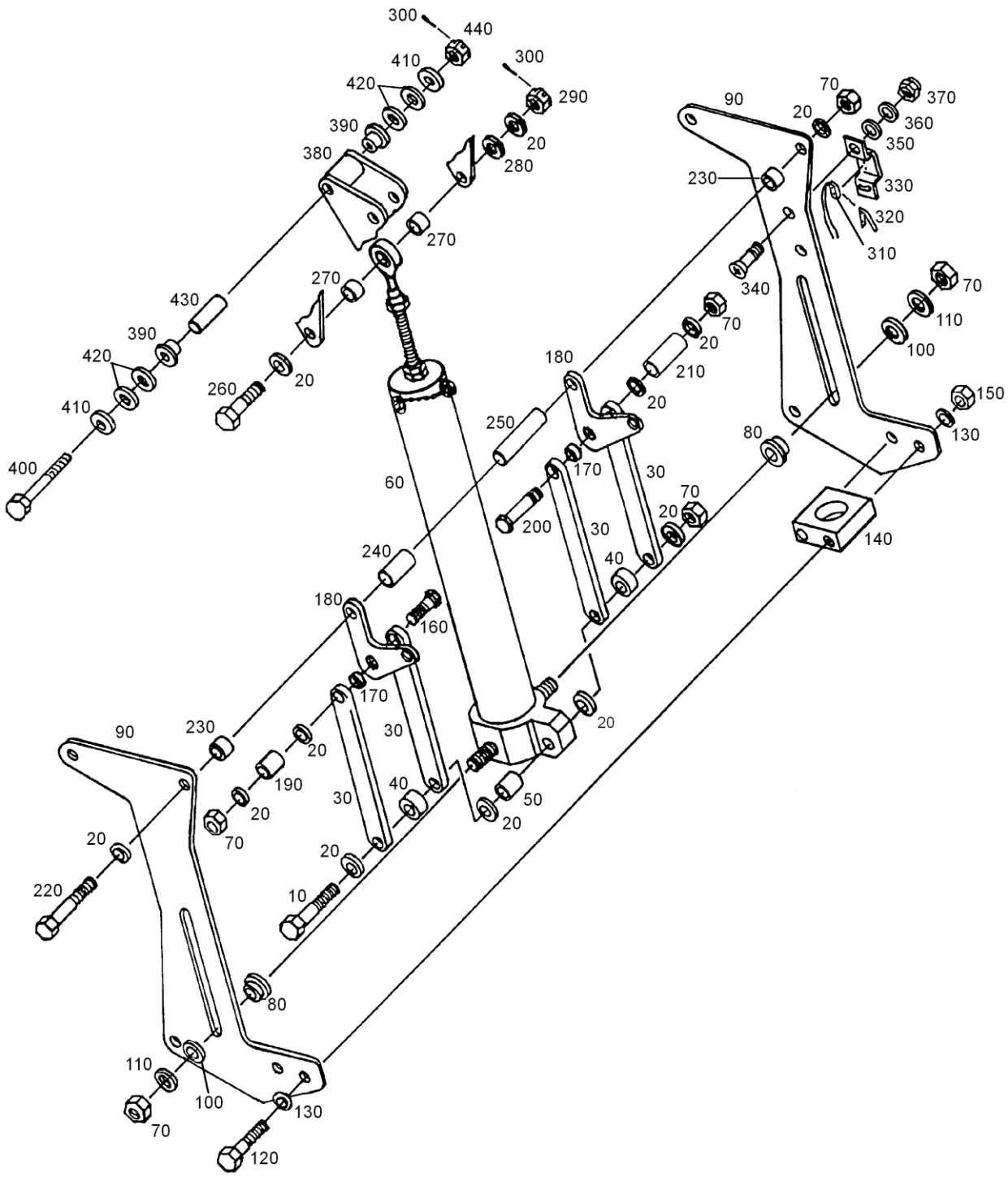
SECTION 5

BELT DRIVE ASSEMBLY

TABLE OF CONTENTS

	Cover Page	5-1
	Table of Contents	5-1
5-1	Belt Tension Assembly and Installation	5-2
5-2	Spring Housing Assembly	5-7
5-3	Idler Pulley and Support Assembly	5-9
5-4	Jack Strut and Pulley Assembly	5-15
5-5	Main Drive Engagement Control System	5-21
5-6	Main Rotor Gearbox Installation	5-25
5-7	Main Rotor Transmission Seal Retainer Assembly	5-30

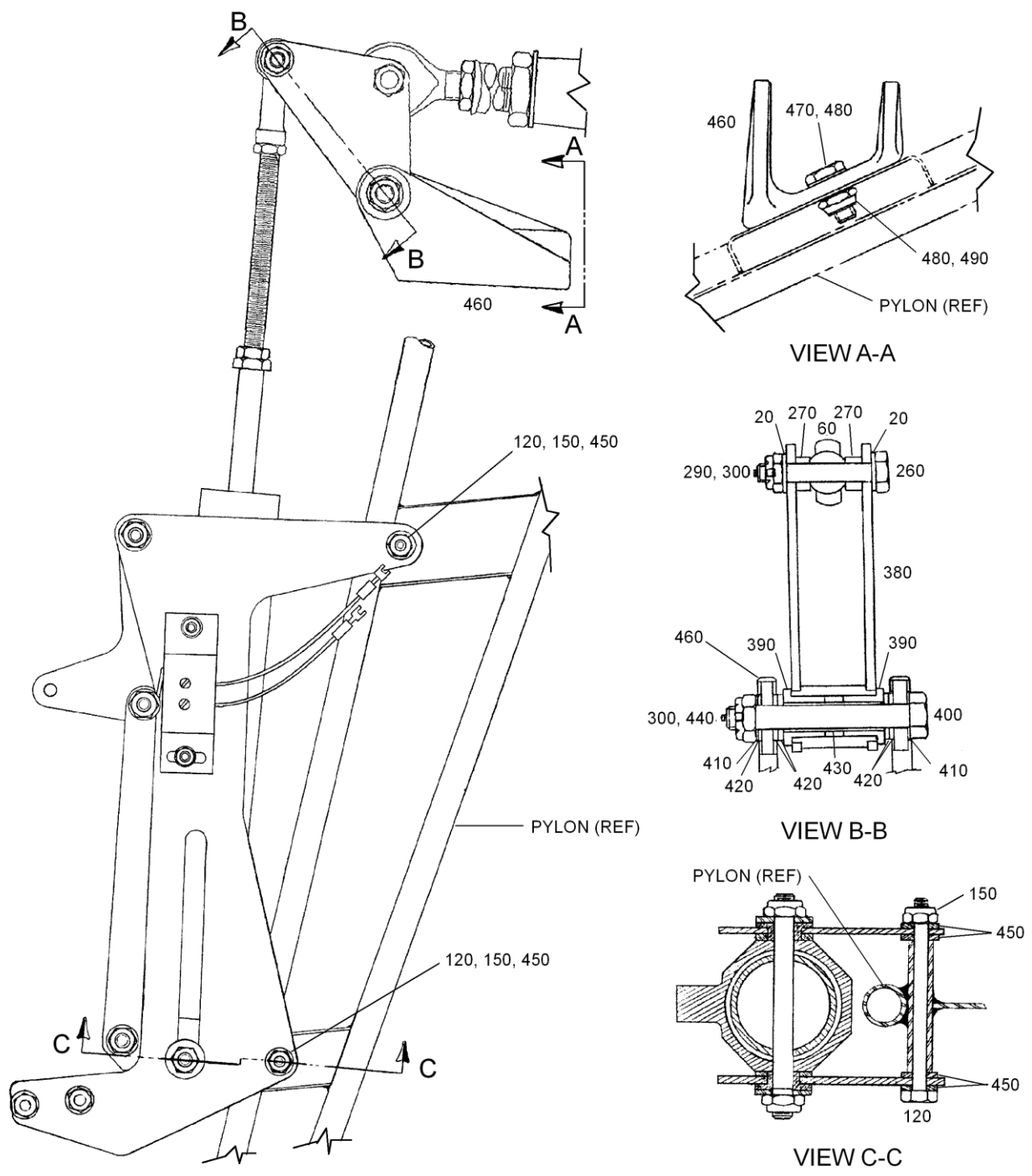
ENSTROM F-28/280 SERIES ILLUSTRATED PARTS CATALOG



Sheet 1 of 2

FIGURE 5-1. BELT TENSION ASSEMBLY AND INSTALLATION

ENSTROM F-28/280 SERIES ILLUSTRATED PARTS CATALOG



Sheet 2 of 2

FIGURE 5-1. BELT TENSION ASSEMBLY AND INSTALLATION

ENSTROM F-28/280 SERIES ILLUSTRATED PARTS CATALOG

FIGURE 5-1. BELT TENSION ASSEMBLY AND INSTALLATION

ITEM NUMBER	PART NUMBER	DESCRIPTION	QTY PER ASSY	MODELS AFFECTED						
				F-28A	280	F-28C	280C	F-28F	280F	280FX
-	28-132020-901	. Tension Belt System Drive	1	X	X	X	X	X	X	X
10	AN4-15A	. Bolt	1	X	X	X	X	X	X	X
20	NAS1149F0432P	. Washer	12	X	X	X	X	X	X	X
20	AN960-416L	. Washer (Superseded By NAS1149F0432P)	12	X	X	X	X	X	X	X
30	28-13268-1	. Strap – Push-Pull	4	X	X	X	X	X	X	X
40	28-13277-1	. Spacer	2	X	X	X	X	X	X	X
50	28-13285-6	. Spacer	1	X	X	X	X	X	X	X
60	28-13259-4	. Assembly – Spring Housing (See Figure 5-2 For Breakdown)	1	X	X	X	X	X	X	X
70	MS21083N4	. Nut	6	X	X	X	X	X	X	X
70	AN364-428A	. Nut (Superseded by MS21083N4)	6	X	X	X	X	X	X	X
80	28-13264-1	. Guide	2	X	X	X	X	X	X	X
90	28-13283-1	. Bracket	2	X	X	X	X	X	X	X
100	28-13265-1	. Washer	2	X	X	X	X	X	X	X
110	1/4 Harper	. Washer	2	X	X	X	X	X	X	X
120	AN3-22A	. Bolt	4	X	X	X	X	X	X	X
130	NAS1149F0332P	. Washer	4	X	X	X	X	X	X	X
130	AN960-10L	. Washer (Superseded By NAS1149F0332P)	4	X	X	X	X	X	X	X
140	28-13269-1	. Fitting	1	X	X	X	X	X	X	X
150	MS21083N3	. Nut	4	X	X	X	X	X	X	X
150	AN364-1032A	. Nut (Superseded by MS21083N3)	4	X	X	X	X	X	X	X
160	28-13266-1	. Bolt	1	X	X	X	X	X	X	X
170	28-13285-7	. Spacer	2	X	X	X	X	X	X	X
180	28-13274-1	. Bellcrank	2	X	X	X	X	X	X	X
190	28-13267-1	. Spacer	1	X	X	X	X	X	X	X
200	28-13266-15	. Bolt	1	X	X	X	X	X	X	X

ENSTROM F-28/280 SERIES ILLUSTRATED PARTS CATALOG

FIGURE 5-1. BELT TENSION ASSEMBLY AND INSTALLATION

ITEM NUMBER	PART NUMBER	DESCRIPTION	QTY PER ASSY	MODELS AFFECTED						
				F-28A	280	F-28C	280C	F-28F	280F	280FX
210	28-13267-11	. . Spacer	1	X	X	X	X	X	X	X
220	AN4-23A	. . Bolt	1	X	X	X	X	X	X	X
230	28-13280-3	. . Spacer	2	X	X	X	X	X	X	X
240	28-13280-4	. . Spacer	1	X	X	X	X	X	X	X
250	28-13285-5	. . Spacer	1	X	X	X	X	X	X	X
260	AN4-14	. . Bolt	1	X	X	X	X	X	X	X
270	28-16520-1	. . Spacer	2	X	X	X	X	X	X	X
280	NAS1149F0463P	. . Washer (0.063)	1	X	X	X	X	X	X	X
280	AN960-416	. . Washer (Superseded by NAS1149F0463P)	1	X	X	X	X	X	X	X
290	MS17825-4	. . Nut (0.281")	1	X	X	X	X	X	X	X
290	F12NE-4753-048	. . Nut (Superseded by MS17825-4)	1	X	X	X	X	X	X	X
300	MS24665-151	. . Pin	2	X	X	X	X	X	X	X
300	AN381-2-10	. . Pin (Superseded by MS24665-151)	2	X	X	X	X	X	X	X
-	28-132022-1	. . Micro-Switch Assembly	1	X	X	X	X	X	X	X
310	1SE1	. . . Switch	1	X	X	X	X	X	X	X
320	JE-1	. . . Actuator (Includes Mounting Hardware)	1	X	X	X	X	X	X	X
330	28-132022-11	. . . Bracket	1	X	X	X	X	X	X	X
340	AN525-8R6	. . Screw	2	X	X	X	X	X	X	X
350	MS35338-42	. . Washer (#8 Lite)	2	X	X	X	X	X	X	X
350	AN935-8	. . Washer (Superseded by MS35338-42)	2	X	X	X	X	X	X	X
360	NAS1149FN816P	. . Washer	2	X	X	X	X	X	X	X
360	AN960-8L	. . Washer (Superseded by NAS1149F0816P)	2	X	X	X	X	X	X	X
370	MS35649-282	. . Nut	2	X	X	X	X	X	X	X
370	AN340-8	. . Nut (Superseded by MS35649-282)	2	X	X	X	X	X	X	X
380	28-13260-1	. . Bellcrank Assembly	1	X	X	X	X	X	X	X

ENSTROM F-28/280 SERIES ILLUSTRATED PARTS CATALOG

FIGURE 5-1. BELT TENSION ASSEMBLY AND INSTALLATION

ITEM NUMBER	PART NUMBER	DESCRIPTION	QTY PER ASSY	MODELS AFFECTED						
				F-28A	280	F-28C	280C	F-28F	280F	280FX
390	FB68-4	. . . Bushing: Flanged 0.375" (0.500") BR	2	X	X	X	X	X	X	X
400	AN5-22	. . Bolt	1	X	X	X	X	X	X	X
410	NAS1149F0532P	. . Washer	2	X	X	X	X	X	X	X
410	AN960-516L	. . Washer (Superseded by NAS1149F0532P)	2	X	X	X	X	X	X	X
420	NAS1149F0563P	. . Washer (0.063)	5	X	X	X	X	X	X	X
420	AN960-516	. . Washer (Superseded by NAS1149F0563P)	5	X	X	X	X	X	X	X
430	28-13284-1	. . Spacer	1	X	X	X	X	X	X	X
440	MS17825-5	. . Nut (0.328")	1	X	X	X	X	X	X	X
440	F12NE-4753-054	. . Nut (Superseded by MS17825-5)	1	X	X	X	X	X	X	X
450	NAS1149F0363P	. . Washer (0.063")	4	X	X	X	X	X	X	X
450	AN960-10	. . Washer (Superseded by NAS1149F0363P)	4	X	X	X	X	X	X	X
460	28-11128-3	. Mount Bracket	1	X	X	X	X	X	X	X
460	28-11128-1	. Mount Bracket (Superseded by 28-11128-3)	1	X	X	X	X	X	X	X
470	AN4-6A	. Bolt	2	X	X	X	X	X	X	X
480	ECD050-11	. Washer	4	X	X	X	X	X	X	X
490	MS21083N4	. Nut	2	X	X	X	X	X	X	X
490	AN364-428A	. Nut (Superseded by MS21083N4)	2	X	X	X	X	X	X	X

ENSTROM F-28/280 SERIES ILLUSTRATED PARTS CATALOG

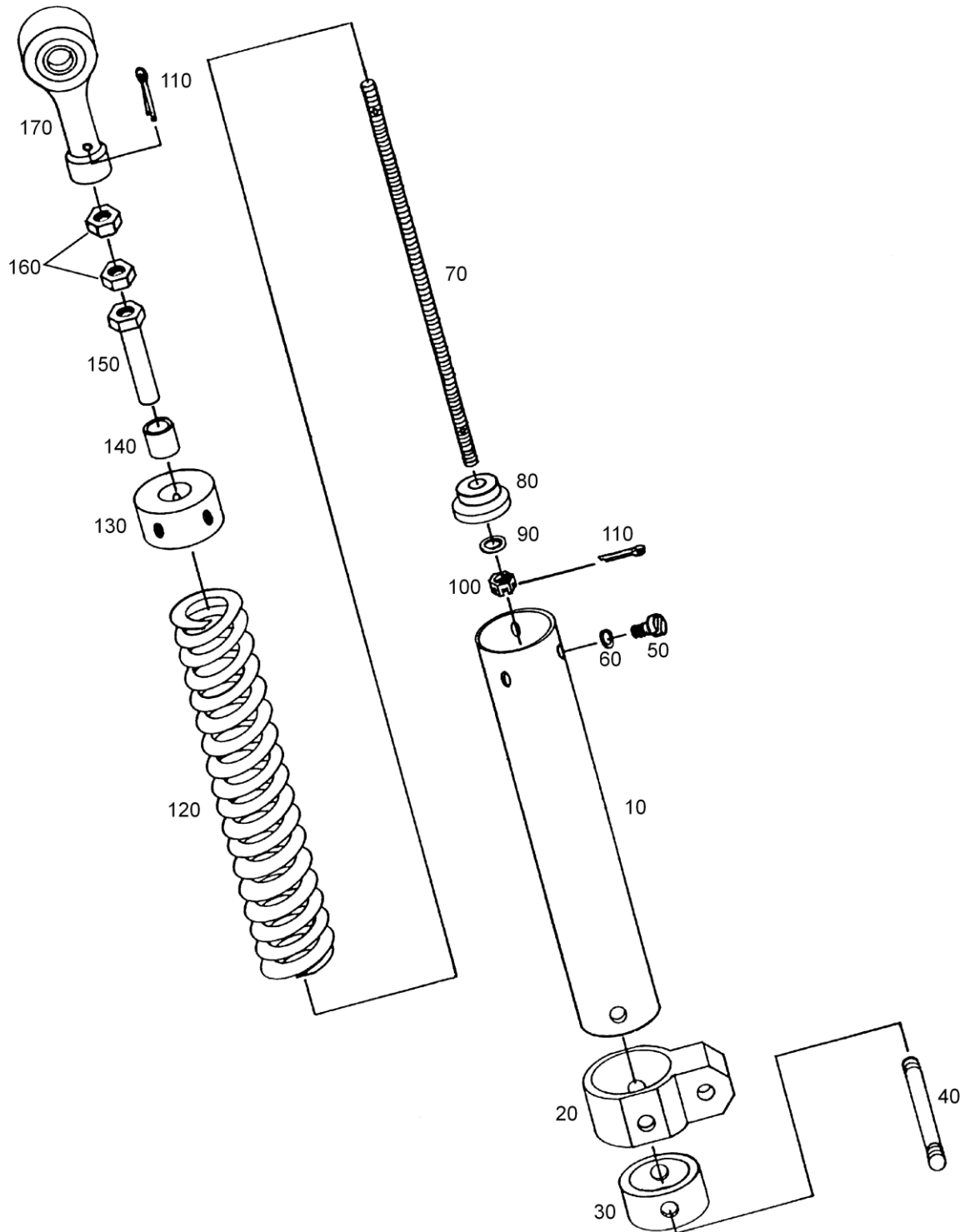


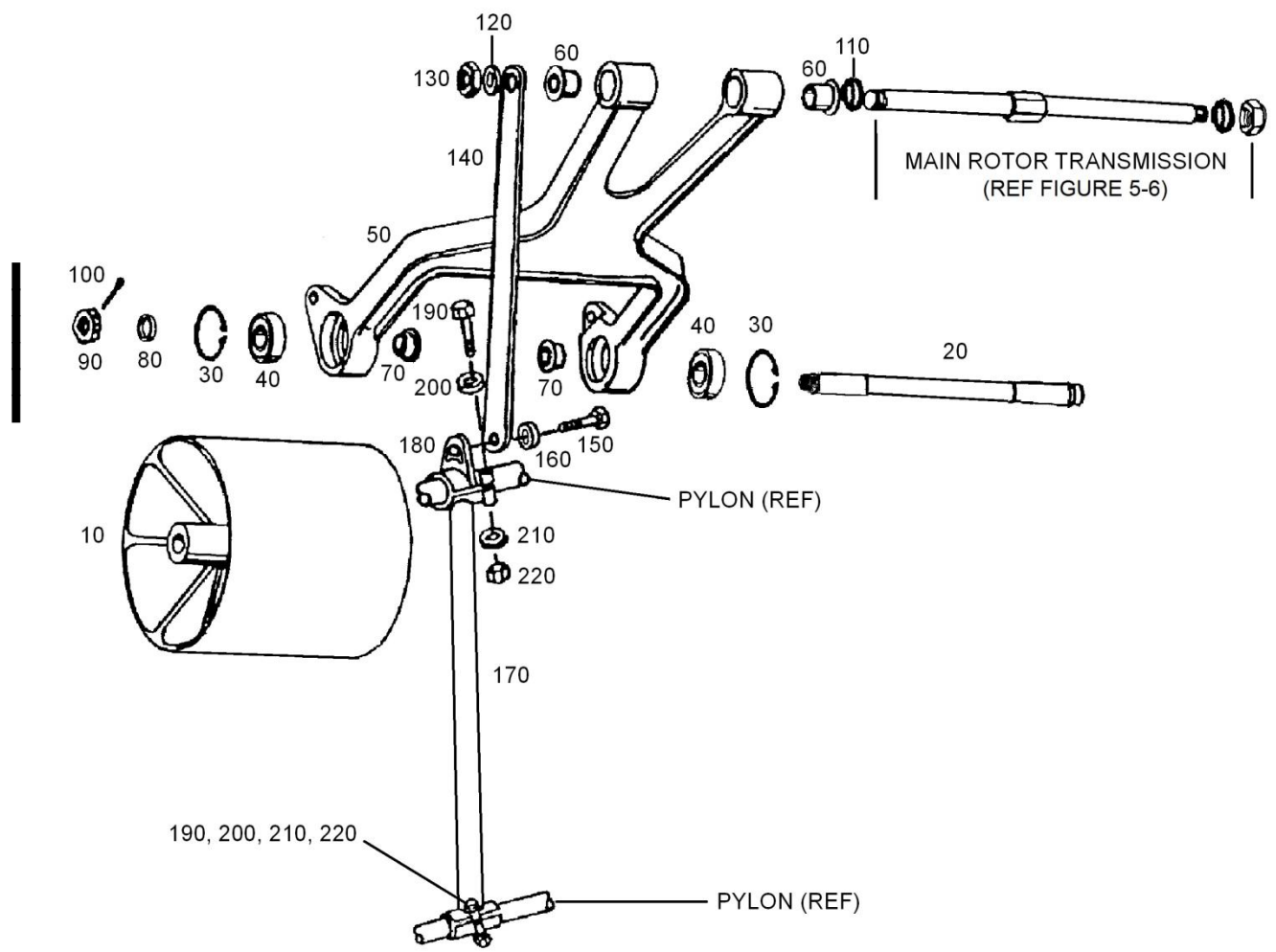
FIGURE 5-2. SPRING HOUSING ASSEMBLY

ENSTROM F-28/280 SERIES ILLUSTRATED PARTS CATALOG

FIGURE 5-2. SPRING HOUSING ASSEMBLY

ITEM NUMBER	PART NUMBER	DESCRIPTION	QTY PER ASSY	MODELS AFFECTED						
				F-28A	280	F-28C	280C	F-28F	280F	280FX
-	28-13259-4	. Assembly – Spring Housing	1	X	X	X	X	X	X	X
10	28-13253-1	. . Housing, Spring	1	X	X	X	X	X	X	X
20	28-13250-11	. . Anchor	1	X	X	X	X	X	X	X
20	28-13250-1	. . Anchor (Replaced by 28-13250-11)	1	X	X	X	X	X	X	X
30	28-13251-1	. . Retainer	1	X	X	X	X	X	X	X
40	28-13254-1	. . Shaft	1	X	X	X	X	X	X	X
50	AN503-10-6	. . Screw	3	X	X	X	X	X	X	X
60	NAS1149F0332P	. . Washer	3	X	X	X	X	X	X	X
60	AN960-10L	. . Washer (Superseded by NAS1149F0332P)	3	X	X	X	X	X	X	X
70	28-13256-1	. . Shaft	1	X	X	X	X	X	X	X
80	28-13252-1	. . Cap - Spring	1	X	X	X	X	X	X	X
90	NAS1149F0563P	. . Washer (0.063)	1	X	X	X	X	X	X	X
90	AN960-516	. . Washer (Superseded by NAS1149F0563P)	1	X	X	X	X	X	X	X
100	MS17825-5	. . Nut (0.328")	1	X	X	X	X	X	X	X
100	F12NE-4753-054	. . Nut (Superseded by MS17825-5)	1	X	X	X	X	X	X	X
110	MS24665-151	. . Pin	2	X	X	X	X	X	X	X
110	AN381-2-8	. . Pin (Superseded by MS24665-151)	2	X	X	X	X	X	X	X
120	28-13279-1	. . Spring	1	X	X	X	X	X	X	X
130	28-13255-1	. . Assembly, End Cap	1	X	X	X	X	X	X	X
140	07DU08	. . . Bushing, DU, 0.438" (0.500")	1	X	X	X	X	X	X	X
150	28-13263-1	. . Adapter	1	X	X	X	X	X	X	X
160	AN316-5R	. . Nut	2	X	X	X	X	X	X	X
170	02-691-04	. . Bearing, Rod-End, 1/4" Female	1	X	X	X	X	X	X	X
-	AEROSHELL 22	. Grease: Aeroshell #22 Cartridge	A/R	X	X	X	X	X	X	X
-	MS20995C32	. Wire	A/R	X	X	X	X	X	X	X
-	VC-3	. Sealant: Thread, Vibra-Tite	A/R	X	X	X	X	X	X	X

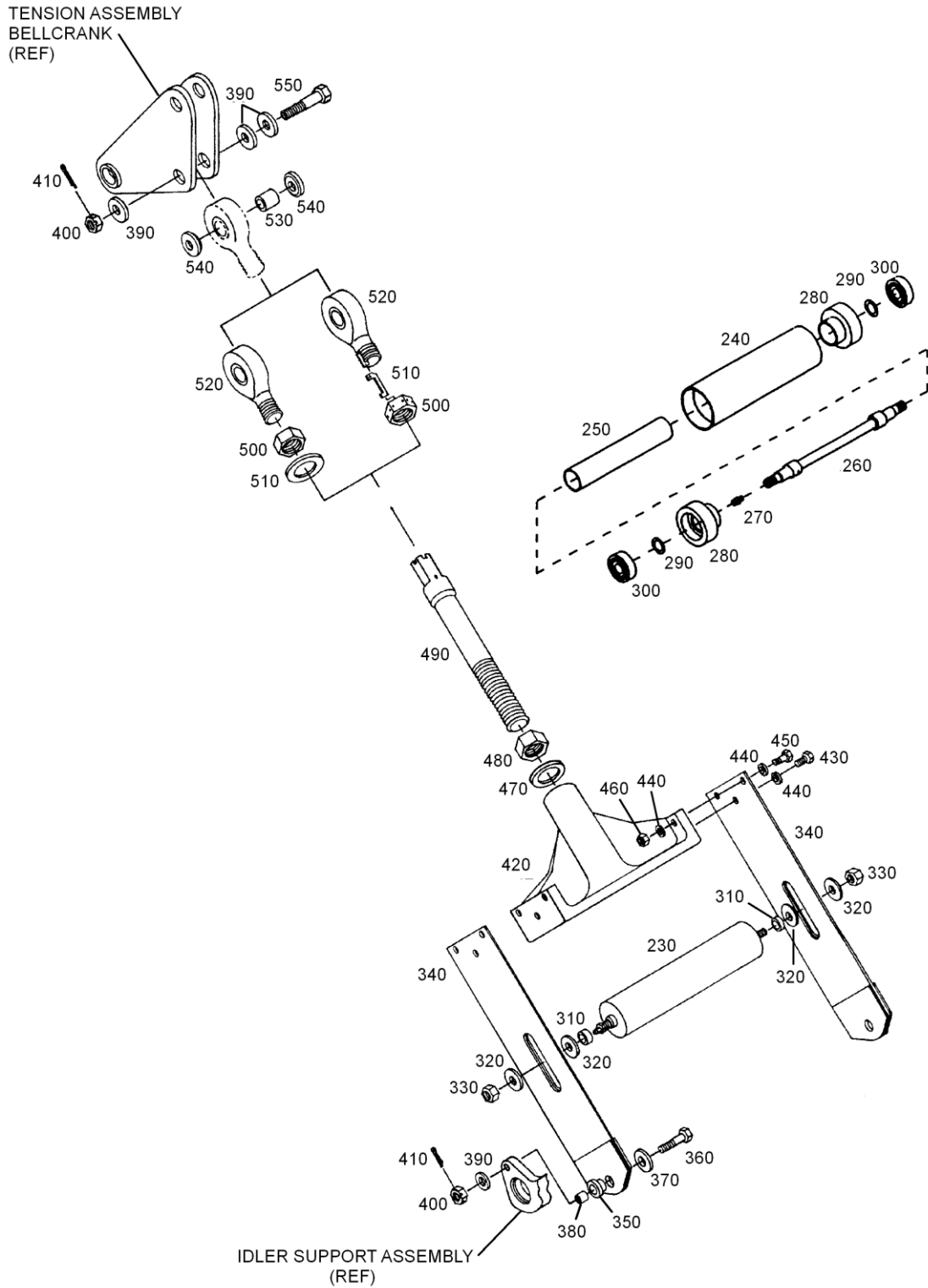
ENSTROM F-28/280 SERIES ILLUSTRATED PARTS CATALOG



Sheet 1 of 2

FIGURE 5-3. IDLER PULLEY AND SUPPORT ASSEMBLY

ENSTROM F-28/280 SERIES ILLUSTRATED PARTS CATALOG



Sheet 2 of 2

FIGURE 5-3. IDLER PULLEY AND SUPPORT ASSEMBLY

ENSTROM F-28/280 SERIES ILLUSTRATED PARTS CATALOG

FIGURE 5-3. IDLER PULLEY AND SUPPORT ASSEMBLY

ITEM NUMBER	PART NUMBER	DESCRIPTION	QTY PER ASSY	MODELS AFFECTED						
				F-28A	280	F-28C	280C	F-28F	280F	280FX
-	28-132020-903	Pulley Idler/Support System Drive	REF	X	X	X	X	X	X	X
-	28-132020-904	. Idler Pulley And Yoke Assembly	1	X	X	X	X	X	X	X
10▲	28-13229-1	. . Idler - Machined	1	X	X	X	X	X	X	X
20▲	28-13230-1	. . Shaft, Idler	1	X	X	X	X	X	X	X
30	N5000-137-S-PP	. . Ring (0.050")	2	X	X	X	X	X	X	X
40	ECD018-11	. . Bearing (1.378")	2	X	X	X	X	X	X	X
50	28-13292-1	. . Yoke - Assembly	1	X	X	X	X	X	X	X
60	28-13292-4	. . . Bearing (Flanged Bushing)	2	X	X	X	X	X	X	X
70	28-13233-1	. . Spacer - Idler	2	X	X	X	X	X	X	X
80	28-13234-1	. . Washer	1	X	X	X	X	X	X	X
90	AN320-8	. . Nut	1	X	X	X	X	X	X	X
100	MS24665-304	. . Pin	1	X	X	X	X	X	X	X
110	28-13238-1	. Spacer	1	X	X	X	X	X	X	X
120	AN960C816	. Washer	1	X	X	X	X	X	X	X
130	AN364-820A	. Nut	1	X	X	X	X	X	X	X
140	28-13313-1	. Idler Stabilizer Strut	1	X	X	X	X	X	X	X
150	AN4-5A	. Bolt	1	X	X	X	X	X	X	X
160	NAS1149C0463R	. Washer	1	X	X	X	X	X	X	X
160	AN960-416	. Washer (Superseded by NAS1149C0463R)	1	X	X	X	X	X	X	X
170	28-13316-1	. Brace Assembly	1	X	X	X	X	X	X	X
180	28-13316-913	. . Clamp Half	1	X	X	X	X	X	X	X
-	NAJ5-048	. . . Nut Plate	1	X	X	X	X	X	X	X
-	CCR264SS-3-03	. . . Rivet	2	X	X	X	X	X	X	X
190	AN3-11A	. Bolt	4	X	X	X	X	X	X	X
200	NAS1149F0332P	. Washer	4	X	X	X	X	X	X	X
200	AN960-10L	. Washer (Superseded by NAS1149F0332P)	4	X	X	X	X	X	X	X
210	NAS1149F0363P	. Washer (0.063")	4	X	X	X	X	X	X	X
210	AN960-10	. Washer (Superseded by NAS1149F0363P)	4	X	X	X	X	X	X	X

ENSTROM F-28/280 SERIES ILLUSTRATED PARTS CATALOG

FIGURE 5-3. IDLER PULLEY AND SUPPORT ASSEMBLY

ITEM NUMBER	PART NUMBER	DESCRIPTION	QTY PER ASSY	MODELS AFFECTED						
				F-28A	280	F-28C	280C	F-28F	280F	280FX
220	MS21044N3	. Nut	4	X	X	X	X	X	X	X
220	AN365-1032A	. Nut (Superseded by MS21044N3)	4	X	X	X	X	X	X	X
230	28-13245-901	. Roller Pulley Idler System Drive	1	X	X	X	X	X	X	X
240	28-13297-1	. . Roller	1	X	X	X	X	X	X	X
250	28-13248-1	. . Sleeve	1	X	X	X	X	X	X	X
260▲	28-13246-1	. . Shaft	1	X	X	X	X	X	X	X
270	1728-B	. . Fitting, Grease, Drive (3/16")	1	X	X	X	X	X	X	X
280	28-13296-1	. . End Cap	2	X	X	X	X	X	X	X
290	28-13282-3	. . Shim – Bearing (0.010")	A/R	X	X	X	X	X	X	X
290	28-13282-4	. . Shim – Bearing (0.005")	A/R	X	X	X	X	X	X	X
290	28-13282-5	. . Shim – Bearing (0.002")	A/R	X	X	X	X	X	X	X
300	ECD036-11	. . Bearing (.4724" Radius With Shield)	2	X	X	X	X	X	X	X
300	201NP	. . Bearing (Superseded by ECD036-11)	2	X	X	X	X	X	X	X
310	28-13278-1	. . Spacer	2	X	X	X	X	X	X	X
320	3/8 Harper	. . Washer	4	X	X	X	X	X	X	X
330	MS21083N6	. . Nut	2	X	X	X	X	X	X	X
330	AN364-624A	. . Nut (Superseded By MS21083N6)	2	X	X	X	X	X	X	X
340	28-13318-7	. Actuator Arm Assembly	2	X	X	X	X	X	X	X
340	28-13318-1	. Actuator (Obsolete)	2	X	X	X	X			
350	28-16311-1	. . Bushing	1	X	X	X	X	X	X	X
360	AN4-11	. Bolt	2	X	X	X	X	X	X	X
370	1/4 Harper	. Washer	2	X	X	X	X	X	X	X
380	28-132008-11	. Spacer	2	X	X	X	X	X	X	X
390	NAS1149F0463P	. Washer (0.063")	5	X	X	X	X	X	X	X
390	AN960-416	. Washer (Superseded by NAS1149F0463P)	5	X	X	X	X	X	X	X

ENSTROM F-28/280 SERIES ILLUSTRATED PARTS CATALOG

FIGURE 5-3. IDLER PULLEY AND SUPPORT ASSEMBLY

ITEM NUMBER	PART NUMBER	DESCRIPTION	QTY PER ASSY	MODELS AFFECTED						
				F-28A	280	F-28C	280C	F-28F	280F	280FX
400	MS17825-4	. Nut (0.281")	3	X	X	X	X	X	X	X
400	F12NE-4753-048	. Nut (Superseded By MS17825-4)	3	X	X	X	X	X	X	X
410	MS24665-151	. Pin	3	X	X	X	X	X	X	X
410	AN381-2-8	. Pin (Superseded by MS24665-151)	3	X	X	X	X	X	X	X
420	28-13299-3	. Yoke End	1	X	X	X	X	X	X	X
420	28-13299-1	. Yoke End (Superseded by 28-13299-3)	1	X	X	X	X	X	X	X
430	MS20074-03-04	. Bolt	2	X	X	X	X	X	X	X
430	AN73A3	. Bolt (Used With 28-13318-1)	2	X	X	X	X			
440	NAS1149F0332P	. Washer	10	X	X	X	X	X	X	X
440	AN960-10L	. Washer (Superseded by NAS1149F0332P)	10	X	X	X	X	X	X	X
450	AN3H6A	. Bolt	4	X	X	X	X	X	X	X
450	AN3H-5A	. Bolt (Used With 28-13318-1)	4	X	X	X	X			
460	MS21083N3	. Nut	4	X	X	X	X	X	X	X
460	AN364-1032A	. Nut (Superseded by MS21083N3)	4	X	X	X	X	X	X	X
470	NAS1149C1290R	. Washer	1	X	X	X	X	X	X	X
470	AN960C1216	. Washer (Superseded by NAS1149C1290R)	1	X	X	X	X	X	X	X
480	AN316-12R	. Nut	1	X	X	X	X	X	X	X
-	28-132005-3	. Shaft Assembly (With Type "A" Lock)	1	X	X	X	X	X	X	X
-	28-132005-1	. Shaft Assembly (Superseded by 28-132005-3)	1	X	X	X	X			
490	28-132005-11	. . Shaft	1	X	X	X	X	X	X	X
500	NAS509-8	. . Nut	1	X	X	X	X	X	X	X
500	AN316-8R	. . Nut (Used with 28-132005-1)	1	X	X	X	X			
510	NAS559-3	. . Lock – Rod End	1	X	X	X	X	X	X	X
510	28-14248-1	. . Washer (Used With 28-132005-1)	1	X	X	X	X			

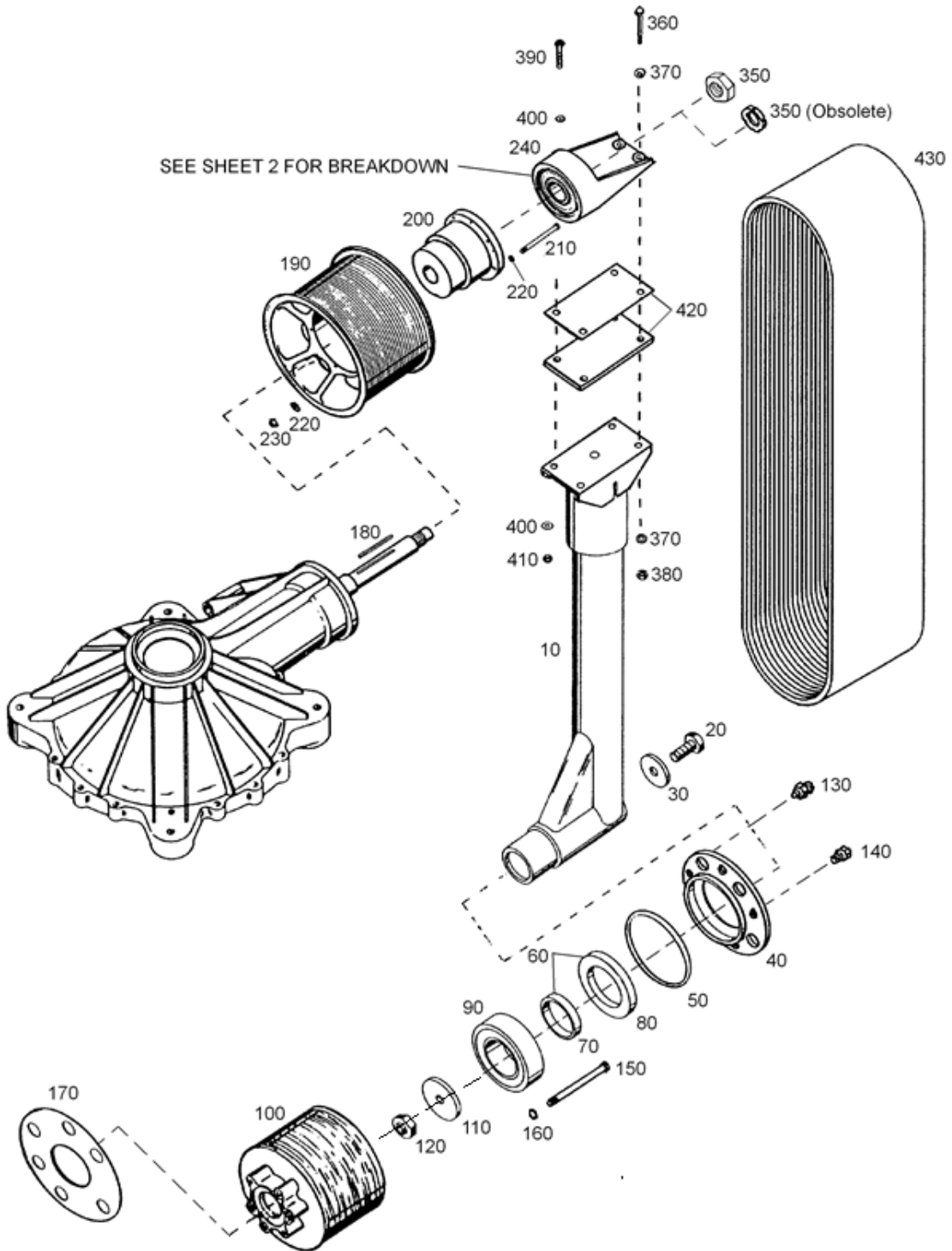
ENSTROM F-28/280 SERIES ILLUSTRATED PARTS CATALOG

FIGURE 5-3. IDLER PULLEY AND SUPPORT ASSEMBLY

ITEM NUMBER	PART NUMBER	DESCRIPTION	QTY PER ASSY	MODELS AFFECTED						
				F-28A	280	F-28C	280C	F-28F	280F	280FX
520	ECD091-1	. . Rod End Bearing	1	X	X	X	X	X	X	X
520	01-824-08E-011	. . Bearing (Superseded By ECD091-1)	1	X	X	X	X	X	X	X
520	MS21242S8K	. . Bearing (Superseded by M81935/1-08K)	1	X	X	X	X	X	X	X
520	09455-01-824-08E-011	. . Bearing (Alternate)	1	X	X	X	X	X	X	X
520	MTK8	. . Bearing (Alternate)	1	X	X	X	X	X	X	X
520	ASMK8T	. . Bearing (Alternate)	1	X	X	X	X	X	X	X
520	M81935/1-08K	. . Bearing (Alternate)	1	X	X	X	X	X	X	X
530	28-132006-11	. Spacer	1	X	X	X	X	X	X	X
540	28-132009-11	. Spacer	2	X	X	X	X	X	X	X
550	AN4-14	. Bolt	1	X	X	X	X	X	X	X

▲ Available as a remanufactured part. Add a "-R" to the end of the part number when ordering.

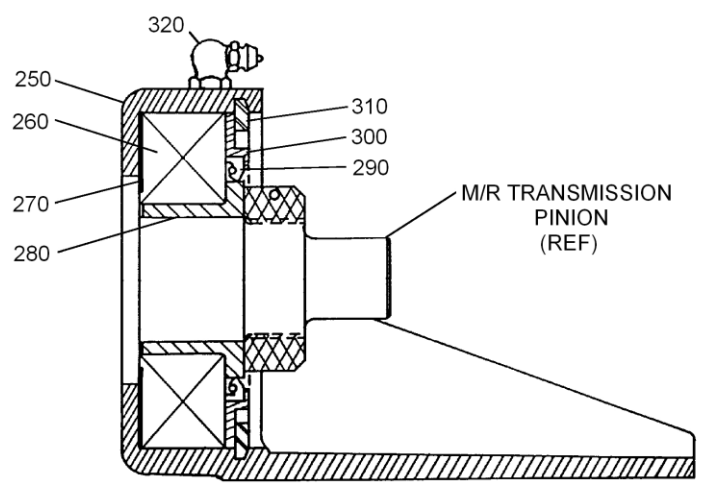
ENSTROM F-28/280 SERIES ILLUSTRATED PARTS CATALOG



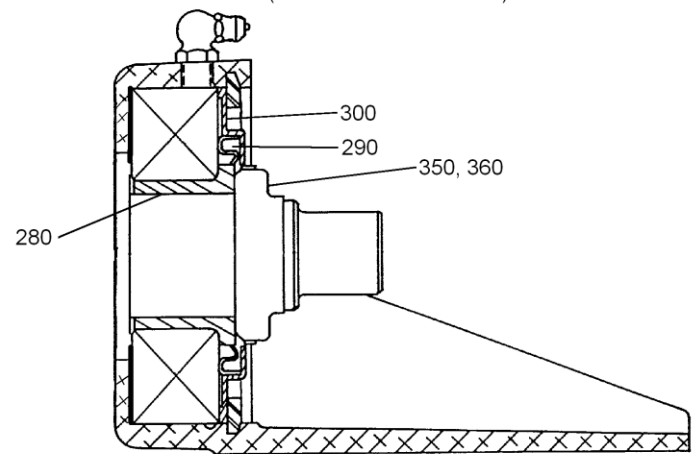
Sheet 1 of 2

FIGURE 5-4. JACK STRUT AND PULLEY ASSEMBLY

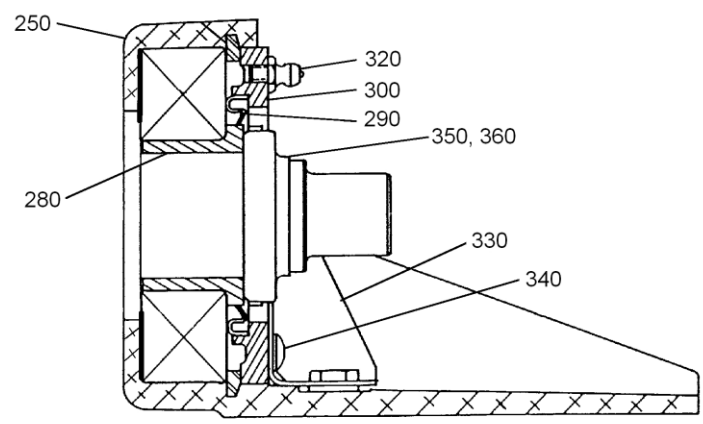
ENSTROM F-28/280 SERIES ILLUSTRATED PARTS CATALOG



(CURRENT ASSEMBLY)



(OBSOLETE ASSEMBLY)



(OBSOLETE ASSEMBLY)

BEARING HOUSING ASSEMBLIES

FIGURE 5-4. JACK STRUT AND PULLEY ASSEMBLY

ENSTROM F-28/280 SERIES ILLUSTRATED PARTS CATALOG

FIGURE 5-4. JACK STRUT AND PULLEY ASSEMBLY

ITEM NUMBER	PART NUMBER	DESCRIPTION	QTY PER ASSY	MODELS AFFECTED						
				F-28A	280	F-28C	280C	F-28F	280F	280FX
10	28-13227-5	. Strut Assembly	1	X	X	X	X	X	X	X
20	AN8-10A	. Bolt	1	X	X	X	X	X	X	X
30	28-13212-1	. Washer	1	X	X	X	X	X	X	X
40	28-13305-1	. Retainer W.R. Bearing	1	X	X	X	X	X	X	X
50	AS3578-152	. O-Ring (0.103")	1	X	X	X	X	X	X	X
50	MS9021-152	. O-Ring (Superseded By AS3578-152)	1	X	X	X	X	X	X	X
60	28-13319-1	. Seal	1	X	X	X	X	X	X	X
70	28-13211-1	. . Spacer	1	X	X	X	X	X	X	X
80	7361	. . Seal, Oil, 2.000" (3.062")	1	X	X	X	X	X	X	X
90	ECD020-13	. Bearing	1	X	X	X	X	X	X	X
90	ECD020-11	. Bearing (Superseded by ECD020-13)	1	X	X	X	X	X	X	X
100Δ	28-13300-13	. Pulley	1					X	X	X
100●	28-13273-13	. Driver Pulley	1	X	X			X	X	X
100	28-13273-1	. Pulley (Superseded by 28-13273-13)	1	X	X					
100Δ	28-132010-13	. Pulley	1			X	X			
100	28-132001-13	. Pulley	1			X	X			
100	28-132001-11	. Pulley (Superseded by 28-132001-13)	1			X	X			
110	28-13210-13	. Washer	1	X	X	X	X	X	X	X
120	AN364-820A	. Nut	1	X	X	X	X	X	X	X
130	1650	. Fitting: Grease, STR (1/8"NPT)	1	X	X	X	X	X	X	X
140	338382	. Fitting, Grease, 1/8" PTF	1	X	X	X	X	X	X	X
140	306590	. Fitting, Grease, 1/8" PTF (Superseded by 338382)	1	X	X	X	X	X	X	X
150	28-13306-1	. Bolt	6	X	X	X	X	X	X	X
150	AN178H-65A	. Bolt (Superseded by 28-13306-1)	6	X	X	X	X	X	X	X
150	AN178H-66A	. Bolt (Superseded by 28-13306-1)	A/R	X	X	X	X	X	X	X
150	AN178H-67A	. Bolt (Superseded by 28-13306-1)	A/R	X	X	X	X	X	X	X
150	AN178H-70A	. Bolt (Superseded by 28-13306-1)	A/R	X	X	X	X	X	X	X

ENSTROM F-28/280 SERIES ILLUSTRATED PARTS CATALOG

FIGURE 5-4. JACK STRUT AND PULLEY ASSEMBLY

ITEM NUMBER	PART NUMBER	DESCRIPTION	QTY PER ASSY	MODELS AFFECTED						
				F-28A	280	F-28C	280C	F-28F	280F	280FX
160	NAS1149F0863P	. Washer (0.063")	6	X	X	X	X	X	X	X
160	AN960-816	. Washer (Superseded by NAS1149F0863P)	6	X	X	X	X	X	X	X
170	28-13231-3	. Shim (0.020")	A/R	X	X	X	X	X	X	X
170	28-13231-4	. Shim (0.032")	A/R	X	X	X	X	X	X	X
170	28-13231-5	. Shim (0.040")	A/R	X	X	X	X	X	X	X
170	28-13231-6	. Shim (0.050")	A/R	X	X	X	X	X	X	X
170	28-13231-7	. Shim (0.125")	A/R	X	X	X	X	X	X	X
180●	28-13142-1	. Key	1	X	X	X	X	X	X	X
-	28-13170-905	. Clutch And Pulley Assembly	1	X	X	X	X	X	X	X
190●	28-13271-1	. . Pulley - Machined	1	X	X	X	X	X	X	X
200●	28-13401-4	. . Clutch	1	X	X	X	X	X	X	X
-	CL30914-2	. . . Seal: Fill, Clutch Oil	3	X	X	X	X	X	X	X
210	AN5-35A	. . Bolt	6	X	X	X	X	X	X	X
220	NAS1149F0563P	. . Washer (0.063")	12	X	X	X	X	X	X	X
220	AN960-516	. . Washer (Superseded by NAS1149F0563P)	12	X	X	X	X	X	X	X
230	MS21083N5	. Nut	6	X	X	X	X	X	X	X
230	AN364-524A	. . Nut (Superseded By MS21083N5)	6	X	X	X	X	X	X	X
240●	28-13170-903	. Bearing Housing Assembly	1	X	X	X	X	X	X	X
250●	28-13215-3	. . Bearing Housing	1	X	X	X	X	X	X	X
250	28-13215-1	. . Bearing Housing (Obsolete)	1	X	X	X	X			
260	ECD014-11	. . Bearing	1	X	X	X	X	X	X	X
260	ECD014-13	. . Bearing (1.5748") (Used with 28-13215-1 Bearing Housing)	1	X	X	X	X			
270●	28-13180-11	. . Shield	1	X	X	X	X	X	X	X
280●	28-13323-11	. . Bearing Adapter	1	X	X	X	X	X	X	X
280	28-13129-13	. . Adapter-Bearing (Obsolete)	1	X	X	X	X			
290	20526	. . Seal: Oil, 2.063" (2.661")	1	X	X	X	X	X	X	X

ENSTROM F-28/280 SERIES ILLUSTRATED PARTS CATALOG

FIGURE 5-4. JACK STRUT AND PULLEY ASSEMBLY

ITEM NUMBER	PART NUMBER	DESCRIPTION	QTY PER ASSY	MODELS AFFECTED						
				F-28A	280	F-28C	280C	F-28F	280F	280FX
290	340823	. . Seal (Obsolete)	1	X	X	X	X			
300●	28-13322-11	. . Seal Retainer	1	X	X	X	X	X	X	X
300	28-13181-11	. . Seal Retainer (Obsolete)	1	X	X	X	X			
300	28-13303-11	. . Seal Retainer (Obsolete)	1	X	X	X	X			
310	N5002-354-S-PP	. . Retaining Ring	1	X	X	X	X	X	X	X
320	1911-B	. . Fitting, Grease 90	1	X	X	X	X	X	X	X
320	1641-B	. . Fitting (1/4-28)	1	X	X	X	X			
330	28-13182-11	. . Angle	1	X	X	X	X			
330	28-13182-1	. . Angle (Obsolete)	1	X	X	X	X			
340	AN526-632R4	. . Screw	3	X	X	X	X			
350●	28-13184-11	. Nut	1	X	X	X	X	X	X	X
350	SLN-3045	. Nut (Obsolete)	1	X	X	X	X			
-	SLW-3045	. Locking Ring (Obsolete)	1	X	X	X	X			
360	AN6-10A	. Bolt	2	X	X	X	X	X	X	X
370	NAS1149F0632P	. Washer	4	X	X	X	X	X	X	X
370	AN960-616L	. Washer (Superseded by NAS1149F0632P)	4	X	X	X	X	X	X	X
380	MS21044N6	. Nut	2	X	X	X	X	X	X	X
380	AN365-624A	. Nut (Superseded by MS21044N6)	2	X	X	X	X	X	X	X
390	AN4-7A	. Bolt	2	X	X	X	X	X	X	X
400	NAS1149F0463P	. Washer (0.063)	4	X	X	X	X	X	X	X
400	AN960-416	. Washer (Superseded By NAS1149F0463P)	4	X	X	X	X	X	X	X
410	MS21044N4	. Nut	2	X	X	X	X	X	X	X
410	AN365-428A	. Nut (Superseded by MS21044N4)	2	X	X	X	X	X	X	X
420	28-13281-3	. Shim (0.090")	A/R	X	X	X	X	X	X	X
420	28-13281-4	. Shim (0.060")	A/R	X	X	X	X	X	X	X
420	28-13281-5	. Shim (0.032")	A/R	X	X	X	X	X	X	X
430*	28-13321-17	. Belt (Alternate to 28-13321-15)	1	X	X			X	X	X

ENSTROM F-28/280 SERIES ILLUSTRATED PARTS CATALOG

FIGURE 5-4. JACK STRUT AND PULLEY ASSEMBLY

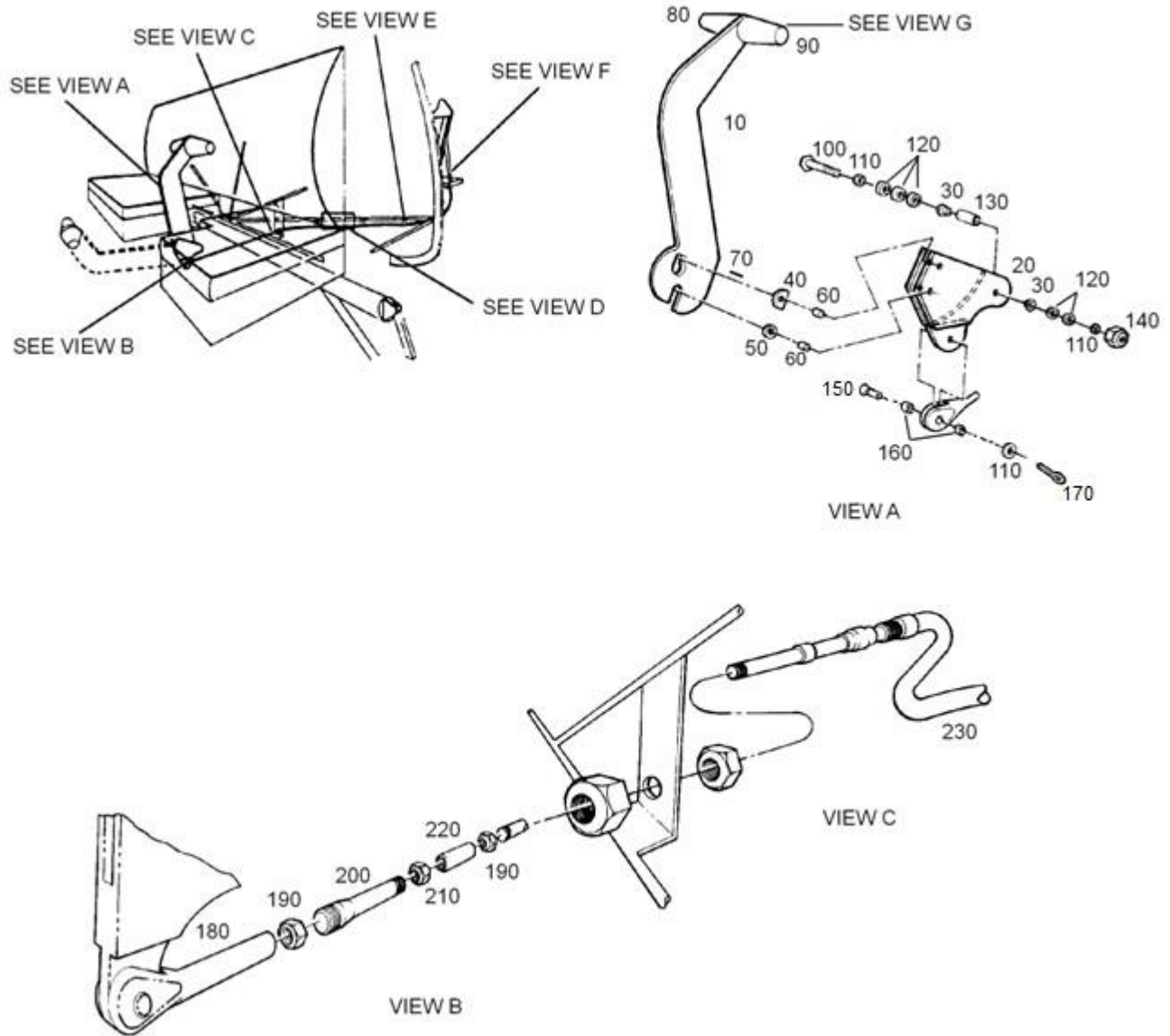
ITEM NUMBER	PART NUMBER	DESCRIPTION	QTY PER ASSY	MODELS AFFECTED						
				F-28A	280	F-28C	280C	F-28F	280F	280FX
430*	28-13321-15	. Belt	1	X	X			X	X	X
430	28-13321-13	. Belt (Superseded by 28-13321-15)	1	X	X			X	X	X
430	28-13321-11	. Belt (Superseded by 28-13321-13)	1	X	X			X	X	X
430	28-13302-13	. Belt	1			X	X			
430	28-13302-11	. Belt (Superseded by 28-13302-13)	1			X	X			
430	28-13302-1	. Belt (Superseded by 28-13302-13)	1			X	X			

* Either belt may be used on the F28F and the 280FX. Effectivity F28F S/N 831 and subsequent. Effectivity 280FX S/N 2136 and subsequent. Retrofittable to F28F S/N 509 and 280FX S/N 2001.

• Available as a remanufactured part. Add a "-R" to the end of the part number when ordering.

Δ For helicopters equipped with Wet/Dry Dispersal System.

ENSTROM F-28/280 SERIES ILLUSTRATED PARTS CATALOG



Sheet 1 of 2

FIGURE 5-5. MAIN DRIVE ENGAGEMENT CONTROL SYSTEM

ENSTROM F-28/280 SERIES ILLUSTRATED PARTS CATALOG

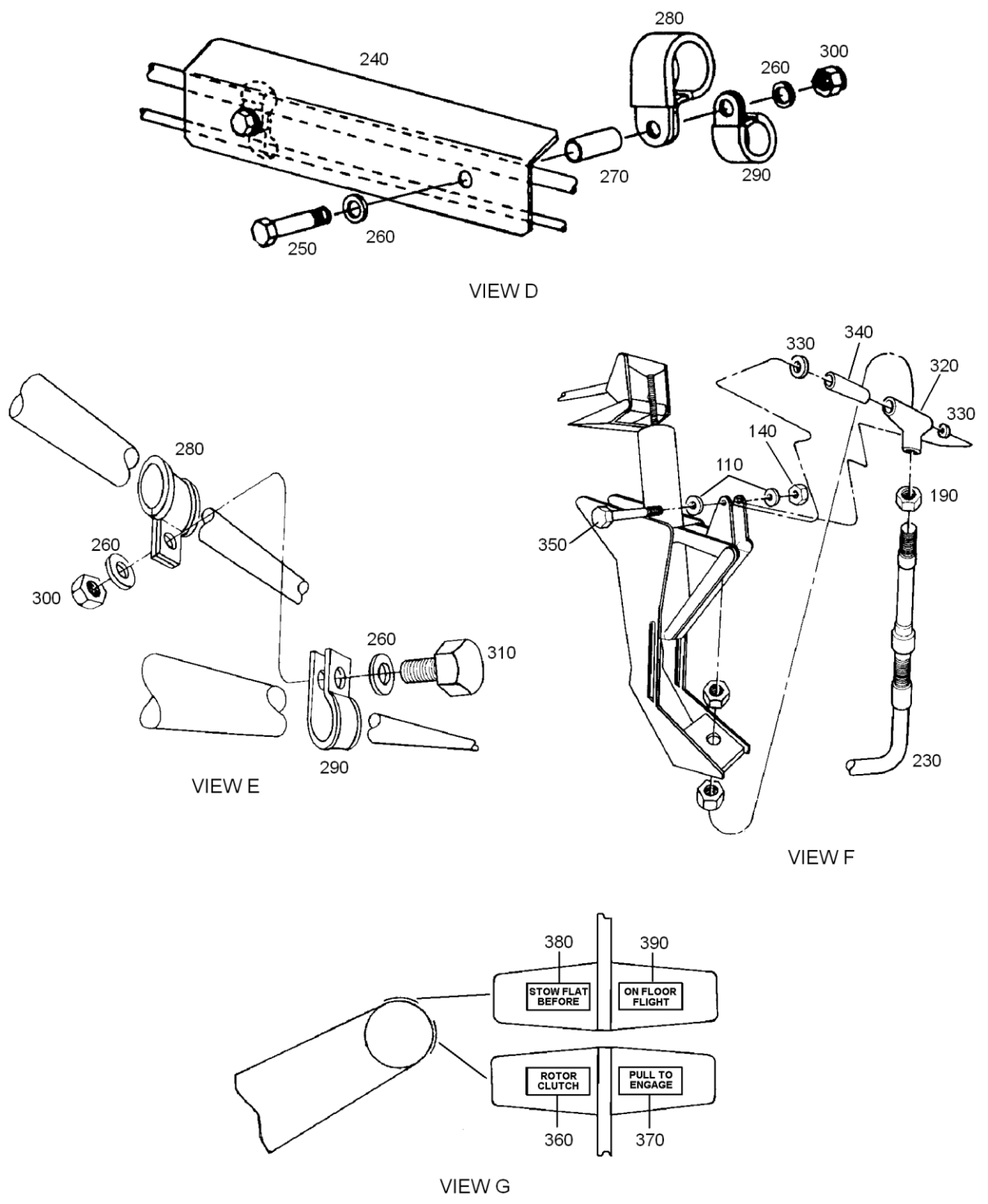


FIGURE 5-5. MAIN DRIVE ENGAGEMENT CONTROL SYSTEM

ENSTROM F-28/280 SERIES ILLUSTRATED PARTS CATALOG

FIGURE 5-5. MAIN DRIVE ENGAGEMENT CONTROL SYSTEM

ITEM NUMBER	PART NUMBER	DESCRIPTION	QTY PER ASSY	MODELS AFFECTED						
				F-28A	280	F-28C	280C	F-28F	280F	280FX
-	28-16523-1	. Lever Assembly	1	X	X	X	X	X	X	X
10 ◀	28-16516-13	. . Lever Arm	1	X	X	X	X	X	X	X
10	28-16516-1	. . Lever Arm (Superseded by 28-16516-13)	1	X	X	X	X	X	X	X
20	28-16515-1	. . Bellcrank Assembly	1	X	X	X	X	X	X	X
30	28-16515-3	. . . Bearing	2	X	X	X	X	X	X	X
40	28-16519-1	. . Guide	1	X	X	X	X	X	X	X
50	28-16520-1	. . Spacer	1	X	X	X	X	X	X	X
60	NAS561C8-10	. . Pin: Spring, 0.250" X 0.625" SS	2	X	X	X	X	X	X	X
60	79-048-250-0625	. . Roll Pin (Superseded by NAS561C8-10)	2	X	X	X	X	X	X	X
70	MS16562-213	. . Pin	1	X	X	X	X	X	X	X
70	59-022-094-0500	. . Roll Pin (Superseded by MS16562-213)	1	X	X	X	X	X	X	X
80	28-16521-11	. Handle	1	X	X	X	X	X	X	X
90	28-16522-1	. Handle Assembly	1	X	X	X	X	X	X	X
100	AN4-12A	. Bolt	1	X	X	X	X	X	X	X
110	NAS1149F0432P	. Washer	5	X	X	X	X	X	X	X
110	AN960-416L	. Washer (Superseded by NAS1149F0432P)	5	X	X	X	X	X	X	X
120	1/4 Harper	. Washer	5	X	X	X	X	X	X	X
130	28-16504-1	. Spacer	1	X	X	X	X	X	X	X
140	MS21083N4	. Nut	2	X	X	X	X	X	X	X
140	AN364-428A	. Nut (Superseded by MS21083N4)	2	X	X	X	X	X	X	X
150	AN394-17	. Pin	1	X	X	X	X	X	X	X
160	28-16518-1	. Spacer	2	X	X	X	X	X	X	X
170	MS24665-151	. Pin	1	X	X	X	X	X	X	X
170	AN381-2-8	. Pin (Superseded by MS24665-151)	1	X	X	X	X	X	X	X
180	AN665-46R	. Terminal	1	X	X	X	X	X	X	X
190	AN316-5R	. Nut	3	X	X	X	X	X	X	X
200	28-16505-1	. Tie Rod	1	X	X	X	X	X	X	X

ENSTROM F-28/280 SERIES ILLUSTRATED PARTS CATALOG

FIGURE 5-5. MAIN DRIVE ENGAGEMENT CONTROL SYSTEM

ITEM NUMBER	PART NUMBER	DESCRIPTION	QTY PER ASSY	MODELS AFFECTED						
				F-28A	280	F-28C	280C	F-28F	280F	280FX
210	AN316-5L	. Nut	1	X	X	X	X	X	X	X
220	28-16506-1	. Coupling	1	X	X	X	X	X	X	X
230	38518900	. Control Assembly Push-Pull	1	X	X	X	X	X	X	X
230	4SN-188-C-73	. Cable: Clutch, 73" (High-Temp) (Replaced by 38518900)	1	X	X	X	X	X	X	X
240	28-16542-11	. Heat Shield	1	X	X	X	X	X	X	X
250	NAS6603-14	. Bolt	2	X	X	X	X	X	X	X
250	AN3-12A	. Bolt (Superseded by NAS6603-14)	2	X	X	X	X	X	X	X
260	NAS1149F0363P	. Washer	8	X	X	X	X	X	X	X
260	NAS1149F0332P	. Washer (Replaced by NAS1149F0363P)	8	X	X	X	X	X	X	X
260	AN960-10L	. Washer (Alternate)	8	X	X	X	X	X	X	X
270	NAS43HT3-48	. Spacer	2	X	X	X	X	X	X	X
280	MS21919WCJ16	. Clamp	4	X	X	X	X	X	X	X
280	MS21919WF16	. Clamp (Replaced by MS21919WCJ16)	4	X	X	X	X	X	X	X
290	AN742F8	. Clamp (SS)	4	X	X	X	X	X	X	X
290	RA4400-6-C	. Clamp (Superseded by AN742F8)	4	X	X	X	X	X	X	X
300	MS21042-3	. Nut	4	X	X	X	X	X	X	X
300	MS21083N3	. Nut (Replaced by MS21042-3)	4	X	X	X	X	X	X	X
300	AN364-1032A	. Nut (Superseded by MS21083N3)	4	X	X	X	X	X	X	X
310	NAS6603-1	. Bolt	2	X	X	X	X	X	X	X
310	AN3-5A	. Bolt (Superseded by NAS6603-1)	2	X	X	X	X	X	X	X
320	28-13276-1	. Rod End	1	X	X	X	X	X	X	X
330	NAS1149F0463P	. Washer (.063")	2	X	X	X	X	X	X	X
330	AN960-416	. Washer (Superseded by NAS1149F0463P)	2	X	X	X	X	X	X	X
340	28-13285-4	. Spacer	1	X	X	X	X	X	X	X
350	NAS6604-15	. Bolt	1	X	X	X	X	X	X	X
350	AN4-13A	. Bolt (Superseded by NAS6604-15)	1	X	X	X	X	X	X	X
360*	28-16525-1	. Placard (Rotor Clutch)	1	X	X	X	X	X	X	X

ENSTROM F-28/280 SERIES ILLUSTRATED PARTS CATALOG

FIGURE 5-5. MAIN DRIVE ENGAGEMENT CONTROL SYSTEM

ITEM NUMBER	PART NUMBER	DESCRIPTION	QTY PER ASSY	MODELS AFFECTED						
				F-28A	280	F-28C	280C	F-28F	280F	280FX
370*	28-16526-1	. Placard (Pull to Engage)	1	X	X	X	X	X	X	X
380**	28-16537-11	. Placard (Stow Flat Before)	1	X	X	X	X	X	X	X
390**	28-16537-13	. Placard (On Floor Flight)	1	X	X	X	X	X	X	X

* Order these two placards together.

ROTOR
CLUTCH

PULL TO
ENGAGE

** Order these two placards together.

STORE FLAT
BEFORE

ON FLOOR
FLIGHT.

◀ Effective F28F S/N 833 and subsequent, 280FX S/N 2172 and subsequent. Retrofittable all S/N F28/280/A/C/F.

ENSTROM F-28/280 SERIES ILLUSTRATED PARTS CATALOG

INTENTIONALLY LEFT BLANK

ENSTROM F-28/280 SERIES ILLUSTRATED PARTS CATALOG

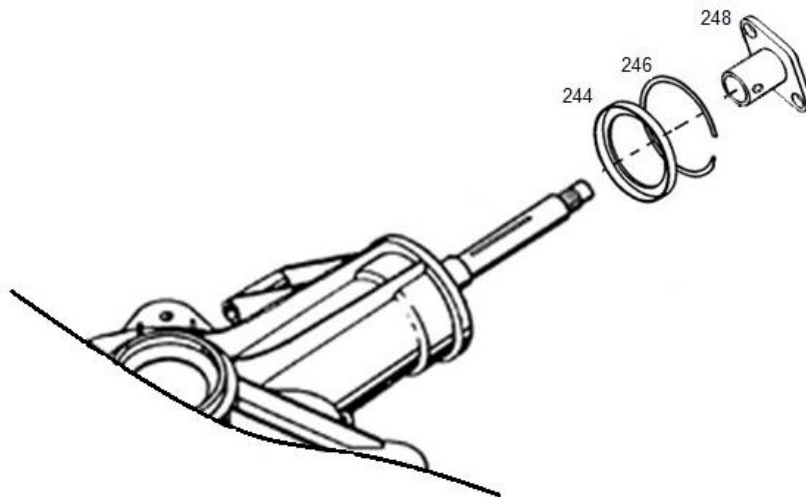
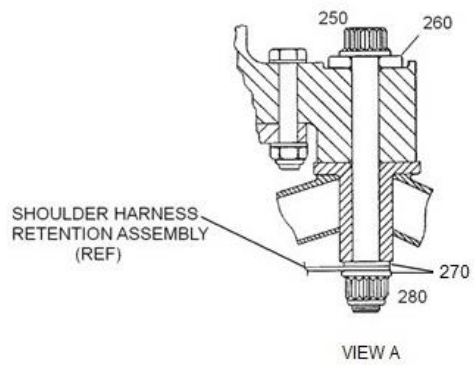
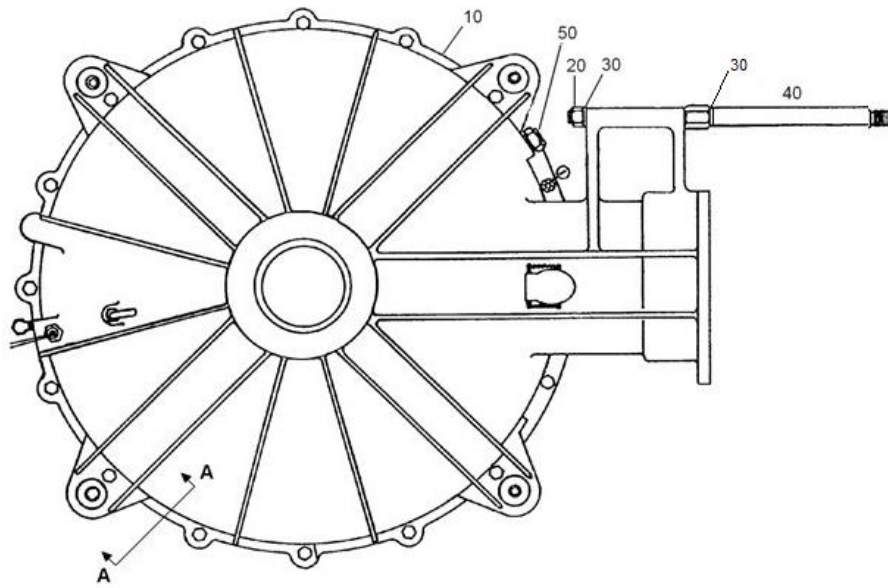


FIGURE 5-6. MAIN ROTOR GEARBOX INSTALLATION

UNCONTROLLED COPY WHEN DOWNLOADED OR PRINTED

ENSTROM F-28/280 SERIES ILLUSTRATED PARTS CATALOG

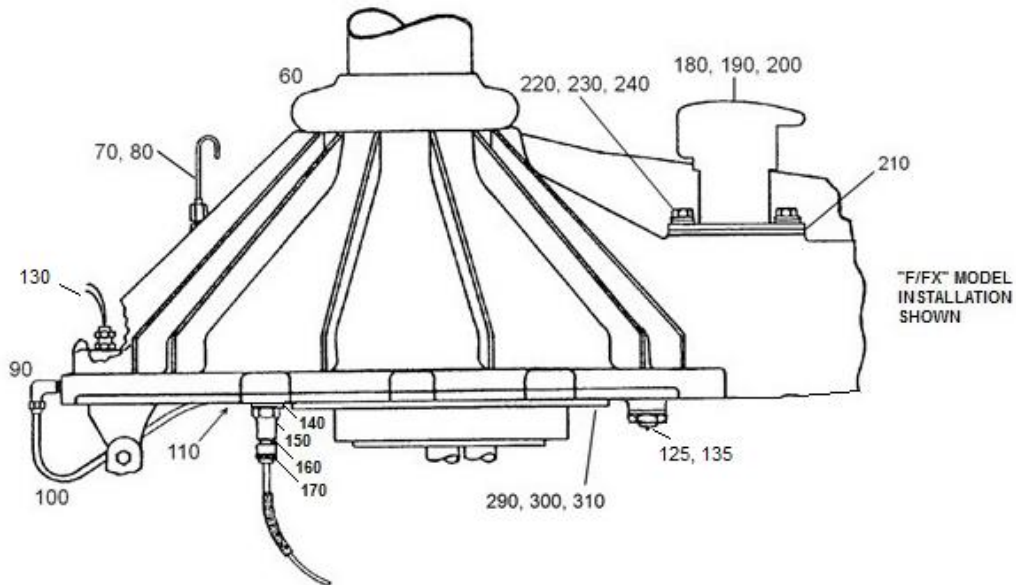
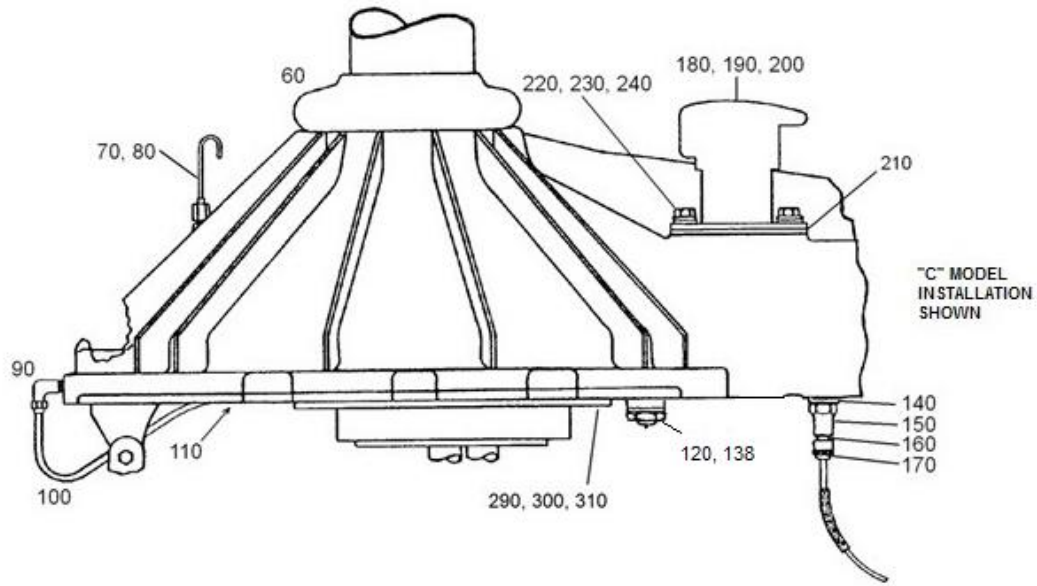


FIGURE 5-6. MAIN ROTOR GEARBOX INSTALLATION

ENSTROM F-28/280 SERIES ILLUSTRATED PARTS CATALOG

FIGURE 5-6. MAIN ROTOR GEARBOX INSTALLATION

ITEM NUMBER	PART NUMBER	DESCRIPTION	QTY PER ASSY	MODELS AFFECTED						
				F-28A	280	F-28C	280C	F-28F	280F	280FX
10	28-13170-3	. Main Rotor Gearbox (Light M/R Shaft)	1	X	X					
10**	28-13170-7	. Main Rotor Gearbox (Heavy M/R Shaft)	1			X	X			
10	28-13170-105	. Main Rotor Gearbox (Heavy M/R Shaft with Low Rotor RPM Probe)	1			X	X	X	X	X
10	28-13170-909	. Main Rotor Gearbox	1					X		X
10	28-13170-900	. Main Rotor Gearbox (Superseded by 28-13170-909)	1					X		X
10**	28-13170-103	. Main Rotor Gearbox Assembly (Superseded by 28-13170-900)	1					X		X
10**††	28-13170-9-R	. Main Rotor Gearbox Assembly (Magnetic Chip Detector and Low Rotor RPM Pick-Up)	1					X		X
10**††	28-13170-7-R	. Main Rotor Gearbox Assembly (Heavy M/R Shaft)	1			X	X	X	X	
10**††	28-13170-3-R	. Main Rotor Gearbox Assembly (Standard M/R Shaft)	1			X	X	X	X	
10††	28-13101-5-R	. Gearbox Assembly (Standard M/R Shaft)	1	X	X	X	X			
10††	28-13101-1-R	. Gearbox Assembly	1	X	X					
20	AN364-1018A	. . Nut	1	X	X	X	X	X	X	X
30	28-13238-1	. . Spacer - Washer	2	X	X	X	X	X	X	X
40■	28-13232-1	. . Shaft	1	X	X	X	X	X	X	X
50●●	2D8934	. . Plug, Sight, M.R.G.B. Oil Level	1	X	X	X	X	X	X	X
50●▲	M144E	. . Plug	1	X	X	X	X	X	X	X
50	S-50MP	. . Plug (Superseded by M144E)	1	X	X	X	X	X	X	X
60	28-13137-11	. . Slinger	1	X	X	X	X	X	X	X
60	28-13137-1	. . Slinger (Superseded by 28-13137-11)	1	X	X	X	X	X	X	X
70■	28-13148-1	. . Fitting	1	X	X	X	X	X	X	X
80■	28-13149-1	. . Vent Line Assembly	1	X	X	X	X	X	X	X
90	MS20822-6D	. . Fitting 90° Elbow	1	X	X	X	X	X	X	X
100■	28-13177-1	. . Lubrication Line	1	X	X	X	X	X	X	X

ENSTROM F-28/280 SERIES ILLUSTRATED PARTS CATALOG

FIGURE 5-6. MAIN ROTOR GEARBOX INSTALLATION

ITEM NUMBER	PART NUMBER	DESCRIPTION	QTY PER ASSY	MODELS AFFECTED						
				F-28A	280	F-28C	280C	F-28F	280F	280FX
110	AN816-6D	. . Union (AL)	1	X	X	X	X	X	X	X
120	MS35769-06	. . Gasket	3	X	X	X	X	X	X	X
120	MS35769-9	. . Gasket (Used with CD7L) (Replaced by MS35769-06)	1	X	X	X	X	X	X	X
120	AN900-8	. . Gasket (Superseded by MS35769-9)	1	X	X	X	X	X	X	
120	AN900-10	. . Gasket (Superseded by MS35769 - Used with 28-13170- 9)	1					X		X
125	MS35769-11	. . Gasket (Used with 1B7536)	1					X		X
130	726621	. . Magnetic Pickup (Used with 28- 13170-101/103 and subsequent)	1					X		X
-	MS28778-4	. . . O-Ring (Used with 726621)	1					X		X
-	MS28778-3	. . . O-Ring (Superseded by MS28778-4)	1					X		X
-	AN316-6R	. . . Nut (Used with 726621)	1					X		X
-	28-16524-3	. . . Shim (0.020")	A/R					X		X
-	28-16524-4	. . . Shim (0.015")	A/R					X		X
-	28-16524-5	. . . Shim (0.005")	A/R					X		X
-	28-16524-6	. . . Shim (0.003")	A/R					X		X
-	28-16524-7	. . . Shim (0.002")	A/R					X		X
-	28-16524-8	. . . Shim (0.001")	A/R					X		X
135*	1B7536	. . Chip Detector Assembly	1					X		X
-	21FA-540	. . . Nut (Used with 1B7536)	1					X		X
-	AN6227-6	. . . Packing (Used with 1B7536)	1					X		X
138	CD7L	. . Detector Chip	1	X	X	X	X	X	X	
140	MS35769-6	. . Gasket	1	X	X	X	X	X	X	X
140	AN900-6	. . Gasket (Superseded by MS35769-6)	1	X	X	X	X	X	X	X
150	28-13120-1	. . Adapter	1	X	X	X	X	X	X	X
160	AN4076-1	. . Fitting	1	X	X	X	X	X	X	X
170	AA86146	. . Temperature Probe	1	X	X	X	X	X	X	X
170	AN5546-1	. . Temperature Probe (Alternate)	1	X	X	X	X	X	X	X

ENSTROM F-28/280 SERIES ILLUSTRATED PARTS CATALOG

FIGURE 5-6. MAIN ROTOR GEARBOX INSTALLATION

ITEM NUMBER	PART NUMBER	DESCRIPTION	QTY PER ASSY	MODELS AFFECTED						
				F-28A	280	F-28C	280C	F-28F	280F	280FX
170	102-00007	. . Temperature Probe (Alternate)	1	X	X	X	X	X	X	X
180■	28-13134-5	. . Filler Cap Assembly	1	X	X	X	X	X	X	X
190	F965	. . Strainer, Oil, M.R.G.B.	1	X	X	X	X	X	X	X
200	2-214	. . O-Ring, N304-75, 0.984" (0.139")	1	X	X	X	X	X	X	X
200	28775-214	. . O-Ring (Alternate)	1	X	X	X	X	X	X	X
210†	28-13107-15	. . Gasket	1	X	X	X	X	X	X	X
210	28-13107-13	. . Gasket (Superseded By 28-13107-15)	1	X	X	X	X	X	X	X
220	AN4-4A	. . Bolt	2	X	X	X	X	X	X	X
230	MS35338-44	. . Washer (0.062")	3	X	X	X	X	X	X	X
230	AN935-416	. . Washer (Superseded by MS35338-44)	2	X	X	X	X	X	X	X
240	NAS1149F0463P	. . Washer (.063)	2	X	X	X	X	X	X	X
240	AN960-416	. . Washer (Superseded by NAS1149F0463P)	2	X	X	X	X	X	X	X
–	13241 HIL5	. . Seal	1	X	X	X	X	X	X	X
–	13241-LDS	. . Seal (Mast, Upper) (Replaced by 13241 HIL5)	1	X	X	X	X	X	X	X
–	28-13117-4	. . Shim (0.002")	A/R	X	X	X	X	X	X	X
–	28-13117-5	. . Shim (0.003")	A/R	X	X	X	X	X	X	X
–	28-13117-6	. . Shim (0.010")	A/R	X	X	X	X	X	X	X
–	28-13117-7	. . Shim (0.020")	A/R	X	X	X	X	X	X	X
–	28-13117-8	. . Shim (0.005")	A/R	X	X	X	X	X	X	X
–	28-13117-9	. . Shim (0.0075")	A/R	X	X	X	X	X	X	X
–	8473 H5L16	. . Seal (Mast, Lower)	2	X	X	X	X	X	X	X
–	8473RUPH5-L16	. . Seal (Mast, Lower) (Superseded by 8473 H5L16)	2	X	X	X	X	X	X	X
–	1540	. . Seal (Mast, Lower) (Superseded by 8473RUPH5-L16)	2	X	X	X	X	X	X	X
–	28-13113-4	. . Shim (0.002")	A/R	X	X	X	X	X	X	X
–	28-13113-5	. . Shim (0.003")	A/R	X	X	X	X	X	X	X
–	28-13113-6	. . Shim (0.010")	A/R	X	X	X	X	X	X	X

ENSTROM F-28/280 SERIES ILLUSTRATED PARTS CATALOG

FIGURE 5-6. MAIN ROTOR GEARBOX INSTALLATION

ITEM NUMBER	PART NUMBER	DESCRIPTION	QTY PER ASSY	MODELS AFFECTED						
				F-28A	280	F-28C	280C	F-28F	280F	280FX
-	28-13113-7	. . Shim (0.020")	A/R	X	X	X	X	X	X	X
-	28-13113-8	. . Shim (0.005")	A/R	X	X	X	X	X	X	X
-	28-13113-9	. . Shim (0.0075")	A/R	X	X	X	X	X	X	X
244	1102	. . Seal, Oil (Pinion)	1	X	X	X	X	X	X	X
246	VH-375	. . Retaining Ring	1	X	X	X	X	X	X	X
248◇	28-13614-1	. . Coupling Hub	1	X	X	X	X	X	X	X
-	AN386-2-7A	. . Taper Pin	1	X	X	X	X	X	X	X
-	AN960-C10	. . Washer	1	X	X	X	X	X	X	X
-	AN365-1032A	. . Nut	1	X	X	X	X	X	X	X
250	MS21250-06042	. . Bolt	4	X	X	X	X	X	X	X
250	MS21250-06044	. . Bolt (Alternate)	4	X	X	X	X	X	X	X
260	28-13005-1	. . Washer	4	X	X	X	X	X	X	X
270	NAS1149F0663P	. . Washer	A/R	X	X	X	X	X	X	X
270	AN960-616	. . Washer (Superseded by NAS1149F0663P)	A/R	X	X	X	X	X	X	X
280	FN22M-624	. . Nut	4	X	X	X	X	X	X	X
-	MS20995C32	. Wire	A/R	X	X	X	X	X	X	X
290	AN4-17A	. Bolt	8	X	X	X	X	X	X	X
300	NAS1523-4E	. Stat-O-Seal	8	X	X	X	X	X	X	X
310	AN365-428	. Stop Nut, Elastic	8	X	X	X	X	X	X	X

* The outside half of the 1B7536 magnetic chip detector assembly is 1B7536-2.

** Gearbox assemblies 28-13170-1, -3, -7 are acceptable alternates for Models F-28A and 280.
Gearbox assemblies 28-13170-9, -101, -103 are acceptable alternates for Models F-28A, F-28C, 280, 280C and 280F.

† Effectivity for all piston ships S/N 815, S/N 2093, and subsequent.

● Effectivity for all piston ships S/N 816, S/N 2097, and subsequent.

†† "-R" Denotes Overhauled Main Rotor Gearbox.

■ Available as a remanufactured part. Add an "-R" to the end of the part number when ordering.

ENSTROM F-28/280 SERIES ILLUSTRATED PARTS CATALOG

- Effectivity F28F S/N 825 and subsequent. Effectivity 280FX S/N 2135 and subsequent. Retrofittable to F28F S/N 509 and 280FX S/N 2001.
- ▲ Effectivity F28F S/N 818 and subsequent. Effectivity 280FX S/N 2125 and subsequent. Retrofittable to F28F S/N 509 and 280FX S/N 2001.
- ◇ Refer to Figure 12-1 for installation illustration.
- ▶ 3025A17 magnetic pickup is an acceptable substitution. 3025A35 magnetic pickup, 28-13152-11 spacer, and 28-13152-13 nut is an acceptable substitution.

ENSTROM F-28/280 SERIES ILLUSTRATED PARTS CATALOG

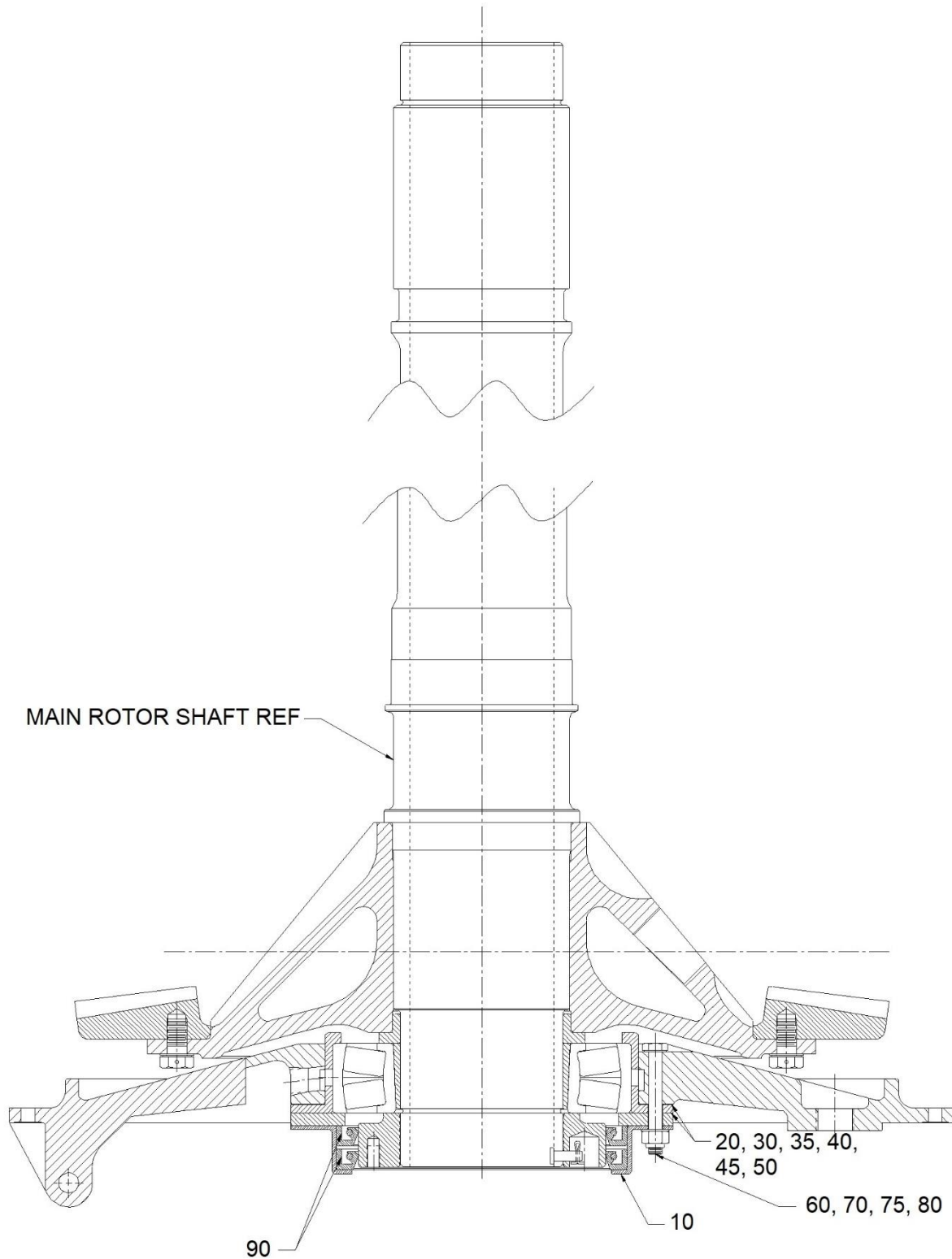


FIGURE 5-7. MAIN ROTOR TRANSMISSION SEAL RETAINER ASSEMBLY

ENSTROM F-28/280 SERIES ILLUSTRATED PARTS CATALOG

FIGURE 5-7. MAIN ROTOR TRANSMISSION SEAL RETAINER ASSEMBLY

ITEM NUMBER	PART NUMBER	DESCRIPTION	QTY PER ASSY	MODELS AFFECTED						
				F-28A	280	F-28C	280C	F-28F	280F	280FX
10	28-13122-1	. Seal Retainer	1	X	X	X	X	X	X	X
†	28-13122-991	. Seal Retainer with Seals	1	X	X	X	X	X	X	X
20	28-13117-4	. Shim, MRGB 0.002" (Red)	A/R	X	X	X	X	X	X	X
30	28-13117-5	. Shim, MRGB 0.003" (Green)	A/R	X	X	X	X	X	X	X
35	28-13117-8	. Shim, MRGB 0.005" (Blue)	A/R	X	X	X	X	X	X	X
40	28-13117-9	. Shim, MRGB 0.0075" (Matte)	A/R	X	X	X	X	X	X	X
45	28-13117-6	. Shim, MRGB 0.010" (Brown)	A/R	X	X	X	X	X	X	X
50	28-13117-7	. Shim, MRGB 0.020" (Yellow)	A/R	X	X	X	X	X	X	X
60	AN4-17A	. Bolt	1	X	X	X	X	X	X	X
70	NAS1523-4-E	. Stat-O-Seal	8	X	X	X	X	X	X	X
75♦	NAS1149F0432P	. Washer	8	X	X	X	X	X	X	X
80	AN365-428	. Nut	8	X	X	X	X	X	X	X
90	8473H5L16	. Seal (Mast, Lower)	2	X	X	X	X	X	X	X
90	1540	. Seal (Mast, Lower, Alternate)	2	X	X	X	X	X	X	X

♦ Use between nut and stat-o-seal washer.

† Item includes quantity 2 of Item 90 bonded into the retainer.

ENSTROM F-28/280 SERIES ILLUSTRATED PARTS CATALOG

|

INTENTIONALLY LEFT BLANK

ENSTROM F-28/280 SERIES ILLUSTRATED PARTS CATALOG

SECTION 6

ELECTRICAL SYSTEM

TABLE OF CONTENTS

	Cover Page	6-1
	Table of Contents	6-1
6-1	Electrical Components (F-28A, 280)	6-2
6-2	Electrical Panels	6-5
6-3	12 Volt Battery Over-Current Breaker Installation	6-9
6-4	Landing Light and Anti-Collision Light (F-28A)	6-11
6-5	Night Lighting Kit (280 Models)	6-18
6-6	Strobe And Position Light Installation (C, F Models)	6-22
6-7	Forward Landing Light Installation (F-28C, F-28F)	6-28
6-8	Forward Landing Light Installation (280 Series)	6-31
6-9	Battery Installation (F-28A, 280)	6-33
6-10	12 Volt Battery Installation (C, F, FX Models)	6-35
6-11	Annunciator Systems Installation	6-37
6-12	Fuse Panel (F-28F, 280FX)	6-41
6-13	24 Volt Battery Installation (All Models)	6-43
6-14	Trim Relay Installation 24 Volt (F-28F, 280FX)	6-48

ENSTROM F-28/280 SERIES ILLUSTRATED PARTS CATALOG

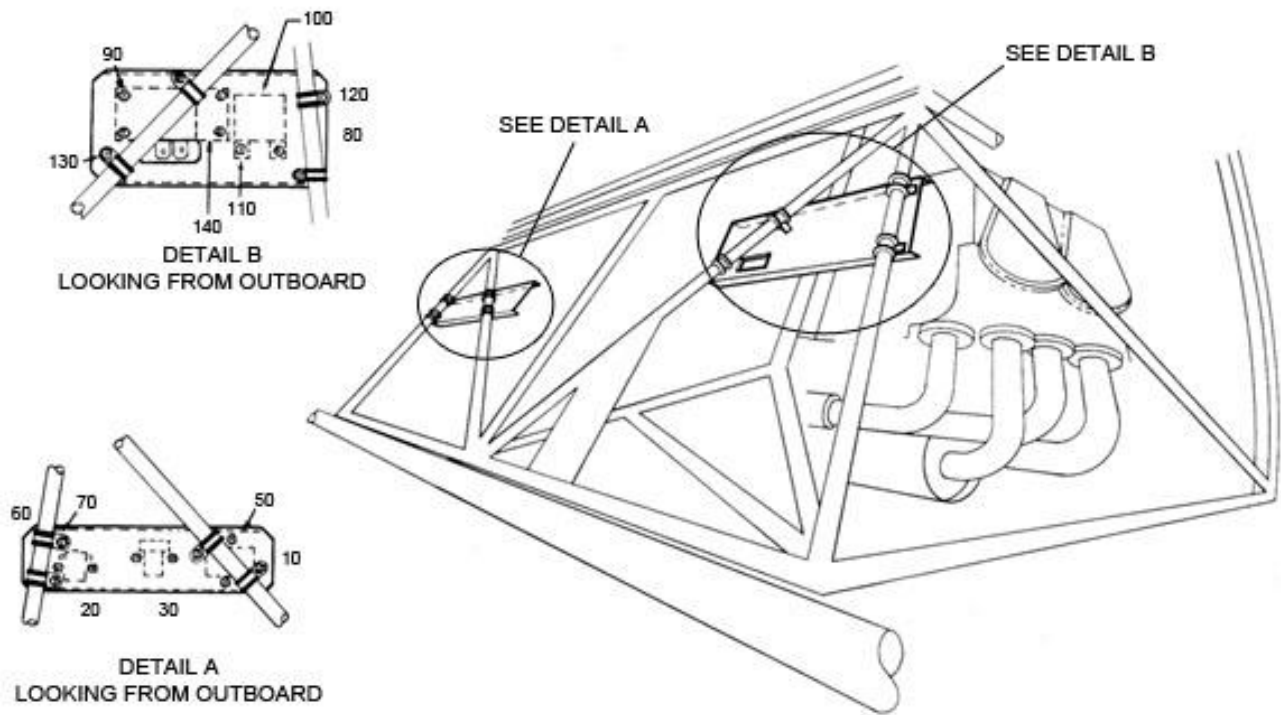


FIGURE 6-1. ELECTRICAL COMPONENTS (F-28A, 280)

ENSTROM F-28/280 SERIES ILLUSTRATED PARTS CATALOG

FIGURE 6-1. ELECTRICAL COMPONENTS (F-28A, 280)

ITEM NUMBER	PART NUMBER	DESCRIPTION	QTY PER ASSY	MODELS AFFECTED						
				F-28A	280	F-28C	280C	F-28F	280F	280FX
10*	28-19004	. Bracket (Inactive)	1	X	X					
20	SAW4204-15-123	. Starter Solenoid 12V	1	X	X					
30	ECD075-11	. Master (Relay 12V)	1	X	X					
30	6041H34	. Master Relay (Superseded by ECD075-11)	1	X	X					
50	MS51861-35	. Screw	6	X	X					
50	AN515-8-8	. Screw (Superseded by MS51861-35)	6	X	X					
-	NAS1149FN816P	. Washer	12	X	X					
-	AN960-8L	. Washer (Superseded by NAS1149FN816P)	12	X	X					
-	MS35338-42	. Washer	6	X	X					
-	AN935-8	. Washer (Superseded by MS35338-42)	6	X	X					
-	MS35649-282	. Nut	6	X	X					
-	AN340-8	. Nut (Superseded by MS35649-282)	6	X	X					
60	MS21919WF12	. Clamp	4	X	X					
70	MS35206-246	. . Screw	4	X	X					
70	AN515-8-10	. . Screw (Superseded by MS35206-246)	4	X	X					
-	NAS1149FN832P	. . Washer (0.032)	8	X	X					
-	AN960-8	. . Washer (Superseded by NAS1149FN832P)	8	X	X					
-	MS35338-42	. . Washer	4	X	X					
-	AN935-8	. . Washer (Superseded by MS35338-42)	4	X	X					
-	MS35649-282	. Nut	4	X	X					
-	AN340-8	. Nut (Superseded by MS35649-282)	4	X	X					
80*	28-19003	. Bracket (Inactive)	1	X	X					
90	ECD069-11	. Alternator Control	1	X	X					

ENSTROM F-28/280 SERIES ILLUSTRATED PARTS CATALOG

FIGURE 6-1. ELECTRICAL COMPONENTS (F-28A, 280)

ITEM NUMBER	PART NUMBER	DESCRIPTION	QTY PER ASSY	MODELS AFFECTED						
				F-28A	280	F-28C	280C	F-28F	280F	280FX
90	VSF-7203	. Voltage Regulator (Superseded by ECD069-11)	1	X	X					
100	10-400608-123	. Starter Vibrator, 12 Volt	1	X	X					
100	10-176485-121	. Starter Vibrator (Superseded by 10-400608-123)	1	X	X					
110	MS51861-35	. Screw	6	X	X					
110	AN515-8-8	. Screw (Superseded by MS51861-35)	6	X	X					
-	NAS1149FN816P	. Washer	6	X	X					
-	AN960-8L	. Washer (Superseded by NAS1149FN816P)	6	X	X					
-	MS35338-42	. . Washer	6	X	X					
-	AN935-8	. . Washer (Superseded by MS35338-42)	6	X	X					
-	MS35649-282	. Nut	4	X	X					
-	AN340-8	. Nut (Superseded by MS35649-282)	4	X	X					
120	MS21919WF12	. Clamp								
130	MS35206-246	. . Screw	4	X	X					
130	AN515-8-10	. . Screw (Superseded by MS35206-246)	4	X	X					
-	NAS1149FN816P	. . Washer	8	X	X					
-	AN960-8L	. . Washer (Superseded by NAS1149FN816P)	8	X	X					
-	MS35338-42	. . Washer	4	X	X					
-	AN935-8	. . Washer (Superseded by MS35338-42)	4	X	X					
-	MS35649-282	. Nut	4	X	X					
-	AN340-8	. Nut (Superseded by MS35649-282)	4	X	X					
140**	X-16799	. . Relay, Over-Voltage	1	X	X					

* May not have been used on early "A" models.

** Used on some early "C" models.

ENSTROM F-28/280 SERIES ILLUSTRATED PARTS CATALOG

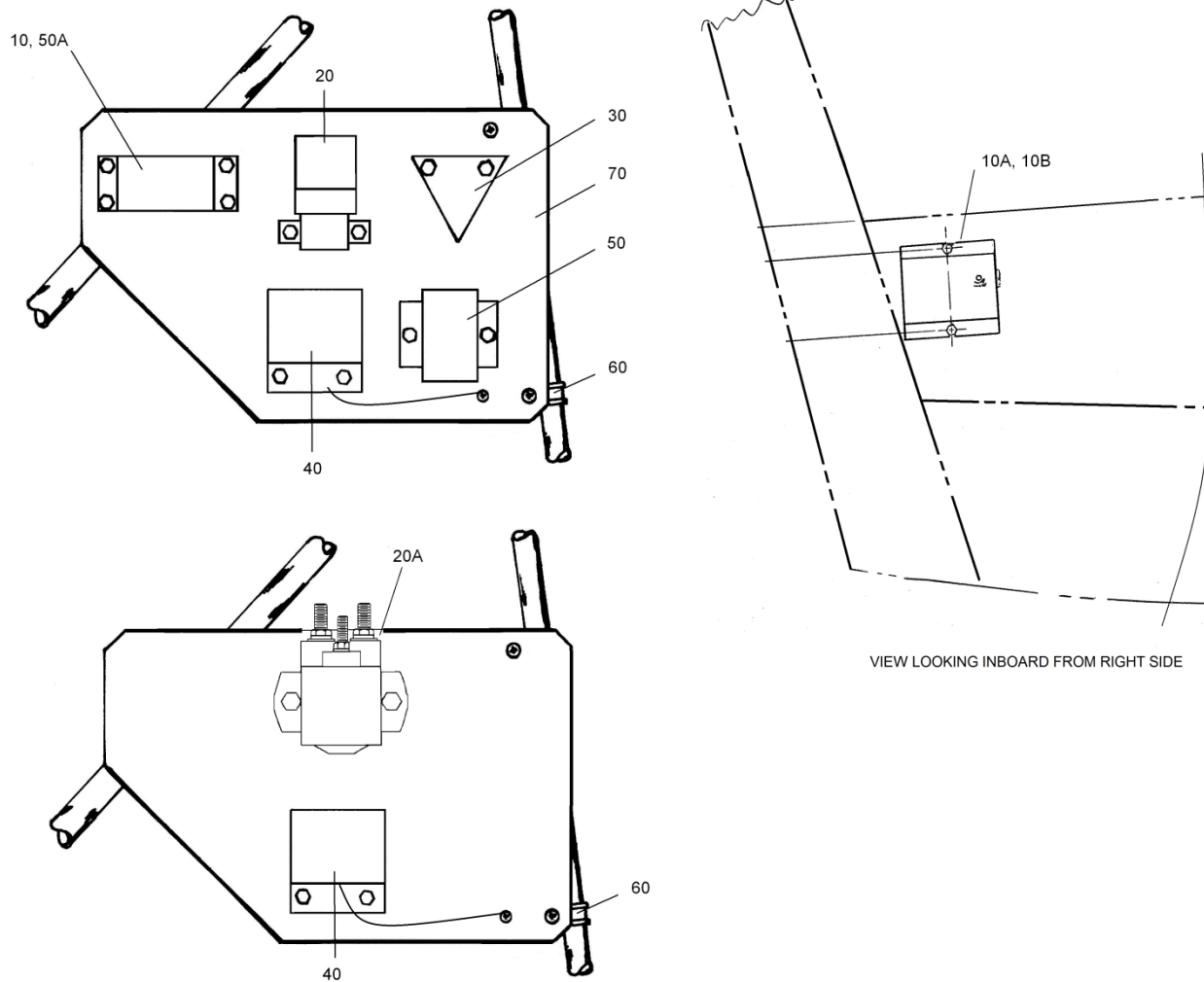


FIGURE 6-2. ELECTRICAL PANELS

ENSTROM F-28/280 SERIES ILLUSTRATED PARTS CATALOG

FIGURE 6-2. ELECTRICAL PANELS

ITEM NUMBER	PART NUMBER	DESCRIPTION	QTY PER ASSY	MODELS AFFECTED						
				F-28A	280	F-28C	280C	F-28F	280F	280FX
10*‡	ECD069-11	. Alternator Control	1			X	X			
10	VSF-7403	. Voltage Regulator (Superseded by ECD069-11)	1			X	X			
-	MS35206-247	. Screw	2			X	X			
-	NAS1149FN816P	. Washer	4			X	X			
-	MS21044N08	. Nut	4			X	X			
-	MS35206-246	. Screw	2			X	X			
10A*‡‡	ECD069-11	. Alternator Control (Superseded by ECD069-11)	1			X	X	X	X	
-	MS35207-262	. Screw	2			X	X	X	X	
-	NAS1149F0332P	. Washer	4			X	X	X	X	
-	MS35338-43	. Washer	2			X	X	X	X	
-	AN315-4R	. Nut	2			X	X	X	X	
10BΔ	R1224S-28	. Voltage Regulator	1			X	X	X	X	X
-	MS35207-263	. Screw	2			X	X	X	X	X
-	NAS1149F0316P	. Washer	4			X	X	X	X	X
-	MS21083N3	. Nut	2			X	X	X	X	X
-	ABM1M-A-C	. Mount	A/R			X	X	X	X	X
10B*‡	ECD069-13	. Alternator Control (Alternate)	1			X	X	X	X	X
-	MS35207-263	. Screw	2			X	X	X	X	X
-	NAS1149F0332P	. Washer	4			X	X	X	X	X
-	MS21083N3	. Lock Washer	2			X	X	X	X	X
-	AN315-4R	. Nut	2			X	X	X	X	X
20	ECD075-11	. Master Relay (12V)	1			X	X	X	X	
20	6041-ED22	. Master Relay (Superseded by ECD075-11)	1			X	X	X	X	
-	AN4-3A	. Bolt	2			X	X	X	X	
-	NAS1149F0432P	. Washer	4			X	X	X	X	
-	MS35338-44	. Nut	2			X	X	X	X	
20A	ECD075-13	. Master Relay (24V)	1			X	X	X	X	X
20A	ECD075-11	. Master Relay (12V)	1			X	X	X	X	X

ENSTROM F-28/280 SERIES ILLUSTRATED PARTS CATALOG

FIGURE 6-2. ELECTRICAL PANELS

ITEM NUMBER	PART NUMBER	DESCRIPTION	QTY PER ASSY	MODELS AFFECTED						
				F-28A	280	F-28C	280C	F-28F	280F	280FX
-	AN4-3A	. Bolt	2			X	X	X	X	X
-	NAS1149F0432P	. Washer	4			X	X	X	X	X
-	MS35338-44	. Lock Washer (0.062")	2			X	X	X	X	X
20A	ECD075-13	. Master Relay (24V)	1			X	X	X	X	X
20A	ECD075-11	. Master Relay (12V)	1			X	X	X	X	X
-	AN4-3A	. Bolt	2			X	X	X	X	X
-	NAS1149F0432P	. Washer	4			X	X	X	X	X
-	MS35338-44	. Lock Washer (0.062")	2			X	X	X	X	X
-	AN315-4R	. Nut	2			X	X	X	X	X
30**	SAZ-4201E	. Relay Starter 12V	1			X	X	X	X	X
30**	SAZ-4401-1	. Relay Starter 24V	1			X	X	X	X	X
30**	SAZ-4401	. Relay Starter 24V (Superseded by SAZ-4401-1)	1			X	X	X	X	X
-	AN4-3A	. Bolt	2			X	X	X	X	X
-	NAS1149F0432P	. Washer	4			X	X	X	X	X
-	MS21044N4	. Nut	2			X	X	X	X	X
-	AN365-428A	. Nut (Superseded by MS21044N4)	2			X	X	X	X	X
40	10-400608-243	. Vibrator, Starter, 24V	1			X	X	X	X	X
40	10-400608-123	. Starter Vibrator, 12V	1			X	X	X	X	X
40	10-382780-12	. Vibrator (Superseded by 10-400608-123 or -243)	1			X	X	X	X	X
-	AN3-3A	. Bolt	2			X	X			
-	NAS1149F0332P	. Washer	4			X	X	X	X	X
-	AN960-10L	. Washer (Superseded by NAS1149F0332P)	4			X	X	X	X	X
-	MS21044N3	. Nut	2			X	X			
-	MS35207-262	. Screw	2			X	X	X	X	X
-	MS35338-43	. Lock Washer (#10)	2			X	X	X	X	X
-	MS35649-202	. Nut	2			X	X	X	X	X
-	MS35206-244	. Screw (GND)	2			X	X	X	X	X

ENSTROM F-28/280 SERIES ILLUSTRATED PARTS CATALOG

FIGURE 6-2. ELECTRICAL PANELS

ITEM NUMBER	PART NUMBER	DESCRIPTION	QTY PER ASSY	MODELS AFFECTED						
				F-28A	280	F-28C	280C	F-28F	280F	280FX
-	NAS1149FN816P	. Washer	1			X	X	X	X	X
-	MS35338-42	. Lock Washer	1			X	X	X	X	X
-	AN340-8	. Nut	1			X	X	X	X	X
50A*‡	ECD069-11	. Alternator Control	1					X	X	
50	X-16799	. Relay, Over-Voltage (Superseded by ECD069-11)	1			X	X			
-	AN3-3A	. Bolt	2			X	X			
-	NAS1149F0332P	. Washer	4			X	X			
-	MS21044N3	. Nut	2			X	X			
50A	B-00264-3	. Overvoltage Control (Superseded by ECD069-11)	1					X	X	
-	MS35206-244	. Screw	2					X	X	
-	NAS1149FN816P	. Washer	4					X	X	
-	MS35338-42	. Washer (#8 Light)	2					X	X	
-	MS35649-282	. Nut	2					X	X	
60	MS21919WCJ12	. Clamp	4			X	X	X	X	X
-	MS35206-246	. Screw	4			X	X	X	X	X
-	NAS1149FN816P	. Washer	8			X	X	X	X	X
-	MS35649-282	. Nut	4			X	X	X	X	X
-	MS35206-246	. Screw	4			X	X	X	X	X
-	NAS1149FN816P	. Washer	8			X	X	X	X	X
-	MS35338-42	. Lock Washer	4			X	X	X	X	X
-	MS35649-282	. Nut	4			X	X	X	X	
70	28-19016-11	. Plate	1			X	X	X	X	X

* The ECD069-11 combines the voltage regulator and the overvoltage relay.

** Located in the battery compartment.

† Item 10A may have been used on some early "C" models.

‡ Available as a remanufactured part. Add a "-R" to the end of the part number when ordering.

Δ Effectivity F-28F S/N 833 – subsequent and 280FX S/N 2167 – subsequent. Eligible for F-28F S/N 509 – subsequent and 280FX S/N 2001 – subsequent; F-28C/280C S/N all.

ENSTROM F-28/280 SERIES ILLUSTRATED PARTS CATALOG




FIGURE 6-3. 12 VOLT BATTERY OVER-CURRENT BREAKER INSTALLATION

ENSTROM F-28/280 SERIES ILLUSTRATED PARTS CATALOG

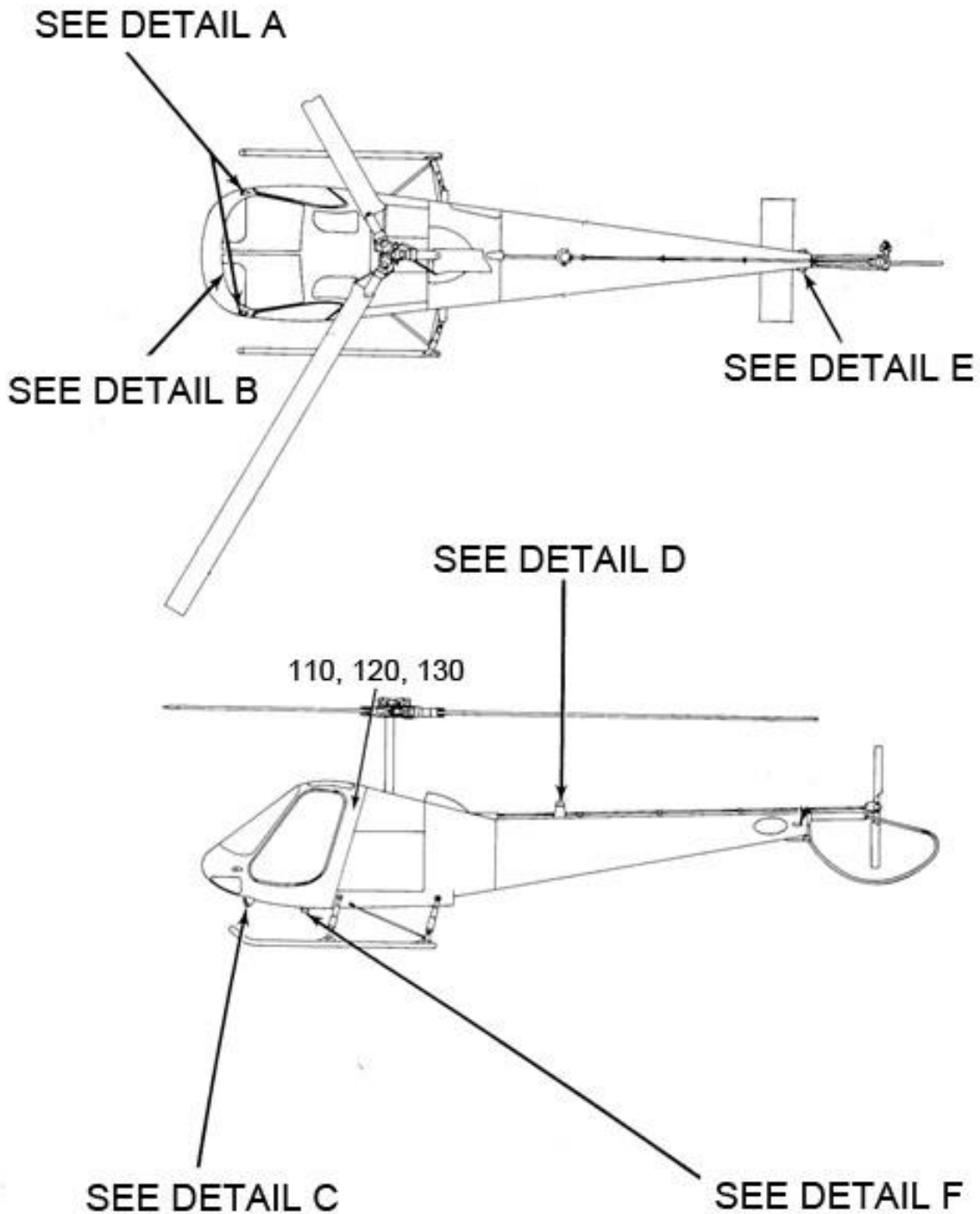
FIGURE 6-3. 12 VOLT BATTERY OVER-CURRENT BREAKER INSTALLATION

ITEM NUMBER	PART NUMBER	DESCRIPTION	QTY PER ASSY	MODELS AFFECTED						
				F-28A	280	F-28C	280C	F-28F	280F	280FX
10*	7235-1-100	. Breaker, Circuit, 100 A Thermal	1			X	X	X	X	X
20*	AN3-3A	. Bolt	2			X	X	X	X	X
30*	NAS1149F0332P	. Washer	4			X	X	X	X	X
30*	AN960-10L	. Washer (Superseded by NAS1149F0332P)	4			X	X	X	X	X
40*	MS21083N3	. Nut	2			X	X	X	X	X
40*	AN364-1032A	. Nut (Superseded by MS21083N3)	2			X	X	X	X	X
-**	MS26574-5	. Breaker, Circuit, 5 Amp Push/Pull	1			X	X	X	X	X
-**	1500-052-2	. Breaker, Circuit, 2 Amp Push/Pull (Superseded By MS26574-5)	1			X	X	X	X	X
-**	3MC1-3-2	. Breaker, Circuit, 2 Amp Magnetic (Superseded By 1500-052-2)	1			X	X	X	X	X
-**	28-18081-11	. Placard (Bus Fault Breaker)	1			X	X	X	X	X

* Located in the battery compartment

** Located on the instrument panel above the E.G.T.

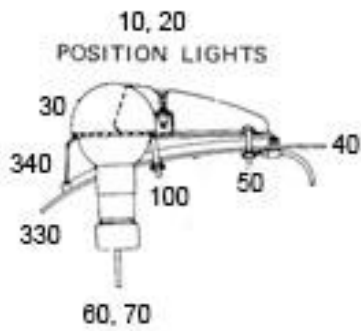
ENSTROM F-28/280 SERIES ILLUSTRATED PARTS CATALOG



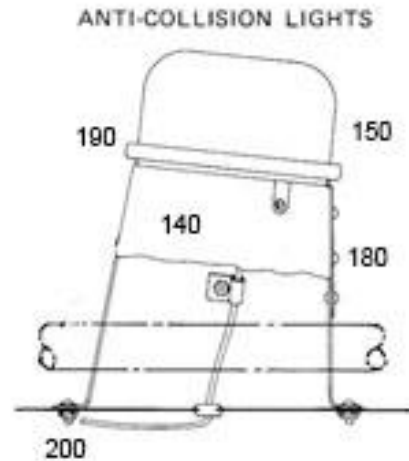
Sheet 1 of 2

FIGURE 6-4. LANDING LIGHT AND ANTI-COLLISION LIGHT (F-28A)

ENSTROM F-28/280 SERIES ILLUSTRATED PARTS CATALOG




DETAIL A

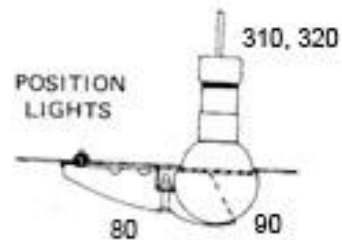


DETAIL D

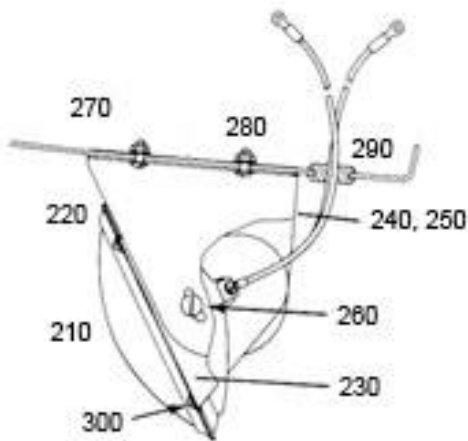
INSTRUMENT LIGHTS 350



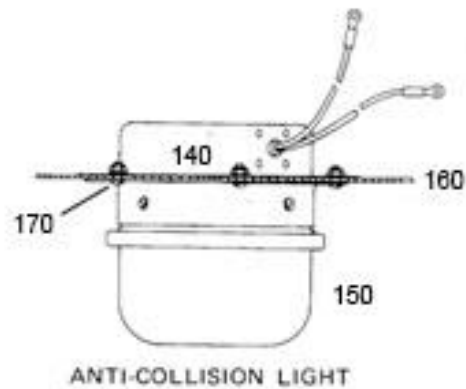
DETAIL B



DETAIL E



DETAIL C



DETAIL F

Sheet 2 of 2

FIGURE 6-4. LANDING LIGHT AND ANTI-COLLISION LIGHT (F-28A)

ENSTROM F-28/280 SERIES ILLUSTRATED PARTS CATALOG

FIGURE 6-4. LANDING LIGHT AND ANTI-COLLISION LIGHT (F-28A)

ITEM NUMBER	PART NUMBER	DESCRIPTION	QTY PER ASSY	MODELS AFFECTED						
				F-28A	280	F-28C	280C	F-28F	280F	280FX
—*	28-21000-1	Night Lighting Kit	REF	X						
10●	01-0770001-51	. Position Light Assembly, Red, 14V	1	X						
10	A1285-R-12	. Left (Red) Forward (Superseded by 01-0770001-51)	1	X						
—●	34-0070373-01	. . Bulb (Use with A1285-R-12 Position Light).	1	X						
—●	68-4230020-50	. . Lens, Red Position Light	1	X						
—●	19-150002-009	. . Lens Retainer	1	X						
—●	34-0414020-65	. . Reflector Lamp, 14V	1	X						
—●	38-0230021-00	. . Gasket, Position Light Lens	1	X						
—●	02-0350003-01	. . Position Light Base Assembly	1	X						
20●	01-0770001-41	. Position Light Assembly, Green, 14V	1	X						
20	A1285-G-12	. Right (Green) Forward (Superseded by 01-0770001-41)	1	X						
—●	34-0070373-01	. . Bulb (Use with A1285-G-12 Position Light)	1	X						
—●	68-4230020-40	. . Lens, Green Position Light	1	X						
—●	19-150002-009	. . Lens Retainer	1	X						
—●	34-0414020-65	. . Reflector Lamp, 14V	1	X						
—●	38-0230021-00	. . Gasket, Position Light Lens	1	X						
—●	02-0350003-01	. . Position Light Base Assembly	1	X						
40	28-21003-1	. Backing Plate	2	X						
50	AN507-632R8	. . Screw	6	X						
—	NAS1149FN616P	. . Washer	6	X						
—	AN960-6L	. . Washer (Superseded by NAS1149FN616P)	6	X						
—	MS21083N06	. . Nut	6	X						
—	AN364-632A	. . Nut (Superseded by MS21083N06)	6	X						
60	28-19001-948	Wire, Left	1	X						

ENSTROM F-28/280 SERIES ILLUSTRATED PARTS CATALOG

FIGURE 6-4. LANDING LIGHT AND ANTI-COLLISION LIGHT (F-28A)

ITEM NUMBER	PART NUMBER	DESCRIPTION	QTY PER ASSY	MODELS AFFECTED						
				F-28A	280	F-28C	280C	F-28F	280F	280FX
70	28-19001-943	Wire, Right	1	X						
80●	NPN	. Position Light Assembly, Clear, 14V (See Note1)	2	X						
80●	A1285-C-12	. Light Assy. Rear (Clear)	2	X						
—●	34-0070373-01	. . Bulb (Use with A1285-C-12 Position Light)	1	X						
—●	68-4230020-30	. . Lens, Clear	1	X						
—●	19-150002-009	. . Lens Retainer	1	X						
—●	34-0414020-65	. . Reflector Lamp, 14V	1	X						
—●	38-0230021-00	. . Gasket, Position Light Lens	1	X						
—●	02-0350003-01	. . Position Light Base Assembly	1	X						
90●	34-0070373-01	. Reflector Lamp 12V	2	X						
90	1512-140	. Bulb (Superseded by 34-0070373-01)	2	X						
100	AN507-632R12	. Screw	6	X						
—	MS21083N06	. Nut	6	X						
—	AN364-632A	. Nut (Superseded by MS21083N06)	6	X						
—	NAS1149FN616P	. Washer	6	X						
—	AN960-6L	. Washer (Superseded by NAS1149FN616P)	6	X						
110	D6810A-12	Map Light (Grimes)	3	X						
120	1816	. Lamp	3	X						
130	AN526-632R7	. Screw	6	X						
—	MS21083N06	. Nut	6	X						
—	AN364-632A	. Nut (Superseded by MS21083N06)	6	X						
—	NAS1149FN616P	. Washer	6	X						
—	AN960-6L	. Washer (Superseded by NAS1149FN616P)	6	X						
140●	01-0770029	Anti-Collision Light	2	X						
140	D-7080A-12	. Anti-Collision Light (Superseded by 01-0770029)	2	X						

ENSTROM F-28/280 SERIES ILLUSTRATED PARTS CATALOG

FIGURE 6-4. LANDING LIGHT AND ANTI-COLLISION LIGHT (F-28A)

ITEM NUMBER	PART NUMBER	DESCRIPTION	QTY PER ASSY	MODELS AFFECTED						
				F-28A	280	F-28C	280C	F-28F	280F	280FX
150●	34-0070371-02	. . Reflector Lamp, 14V, 40W	4	X						
150	7079B-12	. . Bulb (Superseded by 34-0070371-02)	4	X						
160	28-21012-1	. Backing Plate, Lower (Obsolete)	1	X						
170	AN526-632R8	. . Screw	5	X						
-	NAS1149FN616P	. . Washer	5	X						
-	AN960-6L	. . Washer (Superseded by NAS1149FN616P)	5	X						
-	MS21083N06	. . Nut	5	X						
-	AN364-632A	. . Nut (Superseded by MS21083N06)	5	X						
180	28-21011-1	. Light Mount, Upper	1	X						
190	1/8-6NA	. . Clamp	1	X						
200	AN526-832R6	. . Screw	7	X						
-	NAS1149FN816P	. . Washer	7	X						
-	AN960-8L	. . Washer (Superseded by NAS1149FN816P)	7	X						
-	MS35489-1	. . Grommet	1	X						
210	4509	. Landing Light Bulb (100W)	1	X						
210	GE4313 (250W)	. Landing Light Bulb (Superseded by 4509)	1	X						
220	28-21009-1	. Lens Clamp	1	X						
230	28-21008-1	. Lens Holder	1	X						
240	28-21007-1	. Bracket (Obsolete)	1	X						
250	28-21006-1	. Mounting Bracket (RH)	1	X						
260	AN515-6-6	. Screw	4	X						
270	28-21014-1	. Backing Plate	1	X						
280	AN526-632R8	. Screw	4	X						
-	NAS1149FN616P	. Washer	4	X						
-	AN960-6L	. Washer (Superseded by NAS1149FN616P)	4	X						

ENSTROM F-28/280 SERIES ILLUSTRATED PARTS CATALOG

FIGURE 6-4. LANDING LIGHT AND ANTI-COLLISION LIGHT (F-28A)

ITEM NUMBER	PART NUMBER	DESCRIPTION	QTY PER ASSY	MODELS AFFECTED						
				F-28A	280	F-28C	280C	F-28F	280F	280FX
-	MS21083N06	. Nut	4	X						
-	AN364-632A	. Nut (Superseded by MS21083N06)	4	X						
290	MS35489-5	. Grommet	1	X						
290	AN931-3-10	. Grommet (Superseded by MS35489-5)	1	X						
300	MS35206-228	. Screw	4	X						
300	AN515-6-6	. Screw (Superseded by MS35206-228)	4	X						
-	NAS1149FN616P	. Washer	8	X						
-	AN960-6L	. Washer (Superseded by NAS1149FN616P)	8	X						
-	MS21083N06	. Nut	4	X						
-	AN364-632A	. Nut (Superseded by MS21083N06)	4	X						
310	32-5R	Wire	1	X						
320	32-7L	Wire	1	X						
330	28-21003-1	. Backing Plate	2	X						
340	28-21002-3	. Mount Pad (LH)	1	X						
340	28-21002-4	. Mount Pad (RH)	1	X						
340	28-21002	. Mount Pad (Superseded by 28-21002-3 and -4)	2	X						
350●	01-0770119-09	. Post Light	9	X						
350	A-8970B-1-330	. Instrument Light (Superseded by 01-0770119-09)	9	X						
-●	02-0350281-0	. Post Light HD Assembly (Instrument White)	1	X						
-●	02-03705534-00	. Base Assembly 1"	1	X						
-●	20-0824130A00	. Spacer	1	X						
-	330	. Lamp, Miniature, 14V	1	X						

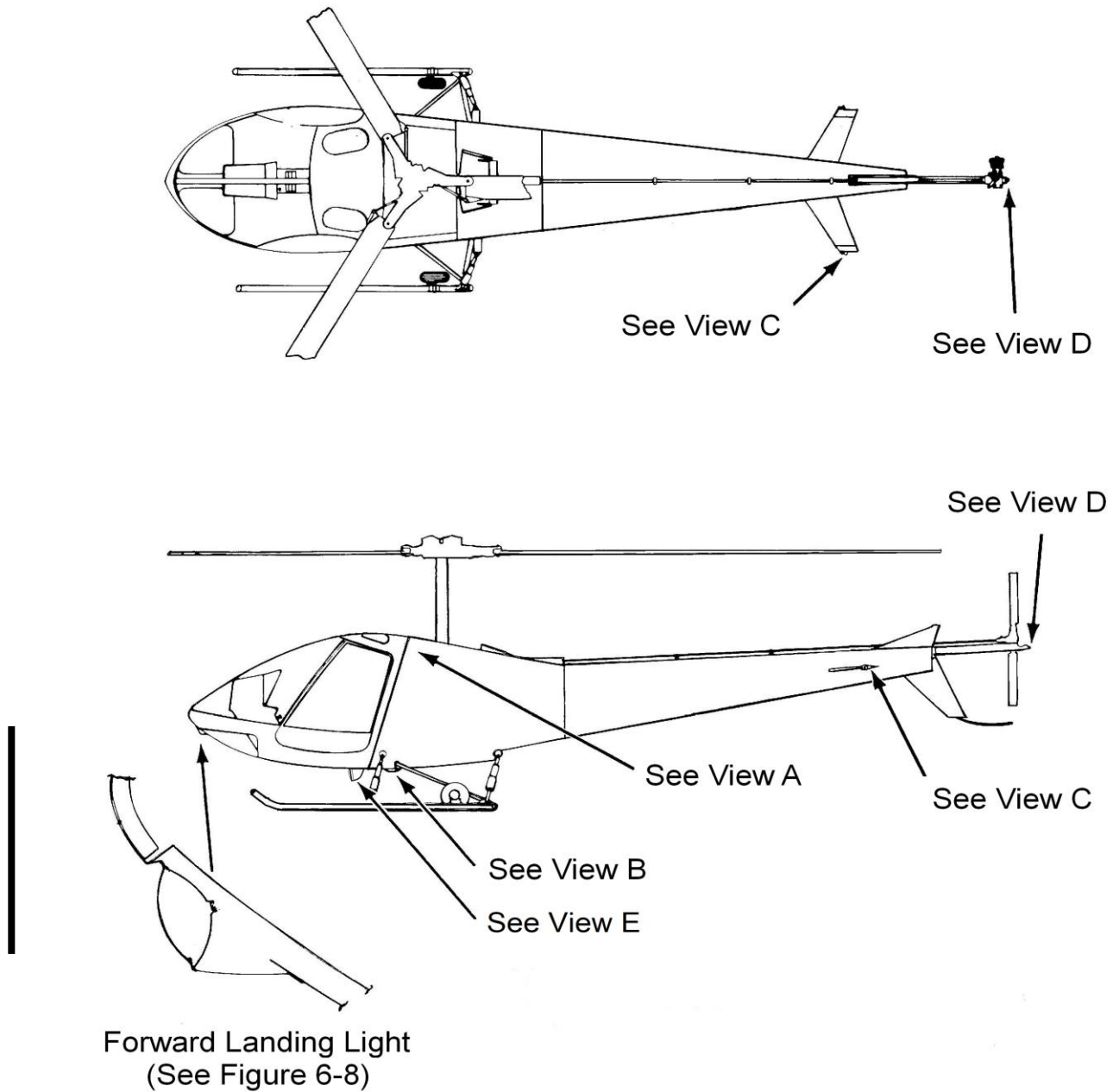
ENSTROM F-28/280 SERIES ILLUSTRATED PARTS CATALOG

* Used on early "C" models.

Note 1 To order a new light for the tail. Order a red (01-0770001-51) or green (01-0770001-41) position light and a clear lens (68-4230020-30).

- Order these parts from Whelen Engineering at www.whelen.com.

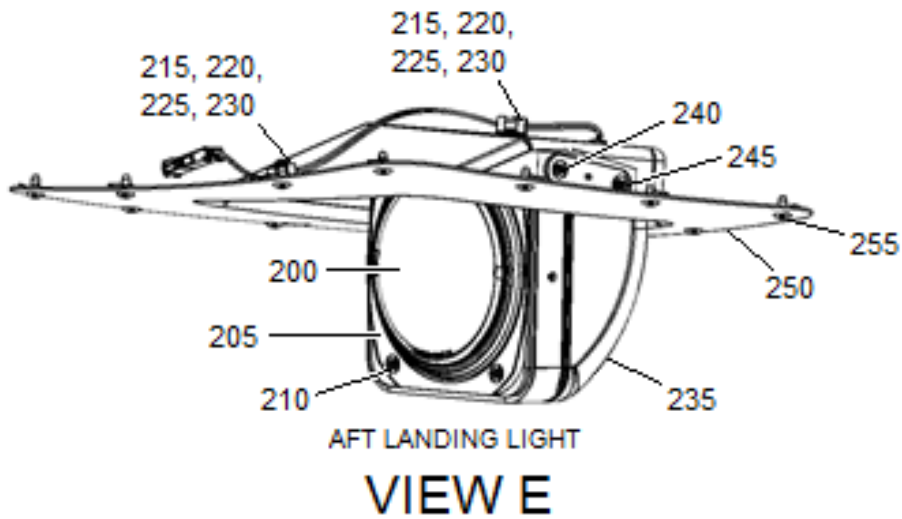
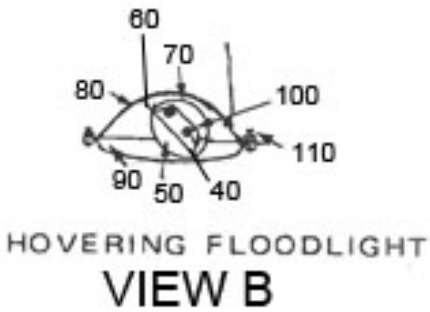
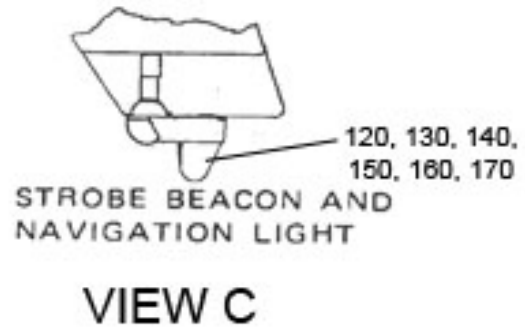
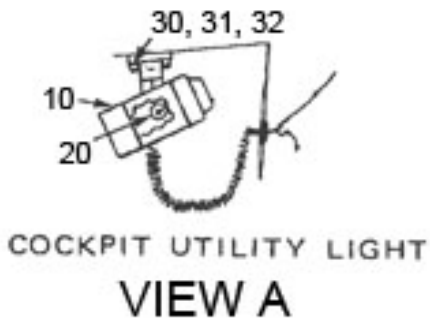
ENSTROM F-28/280 SERIES ILLUSTRATED PARTS CATALOG



Sheet 1 of 2

FIGURE 6-5. NIGHT LIGHTING KIT (280 MODELS)

ENSTROM F-28/280 SERIES ILLUSTRATED PARTS CATALOG



Sheet 2 of 2

FIGURE 6-5. NIGHT LIGHTING KIT (280 MODELS)

ENSTROM F-28/280 SERIES ILLUSTRATED PARTS CATALOG

FIGURE 6-5. NIGHT LIGHTING KIT (280 MODELS)

ITEM NUMBER	PART NUMBER	DESCRIPTION	QTY PER ASSY	MODELS AFFECTED						
				F-28A	280	F-28C	280C	F-28F	280F	280FX
10	15-0007-5	Map Light (Grimes)	1		X		X		X	
10	2000653-001	Utility Light (24 V)	1					X		X
20	1816	. Lamp: 12 V	1		X		X		X	
20	CM1816	. Bulb (Superseded by 1816)	1		X		X		X	
20	313	. Lamp: 24 V	1					X		X
30	AN525-8R20	. Screw	2		X		X		X	X
31	NAS1149FN816P	. Washer	2		X		X		X	X
31	AN960-8L	. Washer (Superseded by NAS1149FN816P)	2		X		X		X	X
32	MS21083N08	. Nut	2		X		X		X	X
32	AN364-832	. Nut (Superseded by MS21083N08)	2		X		X		X	X
40	AN526-832R8	. Screw	4		X		X		X	X
50	4591	. Lamp (24V)	1					X		X
50	4406	. Lamp (12V)	1		X		X		X	
60	28-21009-1	. Lens Clamp	2		X		X		X	X
70	28-17313-1	. Lens Holder	1		X		X		X	X
80	28-17314-1	. Bracket Assembly	1		X		X		X	X
90	28-17316-1	. Shield	1		X		X		X	X
100	MS27039-0807	. Screw	4		X		X		X	X
-	NAS1149FN816P	. Washer	4		X		X		X	X
-	AN960-8L	. Washer (Superseded by NAS1149FN816P)	4		X		X		X	X
110	MS27039-0808	. Screw	12		X		X		X	X
-	NAS1149FN816P	. Washer	4		X		X		X	X
-	AN960-8L	. Washer (Superseded by NAS1149FN816P)	4		X		X		X	X
-	28-21048-1	. Position & Strobe Light Assy (Red)	1		X		X			
120	01-0770054-02	. Light, Position, Red (14V)	1		X		X			
-	28-21048-3	. Position & Strobe Light Assy (Green)	1		X		X			

ENSTROM F-28/280 SERIES ILLUSTRATED PARTS CATALOG

FIGURE 6-5. NIGHT LIGHTING KIT (280 MODELS)

ITEM NUMBER	PART NUMBER	DESCRIPTION	QTY PER ASSY	MODELS AFFECTED						
				F-28A	280	F-28C	280C	F-28F	280F	280FX
130	01-0770054-00	. . Light, Position, Green (14V)	1		X		X			
-	28-21048-5	. Position & Strobe Light Assy (Red)	1					X	X	X
140	01-0790006-02	. . Light, Position, Red (14V)	1					X	X	X
-	28-21048-6	. Position & Strobe Light Assy (Green)	1					X	X	X
150	01-0790006-00	. . Light, Position Green (14V)	1					X	X	X
-*	28-21048-9	. Position & Strobe Light Assy (Red)	1					X	X	X
-	28-21048-7	. Position & Strobe Light Assy (Red) (Inactive)	1					X	X	X
-	AN526-632R16	. Screw	3					X	X	X
160*	01-0790340-04	. . Light, Position, Red (24V)	1					X	X	X
160	01-0790006-03	. . Light, Position, Red (24V) (Inactive)	1					X	X	X
-*	28-21048-101	. Position & Strobe Light Assy (Green)	1					X	X	X
-	28-21048-8	. Position & Strobe Light Assy (Green) (Inactive)	1					X	X	X
-	AN526-632R16	. Screw	3					X	X	X
170*	01-0790340-03	. . Light, Position, Green (24V)	1					X	X	X
170	01-0790006-01	. . Light, Position, Green (24V) (Inactive)	1					X	X	X
180	01-0770034-02	. Tail Position Light (A555)	1		X		X		X	
190	AN515-6-R11	. Screw	2		X		X		X	
-**	280-210004-5	Aft Landing Light Installation	1							X
200	28-19132-3	. Aft LED Landing Light Assembly	1							X
205	28-21009-1	. Lens Clamp	1							X
210	AN526-832R8	. Screw	4							X
215	MS21919WDG2	. Clamp	2							X
220	AN525-832R6	. Screw	2							X
225	NAS1149FN816P	. Washer	2							X

ENSTROM F-28/280 SERIES ILLUSTRATED PARTS CATALOG

FIGURE 6-5. NIGHT LIGHTING KIT (280 MODELS)

ITEM NUMBER	PART NUMBER	DESCRIPTION	QTY PER ASSY	MODELS AFFECTED						
				F-28A	280	F-28C	280C	F-28F	280F	280FX
230	MS21083N08	. Nut	2							X
235	28-21010-3	. Aft Landing Light Housing Assembly	1							X
240	AN526-832R10	. Screw	2							X
245	AN526-832R9	. Screw	2							X
250†	28-113054-1	. Closeout Assembly	REF							X
255†	8X3/8	. Screw	REF							X

* Effectivity F-28F S/N 833 – subsequent and 280FX S/N 2148 – subsequent.
Eligibility F-28F S/N 509 – subsequent and 280FX S/N 2001 – subsequent.

** Effectivity 280FX S/N 2168 and subsequent.

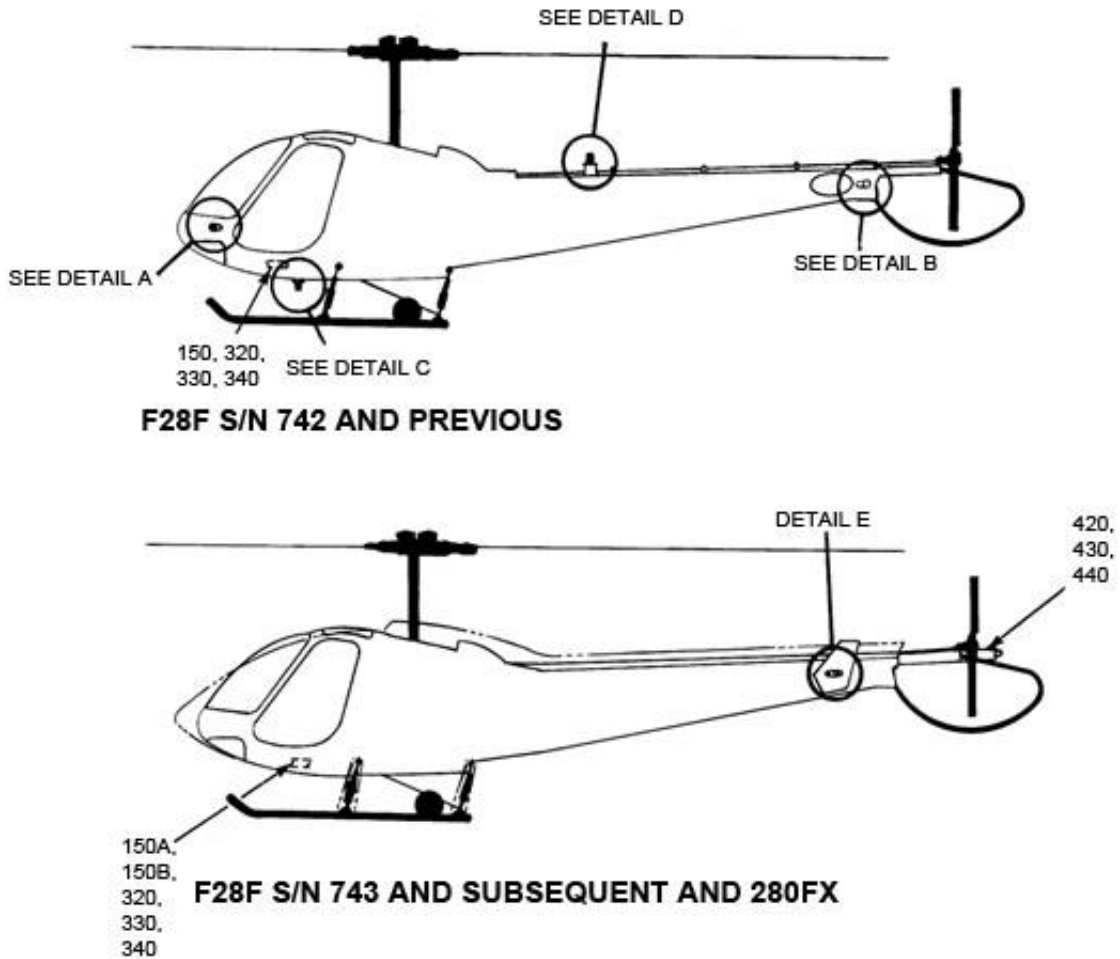
† Next assembly P/N 28-113055 (Ref. Figure 7-4D.).

ENSTROM F-28/280 SERIES ILLUSTRATED PARTS CATALOG

I

INTENTIONALLY LEFT BLANK

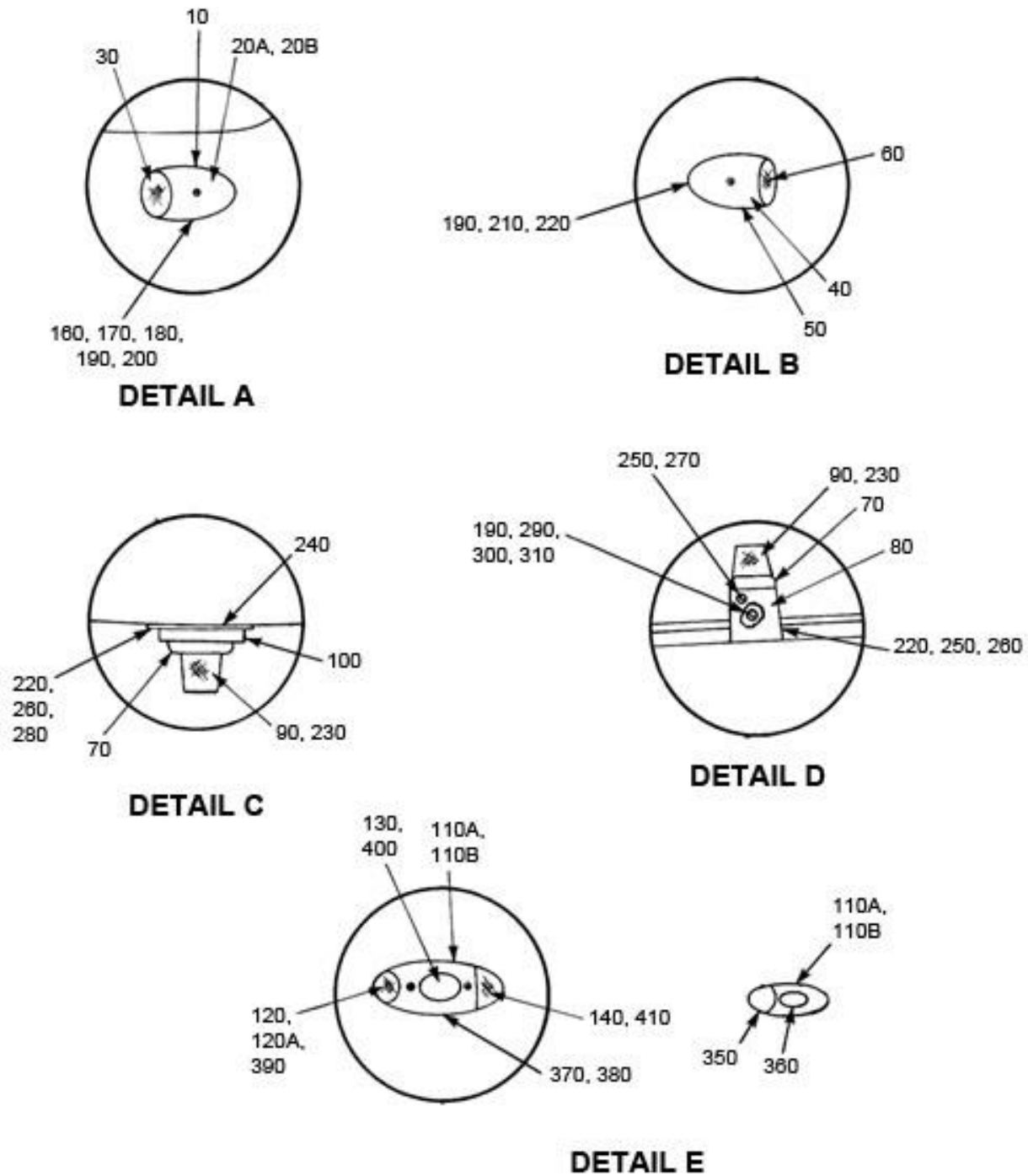
ENSTROM F-28/280 SERIES ILLUSTRATED PARTS CATALOG



Sheet 1 of 2

FIGURE 6-6. STROBE AND POSITION LIGHT INSTALLATION (C, F MODELS)

ENSTROM F-28/280 SERIES ILLUSTRATED PARTS CATALOG



Sheet 2 of 2

FIGURE 6-6. STROBE AND POSITION LIGHT INSTALLATION (C, F MODELS)

ENSTROM F-28/280 SERIES ILLUSTRATED PARTS CATALOG

FIGURE 6-6. STROBE AND POSITION LIGHT INSTALLATION (C, F MODELS)

ITEM NUMBER	PART NUMBER	DESCRIPTION	QTY PER ASSY	MODELS AFFECTED						
				F-28A	280	F-28C	280C	F-28F	280F	280FX
10	28-21002-3	. Mount Pad (LH)	1			X		X		
10	28-21002-4	. Mount Pad (RH)	1			X		X		
20A	A-1285-R-12	. Light Assembly L.H.	1			X		X		
20B	A-1285-G-12	. Light Assembly R.H.	1			X		X		
30	68-4230020-50	. Lens-Red	1			X		X		
30	A-1280-2	. Lens-Red (Superseded by 68-4230020-50)	1			X		X		
30	68-4230020-40	. Lens-Green	1			X		X		
30	A-1280-3	. Lens-Green (Superseded by 68-4230020-40)	1			X		X		
40	28-21004-1	. Light Shroud (Obsolete)	2			X		X		
50	30-0009-36	. Light Assembly Wing	2			X		X		
60	A-1280-1	. Lens-Clear	2			X		X		
70	H-103	. Adapter	2			X		X		
80	28-21011-1	. Aircraft Light Mount	1			X		X		
90	01-0770029-R	. Strobe Light - Red	2							
90	HR, DF-14R	. Strobe Light – Red (Superseded by 01-0770029-R)	2							
100	19-130074-009	. Adapter Plate	1			X		X		
100	A-440	. Adapter Plate (Superseded by 19-130074-009)	1			X		X		
110A	28-21048-1	. Position & Strobe Light Assy (LH)	1		X		X		X	
110B	28-21048-3	. Position & Strobe Light Assy (RH)	1		X		X		X	
110A	28-21048-5	. Position & Strobe Light Assy (LH)	1					X		X
110B	28-21048-6	. Position & Strobe Light Assy (RH)	1					X		X
110A	28-21048-7	. Position & Strobe Light Assy (LH) (24V) (Inactive)	1					X		X
110B	28-21048-8	. Position & Strobe Light Assy (RH) (24V) (Inactive)	1					X		X
110C*	28-21048-9	. Position & Strobe Light Assy (Red)	1					X	X	X

ENSTROM F-28/280 SERIES ILLUSTRATED PARTS CATALOG

FIGURE 6-6. STROBE AND POSITION LIGHT INSTALLATION (C, F MODELS)

ITEM NUMBER	PART NUMBER	DESCRIPTION	QTY PER ASSY	MODELS AFFECTED						
				F-28A	280	F-28C	280C	F-28F	280F	280FX
110D*	28-21048-101	. Position & Strobe Light Assy (Green)	1					X	X	X
120	68-4230020-50	. Lens-Red	1		X		X	X	X	X
120	W-1284-R	. Lens-Red (Superseded by 68-4230020-50)	1		X		X	X	X	X
120A	68-4230020-40	. Lens-Green	1		X		X	X	X	X
120A	W-1284-G	. Lens-Green (Superseded by 68-4230020-40)	1		X		X	X	X	X
130	02-0250276-00	. Flash Tube	2		X		X	X	X	X
130	A610	. Flash Tube (Superseded by 02-0250276-00)	2		X		X	X	X	X
140	34-0412070-63	. Lamp, Light 12 V	1		X		X	X	X	
140	A508-14	. Lamp, Light 12 V Tail (Superseded by 34-0412070-63)	1		X		X	X	X	
140	34-0428070-64	. Lamp, Light 28 V	1		X		X	X	X	
140	A508-28	. Lamp, Light 28 V (Superseded by 34-0428070-64)	1		X		X	X	X	
150	01-0770028-05	. Power Supply – Strobe	1			X		X		
150	A413A,HDA,DF	. Power Supply – Strobe (Superseded by 01-0770028-05)	1			X		X		
150A♦	01-0770006-08	. Power Supply	2					X	X	X
150A	A490T-DF14	. Power Supply – Strobe (Superseded by 01-0770006-08)	2					X	X	X
150B	A490T-DF28	. Power Supply (28V) (Replaced by 01-0770006-08)	2					X		X
160	AN507-632R24	. Screw	4			X		X		
170	AN507-632R14	. Screw	2		X	X	X	X		
180	NAS1149FN632P	. Washer	6			X		X		
180	AN960-6	. Washer (Superseded by NAS1149FN632P)	6			X		X		
190	MS21083N06	. Nut	12			X		X		
190	AN364-632A	. Nut (Superseded by MS21083N06)	12			X		X		
200	980-001	. Channel, Rubber, "U"	AR			X		X		

ENSTROM F-28/280 SERIES ILLUSTRATED PARTS CATALOG

FIGURE 6-6. STROBE AND POSITION LIGHT INSTALLATION (C, F MODELS)

ITEM NUMBER	PART NUMBER	DESCRIPTION	QTY PER ASSY	MODELS AFFECTED						
				F-28A	280	F-28C	280C	F-28F	280F	280FX
210	AN507-632R8	. Screw	6			X		X		
220	AN960-6L	. Washer (Superseded by NAS1149FN616P)	17			X		X		
230	A470-R	. Head Assembly – Red (Obsolete)	2			X		X		
240	28-21012-1	. Backing Plate (Obsolete)	1			X		X		
250	AN526-632R6	. Screw	12			X		X		
260	AN365-632A	. Nut	11			X		X		
270	MS35333-37	. Washer	6			X		X		
270	AN936-A6	. Washer (Superseded by MS35333-37)	6			X		X		
280	AN526-632R7	. Screw	5			X		X		
290	5/8-6NA	. Clamp	1			X		X		
300	5310-00-063-9015	. Washer, Saddle	1			X		X		
300	D6-167	. Washer (Superseded by 5310-00-063-9015)	1			X		X		
310	AN526-632R8	. Screw	1			X		X		
320	AN526-832R8	. Screw	12			X		X		X
330	NAS1149FN816P	. Washer	12			X		X		X
330	AN960-8L	. Washer (Superseded by NAS1149FN816P)	12			X		X		X
340	MS21083N08	. Nut	12			X		X		X
340	AN364-832A	. Nut (Superseded by MS21083N08)	12			X		X		X
350	34-0070373-01	. Lamp, Reflector 12 V	4			X		X		
350	34-0070373-03	. Lamp, Reflector 24 V	4			X		X		
350	1512	. Lamp, Reflector (Superseded by 34-0070373-0X)	4			X		X		
360	A469	. Flash Tube	2			X		X		
370	AN526-632R8	. Screw	4					X		X
380	AN507-632R8	. Screw	2					X		X
390	W-1290-14	. Lamp, 12 V	2		X		X	X	X	X
390	W-1290-28	. Lamp, 24 V	2		X		X	X	X	X

ENSTROM F-28/280 SERIES ILLUSTRATED PARTS CATALOG

FIGURE 6-6. STROBE AND POSITION LIGHT INSTALLATION (C, F MODELS)

ITEM NUMBER	PART NUMBER	DESCRIPTION	QTY PER ASSY	MODELS AFFECTED						
				F-28A	280	F-28C	280C	F-28F	280F	280FX
390	34-0428020-65	. Lamp, 24 V (Alternate to W-1290-28)	2		X		X	X	X	X
400	68-2290005-30	. Lens-Clear, Strobe	2		X		X	X	X	X
400	A612	. Lens-Clear, Strobe (Superseded by 68-2290005-30)	2		X		X	X	X	X
410	68-4250066-30	. Lens – Clear (Tail)	2					X		X
410	A615	. Lens-Clear (Tail) (Superseded by 68-4250066-30)	2					X		X
420	A555-H	. Light Assembly (Tail)	1		X		X	X	X	
430	68-4270002-30	. . Lens-Clear (Tail)	1		X		X	X	X	
430	A457A	. . Lens-Clear (Tail) (Superseded by 68-4270002-30)	1		X		X	X	X	
440	34-0412070-63	. . Lamp, Light, 12 V (Tail)	2					X		X
440	A508-14	. . Lamp, Light, 12 V (Tail) (Superseded by 34-0412070-63)	2					X		X

* Effectivity F-28F S/N 833 – subsequent and 280FX S/N 2148 – subsequent.
 Eligibility F-28F S/N 509 – subsequent and 280FX S/N 2001 – subsequent.
 Installed with Retainer (Qty 1) and Screw (Qty 2) (included as part of light (Item 150 or Item 160 as applicable)).
 See Figure 6-5. Item 150 and Item 160.

◆ Equivalent to A490TCF.

ENSTROM F-28/280 SERIES ILLUSTRATED PARTS CATALOG

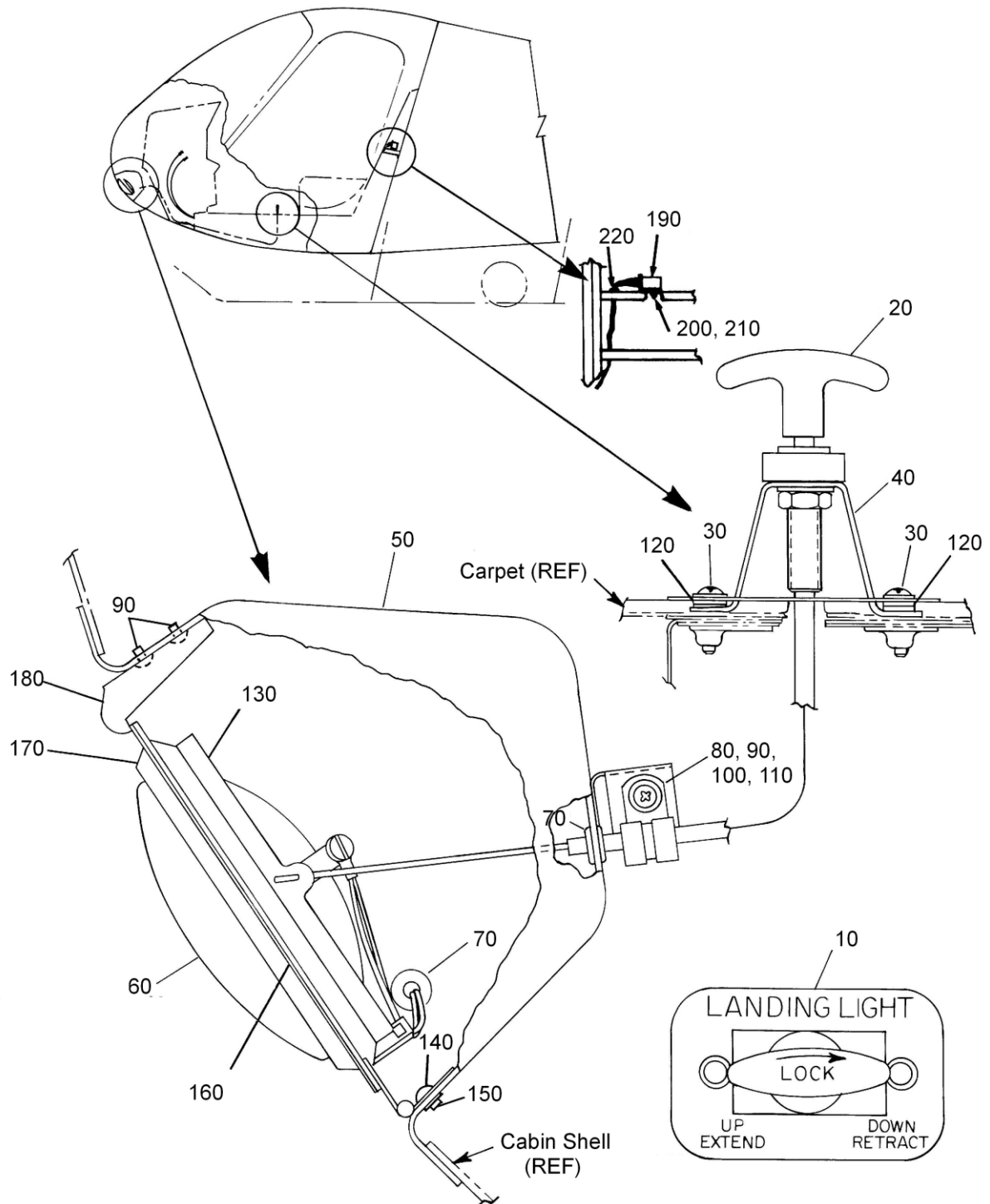


FIGURE 6-7. FORWARD LANDING LIGHT INSTALLATION (F-28C, F-28F)

ENSTROM F-28/280 SERIES ILLUSTRATED PARTS CATALOG

FIGURE 6-7. FORWARD LANDING LIGHT INSTALLATION (F-28C, F-28F)

ITEM NUMBER	PART NUMBER	DESCRIPTION	QTY PER ASSY	MODELS AFFECTED						
				F-28A	280	F-28C	280C	F-28F	280F	280FX
-	28-21053-3	Light Installation – Forward Landing	REF			X		X		
-	28-21052-1	Holder & Housing Assembly (Forward)	REF			X		X		
10	28-21035-5	. Placard (Light Landing)	1			X		X		
20	28-21024-1	. Cable Assembly	1			X		X		
30	AN526-832R10	. Screw	2			X		X		
40	28-21034-1	. Bracket	1			X		X		
*50	28-21051-11	. Housing	1			X		X		
60	4509	. Lamp: 13 Volt, 110000 C/P	1			X		X		
70	MS35489-6	. Grommet	1			X		X		
70	AN931-4-7	. Grommet (Superseded by MS35489-6)	1			X		X		
80	MS21919WDG3	. Clamp (AL)	1			X		X		
90	AN526-832R8	. Screw	3			X		X		
100	NAS1149FN816P	. Washer	2			X		X		
100	AN960-8L	. Washer (Superseded by NAS1149FN816P)	2			X		X		
110	MS21083N08	. Nut	1			X		X		
110	AN364-832A	. Nut (Superseded by MS21083N08)	1			X		X		
120	NAS1149FN832P	. Washer	4			X		X		
120	AN960-8	. Washer (Superseded by NAS1149FN832P)	4			X		X		
130	28-21043-1	. Lens Holder Assembly	1			X		X		
140	MS20470AD3-4	. Rivet	4			X		X		
150	NAS1149FN316P	. Washer	4			X		X		
150	AN960-3L	. Washer (Superseded by NAS1149FN316P)	4			X		X		
160	AN526-632R8	. Screw	4			X		X		
170	28-21009-1	. Lens Clamp	1			X		X		

ENSTROM F-28/280 SERIES ILLUSTRATED PARTS CATALOG

FIGURE 6-7. FORWARD LANDING LIGHT INSTALLATION (F-28C, F-28F)

ITEM NUMBER	PART NUMBER	DESCRIPTION	QTY PER ASSY	MODELS AFFECTED						
				F-28A	280	F-28C	280C	F-28F	280F	280FX
180	28-21050-11	. Stop	1			X		X		
190	97CSX-2 24VDC	. Relay, Power, 24 VDC	1			X		X		
190	W97CSX-2	. Relay (Superseded by 97CSX-2 24VDC)	1			X		X		
200	NAS1149FN832P	. Washer (0.032)	1			X		X		
200	AN960-8	. Washer (Superseded by NAS1149FN832P)	1			X		X		
210	MS21083N08	. Nut	1			X		X		
210	AN364-832A	. Nut (Superseded by MS21083N08)	1			X		X		
220	MS35489-6	. Grommet	1			X		X		
220	AN931-4-7	. Grommet (Superseded by MS35489-6)	1			X		X		

* This part is bonded to the cabin.

ENSTROM F-28/280 SERIES ILLUSTRATED PARTS CATALOG

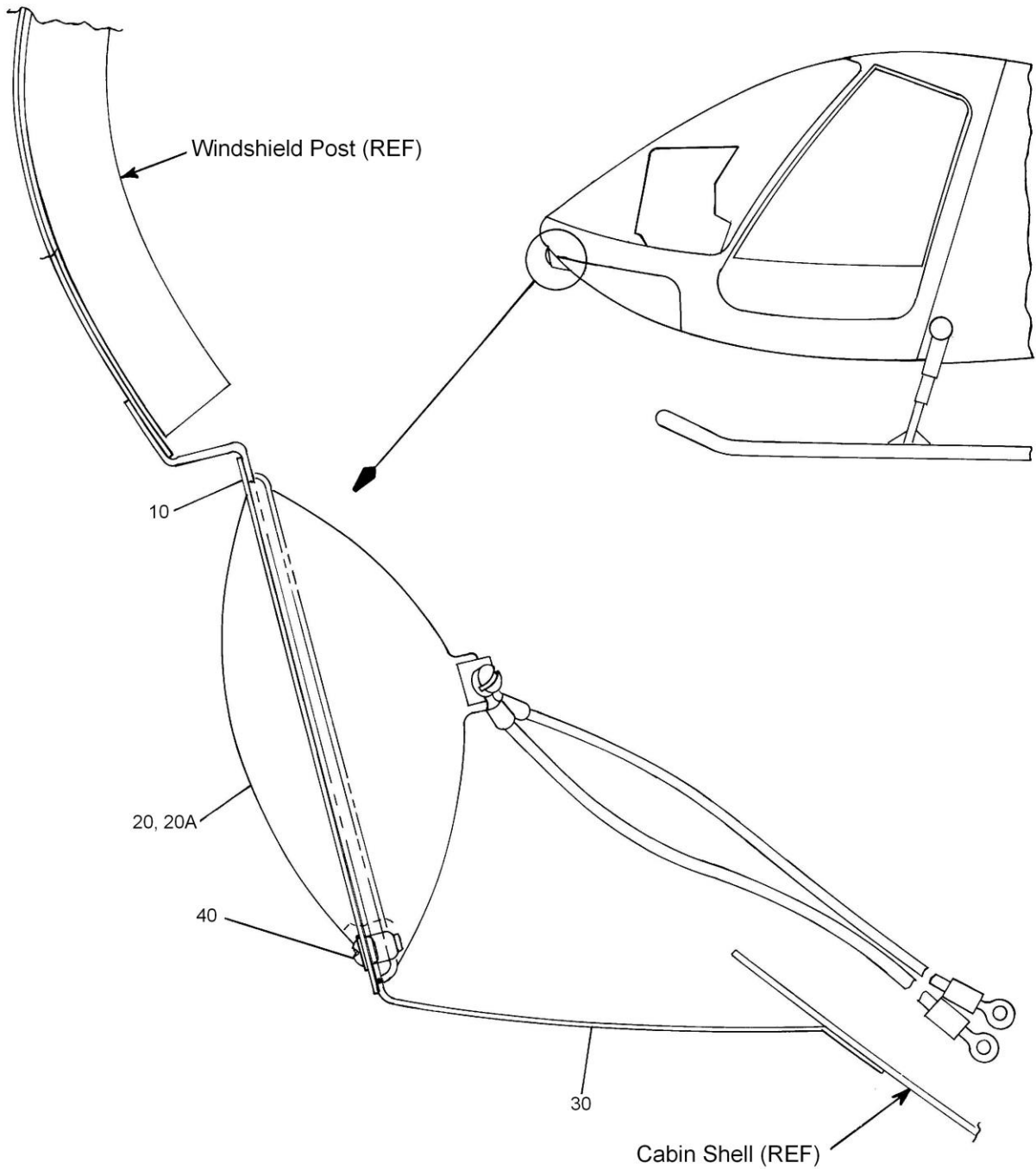


FIGURE 6-8. FORWARD LANDING LIGHT INSTALLATION (280 SERIES)

ENSTROM F-28/280 SERIES ILLUSTRATED PARTS CATALOG

FIGURE 6-8. FORWARD LANDING LIGHT INSTALLATION (280 SERIES)

ITEM NUMBER	PART NUMBER	DESCRIPTION	QTY PER ASSY	MODELS AFFECTED						
				F-28A	280	F-28C	280C	F-28F	280F	280FX
10	28-21009-1	. Lens Clamp	1		X		X		X	X
20	4509	. Lamp 13V	1		X		X		X	X
20A	4596	. Lamp: Landing 28 V	1						X	X
30*	280-210007-3	. Fairing Assembly	1							X
-	280-210007-13	. . Housing	1							X
-	CCR264-SS3-3	. . Rivet	8							X
-	NAS636A08	. . Anchor Nut	4							X
30*	280-210007-1	. Fairing Assembly	1		X		X		X	
-	280-210007-11	. . Housing	1		X		X		X	
-	CCR264-SS3-3	. . Rivet	8		X		X		X	
-	NAS636A08	. . Anchor Nut	4		X		X		X	
40	AN526-832R8	. Screw	4		X		X		X	X

* This part is bonded to the cabin.

ENSTROM F-28/280 SERIES ILLUSTRATED PARTS CATALOG

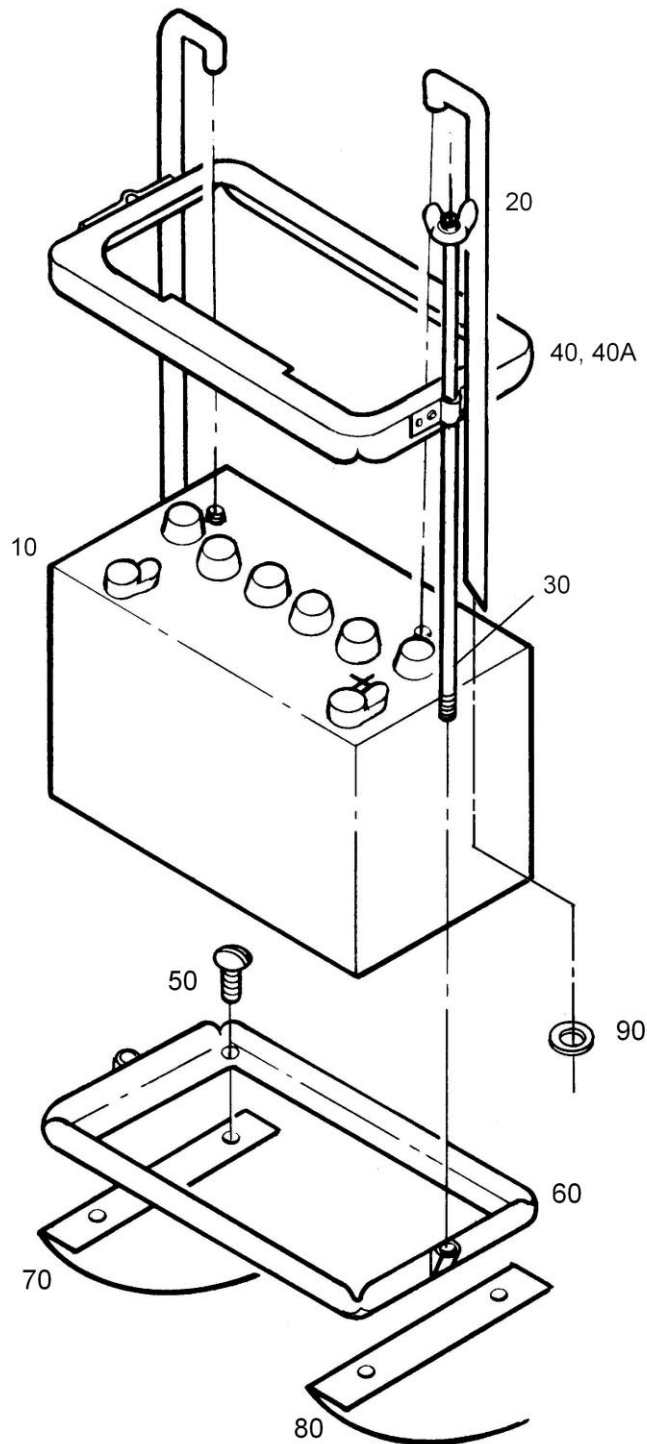


FIGURE 6-9. BATTERY INSTALLATION (F-28A, 280)

ENSTROM F-28/280 SERIES ILLUSTRATED PARTS CATALOG

FIGURE 6-9. BATTERY INSTALLATION (F-28A, 280)

ITEM NUMBER	PART NUMBER	DESCRIPTION	QTY PER ASSY	MODELS AFFECTED						
				F-28A	280	F-28C	280C	F-28F	280F	280FX
10	AC78M	. Exide Battery (or Equivalent)	1	X	X					
20	64021	. Vent Line (or Equivalent)	2	X	X					
30	28-19106-5	. Rod Assembly	2	X	X					
30	28-19106-3	. Rod Assembly (Superseded by 28-19106-5)	2	X	X					
30	28-19106-1	. Rod (Superseded by 28-19106-3)	2	X	X					
40	28-19104-1	. Top Battery Retainer Assembly	1	X	X					
50	AN507-832-16	. Screw	4	X	X					
60	28-19105-1	. Bottom Battery Retainer Assembly	1	X	X					
70	28-11360-1	. Support Bulkhead	1	X	X					
80	280-113019-31	. Support Battery Seat	2	X	X					
90	AN931-8-13	. Grommet	2	X	X					

Note: Item #4 may require changing when a battery other than AC78M is installed.

ENSTROM F-28/280 SERIES ILLUSTRATED PARTS CATALOG

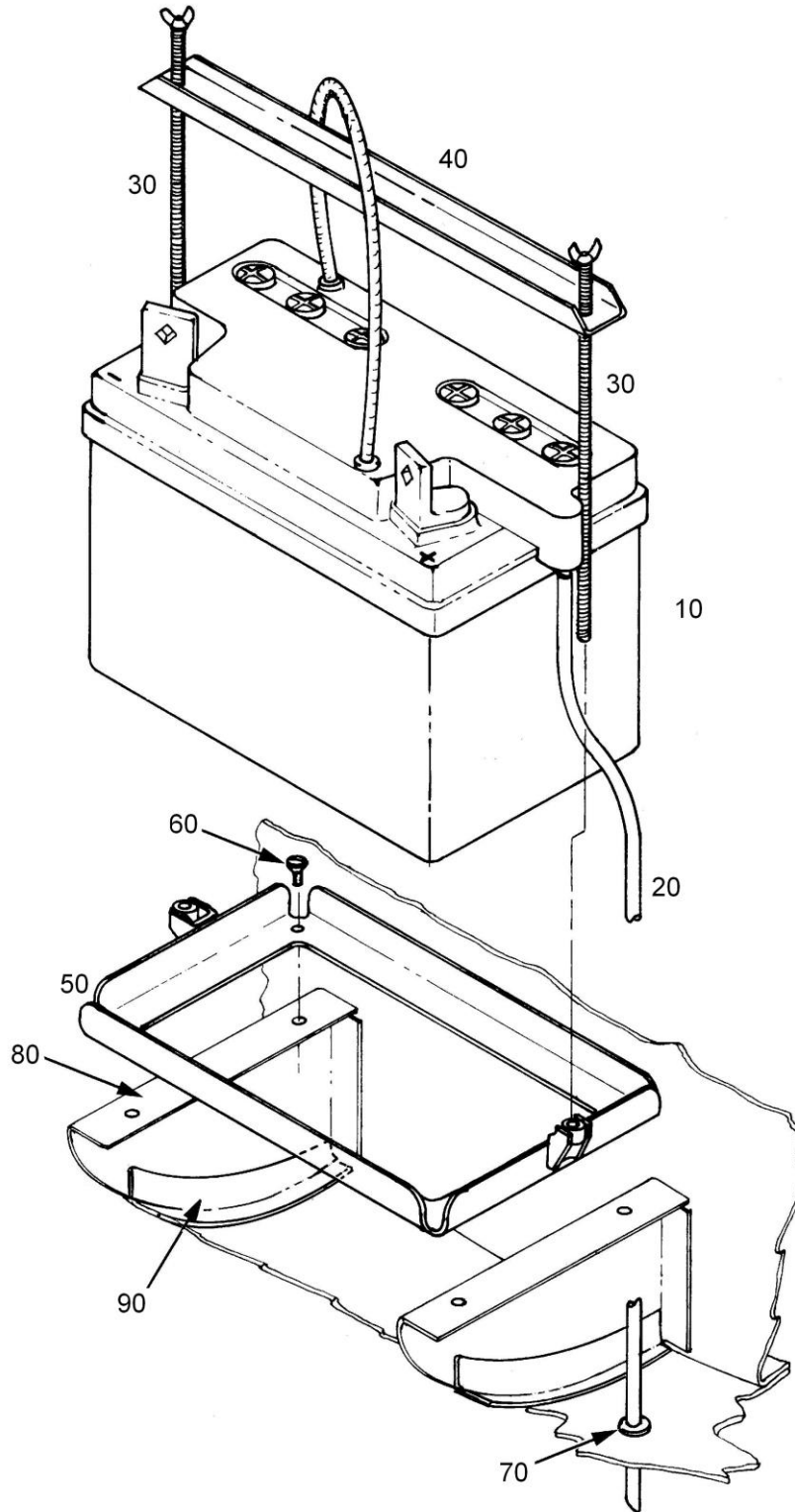


FIGURE 6-10. 12 VOLT BATTERY INSTALLATION (C, F, FX Models)

ENSTROM F-28/280 SERIES ILLUSTRATED PARTS CATALOG

FIGURE 6-10. 12 VOLT BATTERY INSTALLATION (C, F, FX Models)

ITEM NUMBER	PART NUMBER	DESCRIPTION	QTY PER ASSY	MODELS AFFECTED						
				F-28A	280	F-28C	280C	F-28F	280F	280FX
10	RG-35	. Battery 12V	1			X	X	X	X	X
10	R35M	. Battery 12 V	1			X	X	X	X	X
10	CB35M	. Battery 12V	1			X	X	X	X	X
20	300-037	. Vent Tubing	A/R			X	X	X	X	X
30	28-19106-5	. Rod Assembly	2			X	X	X	X	X
30	28-19106-3	. Rod Assembly (Superseded by 28-19106-5)	2			X	X	X	X	X
40	28-19103-1	. Battery Retainer Assembly (Top)	1			X	X	X	X	X
50	28-19105-1	. Bottom Battery Retainer Assembly	1			X	X	X	X	X
60	AN525-832R8	. Screw	4			X	X	X	X	X
60	AN526-832R8	. Screw (Superseded by AN525-832R8)	4			X	X	X	X	X
70	MS35489-6	. Grommet	1			X	X	X	X	X
70	AN931-4-7	. Grommet (Superseded by MS35489-6)	1			X	X	X	X	X
80	280-113016-29	. Battery Support	2			X	X	X	X	X
90	280-113016-31	. Stiffener	2			X	X	X	X	X

ENSTROM F-28/280 SERIES ILLUSTRATED PARTS CATALOG

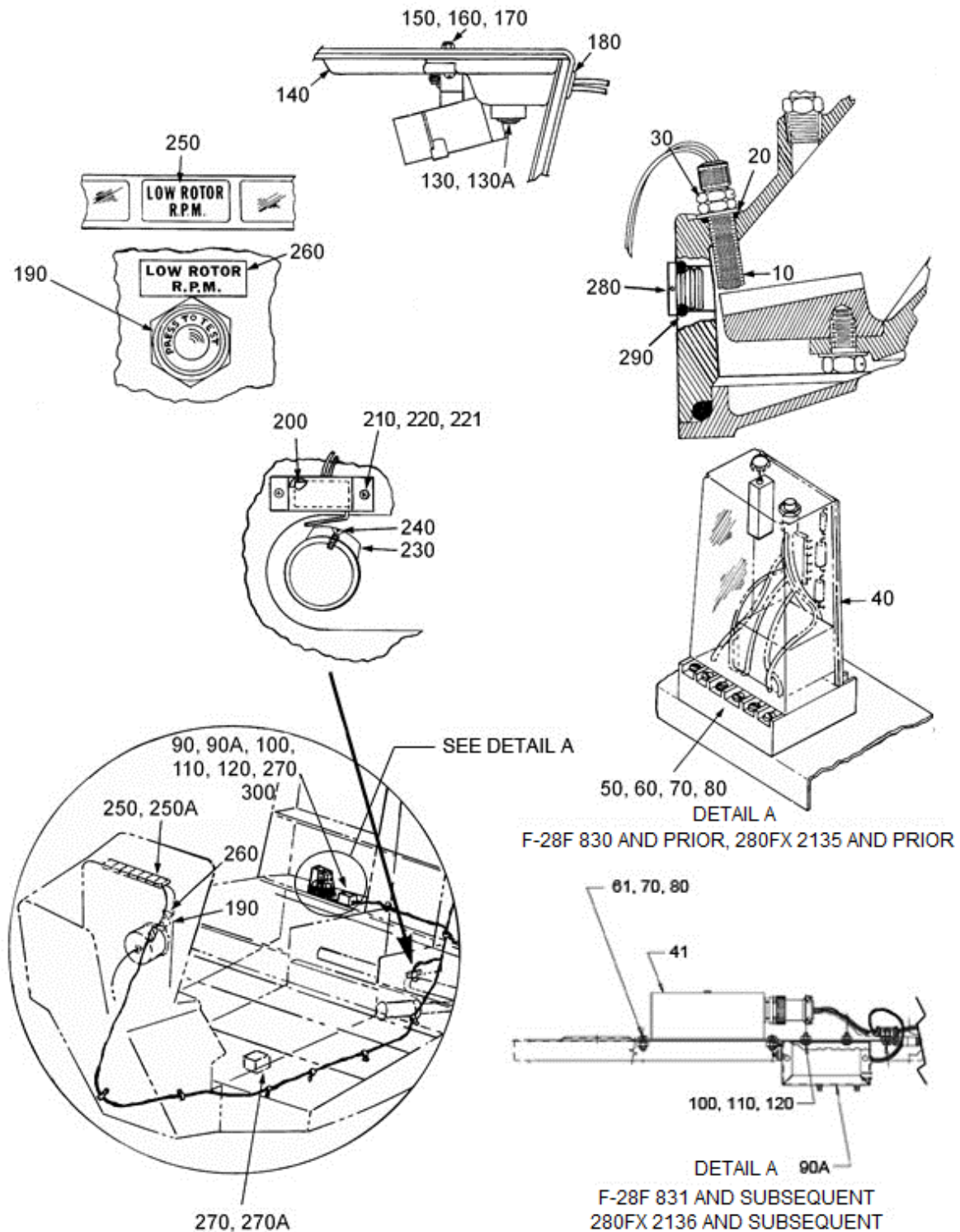


FIGURE 6-11. ANNUNCIATOR SYSTEMS INSTALLATION

ENSTROM F-28/280 SERIES ILLUSTRATED PARTS CATALOG

FIGURE 6-11. ANNUNCIATOR SYSTEMS INSTALLATION

ITEM NUMBER	PART NUMBER	DESCRIPTION	QTY PER ASSY	MODELS AFFECTED						
				F-28A	280	F-28C	280C	F-28F	280F	280FX
10	4192509-901	. Magnetic Pickup	1					X		X
-	1-480319-0	. . Housing: Cap, 2P Pin Contact	1					X		X
-	60618-1	. . Contact: Pin, 30-22 AWG (0.058")	2					X		X
-	726621	. Magnetic Pickup	1					X		X
20	MS28778-4	. O-ring	1					X		X
30	AN316-6R	. Nut, Jam, 3/8-24 UNF-3B RH	1					X		X
40	726607	. Amplifier	1					X		X
41	ECD4079-1	. Hi-Low Rotor Switch	1					X		X
50	58390	. Socket, In-Line, Speed Module	1					X		X
60	AN515-8R14	. Screw	2					X		X
61	MS35206-244	. Screw	4					X		X
70**	NAS1149FN832P	. Washer (0.032)	6					X		X
80**	MS21083N08	. Nut	2					X		X
90	ECD073-1	. Tone Generator Assembly (12 Volt)	1					X		X
90A	ECD073-3	. Tone Generator Assembly (24 Volt)	1					X		X
100	MS35206-228	. Screw	2					X		X
110	NAS1149FN632P	. Washer	4					X		X
120	MS21044N06	. Nut	2					X		X
130	SC628ANPR	. Horn: Pulse, Loud Fast Tone	1					X		X
130	SC616NJ	. Horn: Pulse, Loud Slow Tone (Superseded by SC628ANPR)	1					X		X
140*	28-116002-13	. Cover	1					X		X
140*	28-116002-15	. Cover (24V system)	1					X		X
150*	AN525-832R14	. Screw	2					X		X

ENSTROM F-28/280 SERIES ILLUSTRATED PARTS CATALOG

FIGURE 6-11. ANNUNCIATOR SYSTEMS INSTALLATION

ITEM NUMBER	PART NUMBER	DESCRIPTION	QTY PER ASSY	MODELS AFFECTED						
				F-28A	280	F-28C	280C	F-28F	280F	280FX
160	MS21083N08	. Nut	5					X		X
170	AN960-8	. Washer	4					X		X
180	AN931-4-7	. Grommet	1					X		X
190	803-1710-0331-504	. Indicator Light	1					X		
200	28-132022-2	. Micro-Switch Assembly	1					X		X
200Δ	28-132022-3	. Micro-Switch Assembly	1					X		X
210	AN526-832R10	. Screw	2					X		X
210Δ	AN526-832R7	. Screw	2					X		X
220	AN960-8	. Washer	4					X		X
220Δ	NAS1149DN832H	. Washer	4					X		X
221	AN365-832A	. Locknut	2					X		X
221Δ	MS21044N08	. Nut	2					X		X
-Δ	4199072-11	. Actuator Contactor Positioner	1					X		X
-	CR3213-5-04	. . Rivet	2					X		X
-	MS16998-10L	. . Cap Screw	1					X		X
-	NAS620-6L	. . Washer	1					X		X
230Δ	28-16650-11	. Actuator Contactor	1					X		X
230†	28-19048-13	. Block (Alternate)	1					X		X
230	28-19048-11	. Block	1					X		X
240	AN509-832R4	. Screw	2					X		X
250	28-19047-11	. "Low Rotor RPM" Filter	1							X
250	28-19047-1	. "Low Rotor RPM" Filter (Superseded by 28-19047-1)	1							X
260	28-18143-11	. Placard (Low Rotor RPM)	1					X		
270	R10-E6-Y2-V185	. Relay, Socket, 12VDC	2					X		X
270	R10-E6-X2-V700	. Relay 24 Volt	2					X		X
-	28-19041-111	. Relay Box Assembly	1					X		X
-	28-19131-1	. . Mini Box Assembly	1					X		X

ENSTROM F-28/280 SERIES ILLUSTRATED PARTS CATALOG

FIGURE 6-11. ANNUNCIATOR SYSTEMS INSTALLATION

ITEM NUMBER	PART NUMBER	DESCRIPTION	QTY PER ASSY	MODELS AFFECTED						
				F-28A	280	F-28C	280C	F-28F	280F	280FX
-	MS35206-230	. . Screw	2					X		X
-	NAS1149FN616P	. . Washer	4					X		X
-	MS21083N06	. . Nut	2					X		X
-	NS35649-262	. . Nut	2					X		X
-	MS35489-4	. . Grommet	1					X		X
-	NAS1149FN616P	. Washer	2					X		X
-	AN365-632A	. Nut	2					X		X
280	28-14368-1	. Grip	1					X		X
290	MS28775-116	. O-Ring	1					X		X
300	CBLS18C	. Circuit Board Support	1					X		X

* Remount Map Light, if installed, when replacing these parts.

** Quantity of four (4) when used with ECD4079-1.

† Required if three collective up switches are installed.

Δ F-28F S/N 832 – subsequent and 280FX S/N 2147 – subsequent.

ENSTROM F-28/280 SERIES ILLUSTRATED PARTS CATALOG

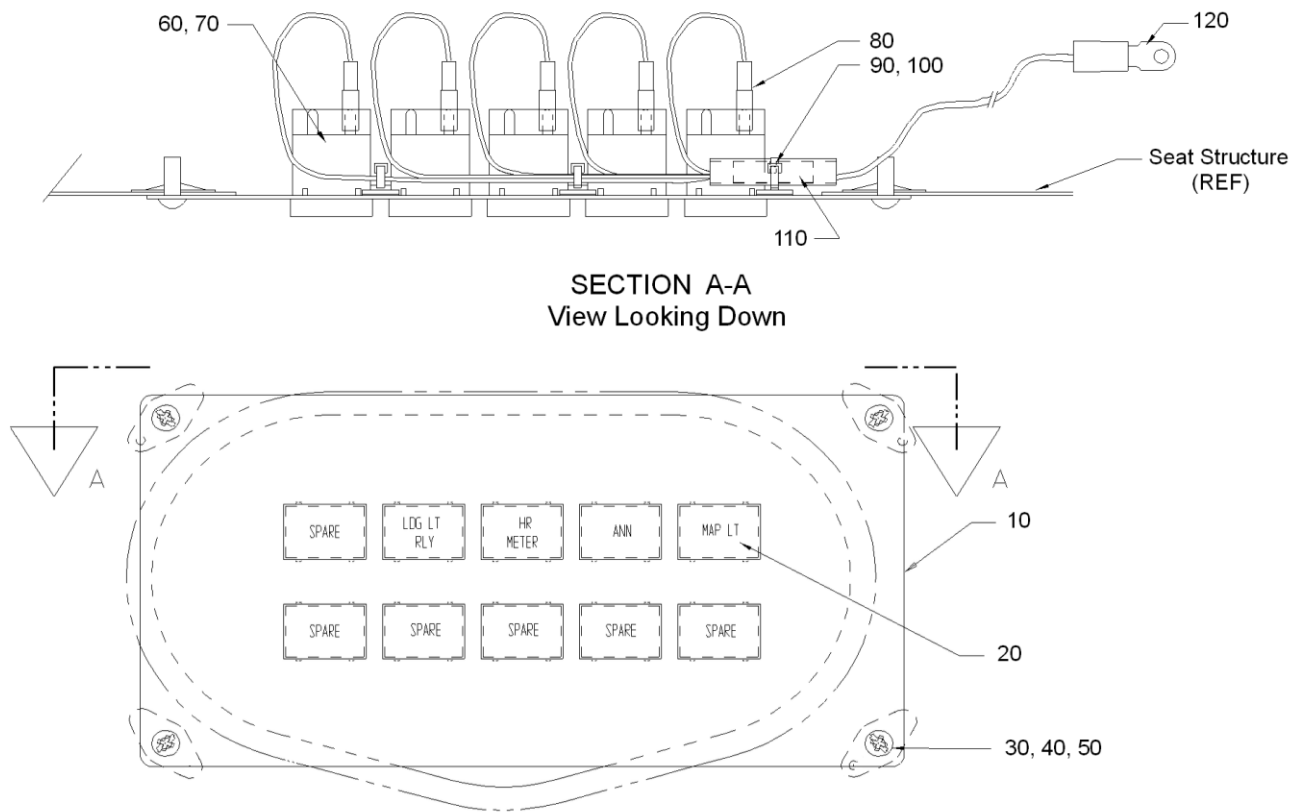


FIGURE 6-12. FUSE PANEL (F-28F, 280FX)

ENSTROM F-28/280 SERIES ILLUSTRATED PARTS CATALOG

FIGURE 6-12. FUSE PANEL (F-28F, 280FX)

ITEM NUMBER	PART NUMBER	DESCRIPTION	QTY PER ASSY	MODELS AFFECTED						
				F-28A	280	F-28C	280C	F-28F	280F	280FX
-	28-19073	Fuse Panel Install	REF					X		X
10	28-18167-19	. Panel (Fuse 4 Holes)	A/R					X		X
10	28-18167-11	. Panel (Fuse 5 Holes)	A/R					X		X
10	28-18167-13	. Panel (Fuse 6 Holes)	A/R					X		X
10	28-18167-15	. Panel (Fuse 7 Holes)	A/R					X		X
10	28-18167-17	. Panel (Fuse 8 Holes)	A/R					X		X
10	28-18167-21	. Panel (Fuse 9 Holes)	A/R					X		X
10	28-18167-23	. Panel (Fuse 10 Holes)	A/R					X		X
10	28-18167-25	. Panel (Fuse 5 Holes Plus Hour Meter)	A/R					X		X
10	28-18167-27	. Panel (Fuse 10 Holes Plus Hour Meter)	A/R					X		X
20	4119835-33	. Avionics Placards	1					X		X
30	6X3/8	. Screw	4					X		X
40	A06191-8Z-1D	. Nut Plate	4					X		X
40	C6191-8Z-1	. Nut, Tinnerman (Superseded by 12LHTA17M-62)	4					X		X
50	NAS1097AD3-3	. Rivet	4					X		X
50	MS20426AD3-3	. Rivet (Superseded by NAS1097AD3-3)	4					X		X
60†	286377	. Holder, Fuse, 2 Ag Flip-Top	A/R					X		X
70*†	229001P	. Fuse (Slo-Blo, 1A 2AG Cartridge)	A/R					X		X
80†	AA-2204	. Terminal, Q/D, 0.110" (22-18) FM	A/R					X		X
90	ABM1M-A-C	. Mount: Tie, 0.500" Sq. Cable	3					X		X
100	SST1M-MP	. Tie, Cable, 4" (0.100") Nylon	3					X		X
110	CS-N-346	. Splice	1					X		X
120	C-836-06	. Terminal, Ring, #5-6, 12-10 AWG	1					X		X
120	AA8131	. Terminal (Superseded by C-836-06)	1					X		X

* Amperage capacity determined by circuit requirements.

† Quantities vary depending on the number of fuses in the selected panel.

ENSTROM F-28/280 SERIES ILLUSTRATED PARTS CATALOG

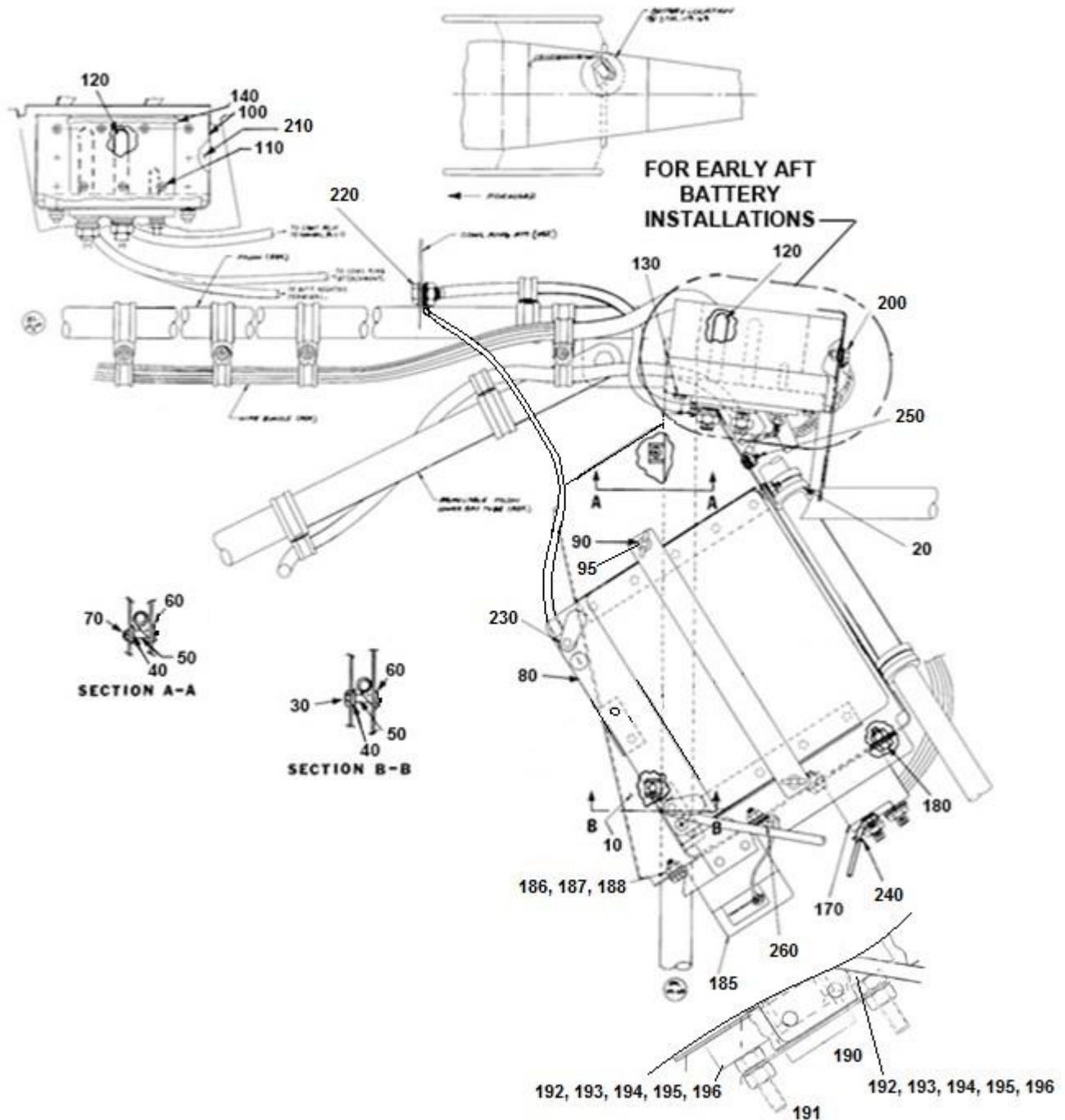


FIGURE 6-13. 24 VOLT BATTERY INSTALLATION (ALL MODELS)

ENSTROM F-28/280 SERIES ILLUSTRATED PARTS CATALOG

FIGURE 6-13. 24 VOLT BATTERY INSTALLATION (ALL MODELS)

ITEM NUMBER	PART NUMBER	DESCRIPTION	QTY PER ASSY	MODELS AFFECTED						
				F-28A	280	F-28C	280C	F-28F	280F	280FX
10	28-22561-3	. Battery Retainer Assembly (Aft)	1	X	X	X	X	X	X	X
20	MS21919WDG12	. Clamp	2	X	X	X	X	X	X	X
20	MS21919-DG12	. Clamp (Superseded by MS21919WDG12)	2	X	X	X	X	X	X	X
-	AN526-1032R8	. Screw	2	X	X	X	X	X	X	X
-	NAS1149F0363P	. Washer (0.063")	2	X	X	X	X	X	X	X
-	AN960-10	. Washer (Superseded by NAS1149F0363P)	2	X	X	X	X	X	X	X
-	MS21083N3	. Nut	2	X	X	X	X	X	X	X
-	AN364-1032A	. Nut (Superseded by MS21083N3)	2	X	X	X	X	X	X	X
30	AN3-14A	. Bolt	1	X	X	X	X	X	X	X
40	NAS1149F0332P	. Washer	2	X	X	X	X	X	X	X
40	AN960-10L	. Washer (Superseded by NAS1149F0332P)	2	X	X	X	X	X	X	X
50	28-22562-17	. Spacer	2	X	X	X	X	X	X	X
60	NAS1149F0332P	. Washer	2	X	X	X	X	X	X	X
60	AN960-10L	. Washer (Superseded by NAS1149F0332P)	2	X	X	X	X	X	X	X
70	AN525-10R24	. Screw	1	X	X	X	X	X	X	X
80	RG24-11M	. Battery	1	X	X	X	X	X	X	X
80	G-243	. Battery 24V (Alternate)	1	X	X	X	X	X	X	X
90	28-19106-5	. Rod Assembly	2	X	X	X	X	X	X	X
95	AN970-3	. Washer	2	X	X	X	X	X	X	X
100	28-22563-5	. Bracket Assembly	1	X	X	X	X	X	X	X
110	CR3213-4-2	. Rivet	6	X	X	X	X	X	X	X
120	AN2552-3A	. Receptacle	1	X	X	X	X	X	X	X
130	AN507-1032R14	. Screw	2	X	X	X	X	X	X	X
-	NAS1149F0332P	. Washer	2	X	X	X	X	X	X	X
-	AN960-10L	. Washer (Superseded by NAS1149F0332P)	2	X	X	X	X	X	X	X

ENSTROM F-28/280 SERIES ILLUSTRATED PARTS CATALOG

FIGURE 6-13. 24 VOLT BATTERY INSTALLATION (ALL MODELS)

ITEM NUMBER	PART NUMBER	DESCRIPTION	QTY PER ASSY	MODELS AFFECTED						
				F-28A	280	F-28C	280C	F-28F	280F	280FX
-	MS21083N3	. Nut	2	X	X	X	X	X	X	X
-	AN364-1032A	. Nut (Superseded by MS21083N3)	2	X	X	X	X	X	X	X
140	28-19055-11	. Placard (Ext. Power 28 Volt)	1	X	X	X	X	X	X	X
170	SAZ-4401-1	. Starter Relay 24V	1	X	X	X	X	X	X	X
180	AN4-3A	. Bolt	2					X		X
-	NAS1149F0432P	. Washer	2					X		X
-	AN960-416L	. Washer (Superseded by NAS1149F0432P)	2					X		X
-	AN364-428A	. Nut	2					X		X
-	MS25171-1S	. Nipple	2					X		X
-	MS25171-2S	. Nipple	1					X		X
-	MS25171-4S	. Nipple	1					X		X
185	7235-1-100	. Breaker, Circuit, 100A Thermal (Superseded by ANL80)	1					X		X
186	AN3-4A	. Bolt	1					X		X
187	NAS1149F0332P	. Washer	2					X		X
187	AN960-10L	. Washer (Superseded by NAS1149F0332P)	2					X		X
188	MS21083N3	. Nut	1					X		X
188	AN364-1032A	. Nut (Superseded by MS21083N3)	1					X		X
190	ANL80	. Limiter, Current	1					X		X
-	AN960C516L	. Washer	2					X		X
191*	4164	. Block: Fuse	1					X		X
-	MS25171-2S	. Nipple	2					X		X
192*	MS24694-S58	. Screw	2					X		X
192*	AN509-10R16	. Screw (Superseded by MS24694-S58)	2					X		X
193*	NAS1149F0363P	. Washer (0.063")	2					X		X
193*	AN960-10	. Washer (Superseded by NAS1149F0363P)	2					X		X
194*	NAS1149F0332P	. Washer	2					X		X

ENSTROM F-28/280 SERIES ILLUSTRATED PARTS CATALOG

FIGURE 6-13. 24 VOLT BATTERY INSTALLATION (ALL MODELS)

ITEM NUMBER	PART NUMBER	DESCRIPTION	QTY PER ASSY	MODELS AFFECTED						
				F-28A	280	F-28C	280C	F-28F	280F	280FX
194*	AN960-10L	. Washer (Superseded by NAS1149F0332P)	2					X		X
195*	MS21083N3	. Nut	2					X		X
195*	AN364-1032A	. Nut (Superseded by MS21083N3)	2					X		X
196*	AN960-C516L	. Washer	2					X		X
200	28-01011-3	. Ground Strap Assembly	1					X		X
-	AN3-6A	. Bolt	1					X		X
-	AN960-10	. Washer	2					X		X
-	AN935-10	. Washer (#10)	1					X		X
-	AN345-10	. Nut	1					X		X
-	MS25171-2S	. Nipple	2					X		X
210	28-10-60-11	. Spacer	1					X		X
220	AN5-4A	. Bolt	1					X		X
-	AN936A516	. Washer	1					X		X
-	NAS1149F0532P	. Washer	2					X		X
-	AN960-516L	. Washer (Superseded by NAS1149F0532P)	2					X		X
-	AN341-516	. Nut	1					X		X
230	MS25171-3S	. Nipple	5					X		X
240	MS25171-1S	. Nipple	1					X		X
250	AN526-832R6	. Screw	1					X		X
250	AN526-832R8	. Screw (Replaced by AN526-832R6)	1					X		X
-	MS35338-42	. Washer (#8 Light)	1					X		X
-	AN935-8	. Washer (Superseded By MS35338-42)	1					X		X
-	NAS1149FN832P	. Washer (0.032)	1					X		X
-	AN960-8	. Washer (Superseded by NAS1149FN832P)	1					X		X
-	MS35649-282	. Nut	1					X		X
-	AN340-8	. Nut (Superseded By MS35649-282)	1					X		X
260	AN3-4A	. Bolt (Use with 7235-1-100)	2					X		X

ENSTROM F-28/280 SERIES ILLUSTRATED PARTS CATALOG

FIGURE 6-13. 24 VOLT BATTERY INSTALLATION (ALL MODELS)

ITEM NUMBER	PART NUMBER	DESCRIPTION	QTY PER ASSY	MODELS AFFECTED						
				F-28A	280	F-28C	280C	F-28F	280F	280FX
-	NAS1149F0332P	. Washer (Use with 7235-1-100)	2					X		X
-	AN960-10L	. Washer (Superseded by NAS1149F0332P)	2					X		X
-	MS21083N3	. Nut (Use with 7235-1-100)	2					X		X
-	AN364-1032A	. Nut (Superseded by MS21083N3)	2					X		X

* Effectivity F-28F S/N 815 – subsequent and 280FX S/N 2089 – subsequent.

ENSTROM F-28/280 SERIES ILLUSTRATED PARTS CATALOG

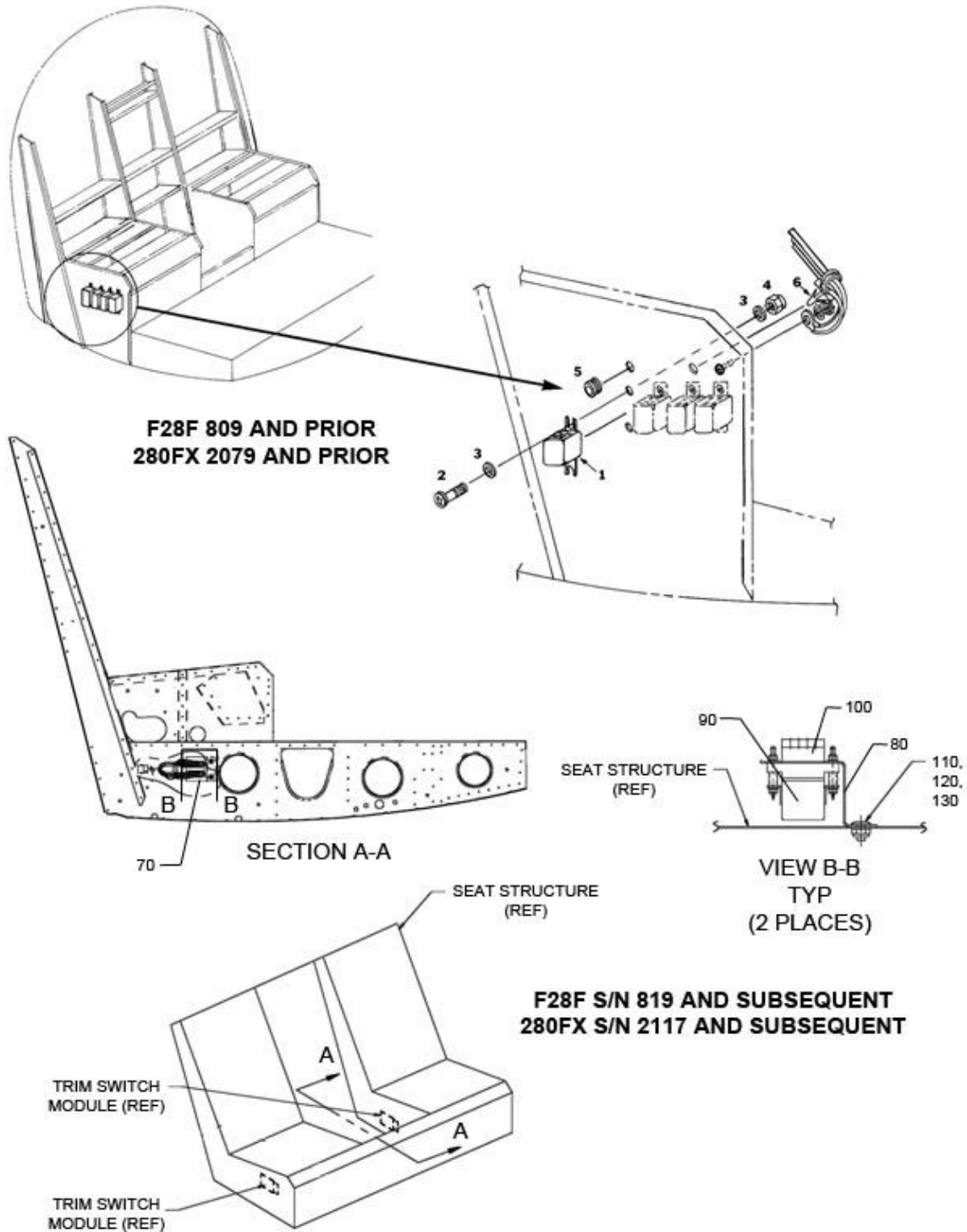


FIGURE 6-14. TRIM RELAY INSTALLATION 24 VOLT (F-28F, 280FX)

ENSTROM F-28/280 SERIES ILLUSTRATED PARTS CATALOG

FIGURE 6-14. TRIM RELAY INSTALLATION 24 VOLT (F-28F, 280FX)

ITEM NUMBER	PART NUMBER	DESCRIPTION	QTY PER ASSY	MODELS AFFECTED						
				F-28A	280	F-28C	280C	F-28F	280F	280FX
—*	28-19040-5	Wire Install. – Motor, Cyclic Trim	REF					X		X
10*	KUP-14D55-24	. Relay: Trim, 24V 10A 3PDT	4					X		X
10*	KUP-14D55-472	. Relay (Superseded by KUP-14D55-24)	4					X		X
20*	AN526-632R5	. Screw	8					X		X
30*	AN960-6L	. Washer	16					X		X
40*	MS21083N06	. Nut	8					X		X
40*	AN364-632A	. Nut (Superseded by MS21083N06)	8					X		X
50*	AN931-6-10	. Grommet (0.625)	1					X		X
60*	PWMS-H25-C	. Mount, Push, Cable Tie	1					X		X
—*	B-00375-4	. Sensor Low Voltage 12 Volt	1					X		X
—*	B-00378-5	. Sensor, Low Voltage, 28 Volt	1					X		X
—	28-16030-3	Trim Switch Module Installation (28V)	REF					X		X
—	28-16030-1	Trim Switch Module Installation (14V)	REF					X		X
70	4199059-3	. Trim Switch Module (28V)	2					X		X
70	28-19025-1	. Trim Switch Module (14V)						X		X
70**†	4199059-1	. Trim Switch Module (12V & 24V) (Superseded by 4199059-3 or 28-19025-1)	2					X		X
80	4196609-11	. . Bracket	1					X		X
90	J-D4N-300M	. . Relay 28VDC Coil (Use with 4199059-3)	2					X		X
90	M83536/10-024M	. . Relay (28V) (Superseded by J-D4N-300M)	2					X		X
90	M83536/10-015M	. . Relay (14V) (Use with 28-19025-1)	2					X		X
100	M12883/41-14	. . Socket	2					X		X
110	AN526-1032R6	. Screw	4					X		X
120	AN960-10L	. Washer	4					X		X
130	AN364-1032A	. Nut	4					X		X

ENSTROM F-28/280 SERIES ILLUSTRATED PARTS CATALOG

- * Obsolete. Upgrade to current installation using 28-01062-111 Trim Relay Conversion Kit (28V)
- ** Installed on F28F S/N 810 through 818 and 280FX S/N 2080 through 2116.
- † Obsolete. Upgrade to current 28V installation using 28-01062-111 Trim Relay Conversion Kit (28V). For F28F S/N 815 and 280FX S/N 2092, upgrade to current 14V installation using 28-01062-113 Trim Relay Conversion Kit (14V).

ENSTROM F-28/280 SERIES ILLUSTRATED PARTS CATALOG

SECTION 7

STRUCTURES

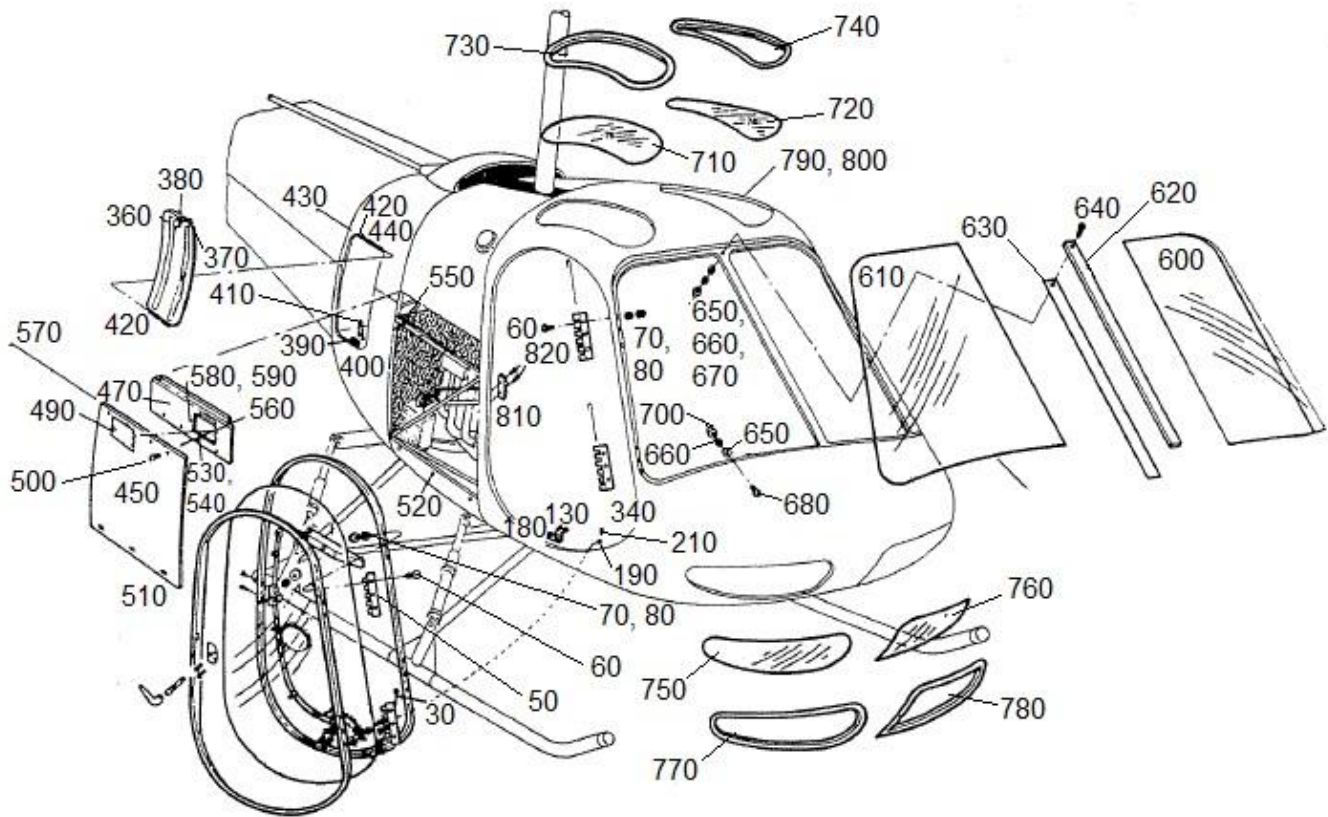
TABLE OF CONTENTS

	Cover Page	7-1
	Table of Contents	7-1
7-1	Windows, Doors, and Compartment Enclosures (F-28A, F-28C, F-28F)	7-3
7-2	Window Installation (F-28A, F-28C, F-28F)	7-13
7-3	Sliding Window Vent Installation (F-28F)	7-15
7-4	Door Assembly and Installation (F-28F S/N 745 & Sub)	7-19
7-5	Windows, Doors, and Compartment Enclosure (280, 280C, 280F, 280FX)	7-27
7-6	280FX Cabin Doors Assembly/Installation	7-37
7-7	280FX Cabin Closeout Installation	7-43
7-8	Cowling (F-28A, F-28C)	7-45
7-9	Cowling (280, 280C)	7-49
7-10	Cowling (F-28F, 280FX)	7-53
7-11	Engine Compartment Enclosures	7-61
7-12	Three-Piece Airscoop (280FX)	7-65
7-13	Cabin Installation and Pylon and Tailcone Assembly	7-67
7-14	Tailcone Bulkhead and Skin Enclosures	7-71
7-15	Stabilizer and Tailcone Extension (F-28A, F-28C, F-28F)	7-75
7-16	Stabilizer and Tailcone Extension (280, 280C, 280F)	7-79
7-17	Stabilizer and Tailcone Extension (F-28F, 280FX)	7-83
7-18	Tail Rotor Drive Shaft Cover	7-87
7-19	Pylon Assembly to Landing Gear	7-91
7-20	Landing Gear Assembly	7-93
7-21	Oleo Strut Assembly	7-101
7-22	Landing Gear Fairings	7-105

ENSTROM F-28/280 SERIES ILLUSTRATED PARTS CATALOG

INTENTIONALLY LEFT BLANK

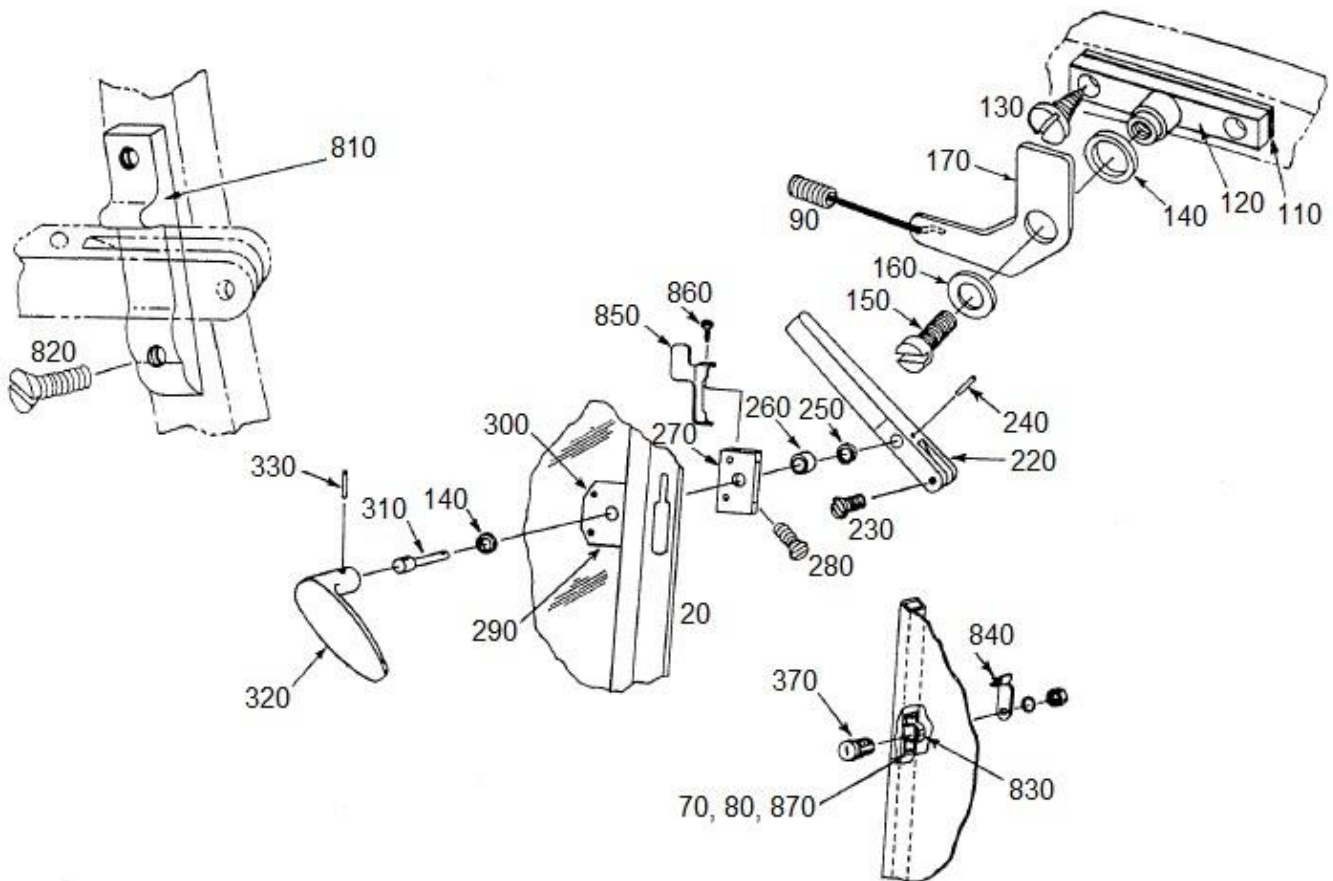
ENSTROM F-28/280 SERIES ILLUSTRATED PARTS CATALOG



Sheet 1 of 3

FIGURE 7-1. WINDOWS, DOORS, AND COMPARTMENT ENCLOSURES (F-28A, F-28C, F-28F)

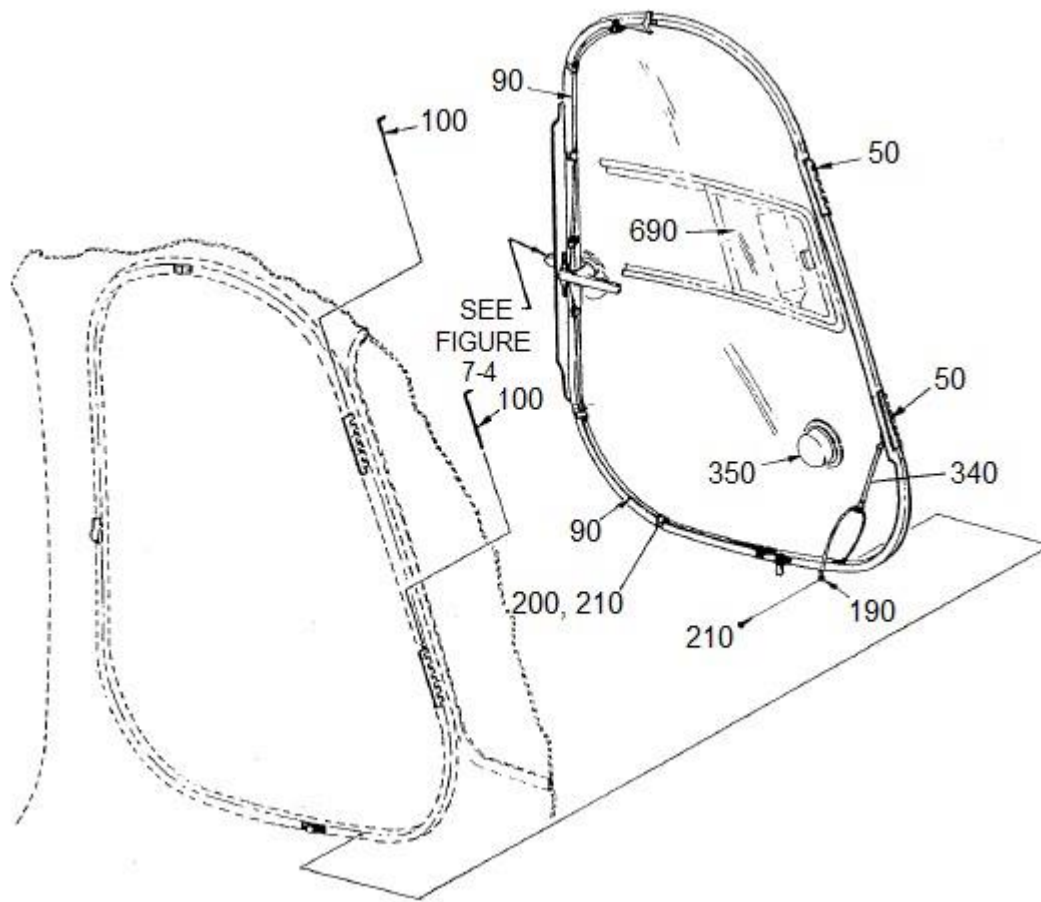
ENSTROM F-28/280 SERIES ILLUSTRATED PARTS CATALOG



Sheet 2 of 3

FIGURE 7-1. WINDOWS, DOORS, AND COMPARTMENT ENCLOSURES (F-28A, F-28C, F-28F)

ENSTROM F-28/280 SERIES ILLUSTRATED PARTS CATALOG



Sheet 3 of 3

FIGURE 7-1. WINDOWS, DOORS, AND COMPARTMENT ENCLOSURES (F-28A, F-28C, F-28F)

ENSTROM F-28/280 SERIES ILLUSTRATED PARTS CATALOG

FIGURE 7-1. WINDOWS, DOORS, AND COMPARTMENT ENCLOSURES (F-28A, F-28C, F-28F)

ITEM NUMBER	PART NUMBER	DESCRIPTION	QTY PER ASSY	MODELS AFFECTED						
				F-28A	280	F-28C	280C	F-28F	280F	280FX
-	28-11300	Cabin Installation	REF	X		X		X		
-10	28-11310-1	. Door Assembly, R/H	1	X		X		X		
20	28-11310-2	. Door Assembly, L/H	1	X		X		X		
30	28-11310-7	. Door Frame, R/H	1	X		X		X		
-40	28-11310-8	. Door Frame, L/H	1	X		X		X		
50	28-11310-11	. Door Hinge	2	X		X		X		
60	MS24694-S15	. Screw	12	X		X		X		
60	AN509-8R18	. Screw (Superseded by MS24694-S15)	12	X		X		X		
70	NAS1149FN816P	. Washer	12	X		X		X		
70	AN960-8L	. Washer (Alternate)	12	X		X		X		
80	MS20365-832	. Nut	12	X		X		X		
80	AN365-832	. Nut (Alternate)	12	X		X		X		
-	28-11418-1	. Door Latch Assembly, L/H	1	X		X		X		
-	28-11418-2	. Door Latch Assembly, R/H	1	X		X		X		
90	300-071-CS	. . Cable	2	X		X		X		
100	28-11310-905	. . Hinge Pin	4	X		X		X		
110	28-11436	. . Shims	A/R	X		X		X		
120	28-11417-1	. . Bracket	2	X		X		X		
-	AN530-8-7	. . Screw	4	X		X		X		
130	MS51862-13	. . Screw	4	X		X		X		
130	AN531-6R6	. . Screw (Superseded by MS51862-13)	4	X		X		X		
140	NAS1149C0563R	. . Washer	2	X		X		X		
140	AN960-C516	. . Washer (Alternate)	2	X		X		X		
150	NK500-8-10	. . Screw	2	X		X		X		
160	NAS1149FN832P	. . Washer	2	X		X		X		
160	AN960-8	. . Washer (Alternate)	2	X		X		X		
170	28-11412-3	. . Door Latch, L/H	1	X		X		X		
-175	28-11412-4	. . Door Latch, R/H	1	X		X		X		

ENSTROM F-28/280 SERIES ILLUSTRATED PARTS CATALOG

FIGURE 7-1. WINDOWS, DOORS, AND COMPARTMENT ENCLOSURES (F-28A, F-28C, F-28F)

ITEM NUMBER	PART NUMBER	DESCRIPTION	QTY PER ASSY	MODELS AFFECTED						
				F-28A	280	F-28C	280C	F-28F	280F	280FX
180	28-11435-1	.. Plate	2	X		X		X		
190	52305A15-6	.. Cable	1	X		X		X		
200	M21919-DG3	.. Clamp	8	X		X		X		
210	AN530-6-6	.. Screw	8	X		X		X		
220	28-11427-1	.. Latch Arm	1	X		X		X		
230	AN526-8-8	.. Screw	1	X		X		X		
240	79-028-125-0687	.. Roll Pin	1	X		X		X		
250	ECD050-11	.. Washer	1	X		X		X		
250	1/4 Harper	.. Washer (Alternate)	1	X		X		X		
260	28-11376-1	.. Spacer	2	X		X		X		
270	28-11373-1	.. Bracket	1	X		X		X		
-	AN507C-1032-12	.. Screw	2	X		X		X		
-	28-11371-1	.. Lock Plate	1	X		X		X		
280	AN507C-832-12	.. Screw	2	X		X		X		
290	28-11372-1	.. Latch Plate	1	X		X		X		
300	AN507C-632-8	.. Screw	2	X		X		X		
-	AN960-C416	.. Washer	1	X		X		X		
310	28-11428-1	.. Latch Rod	1	X		X		X		
320	AR134-D	.. Handle	1	X		X		X		
330	72-028-125-0500	.. Roll Pin	1	X		X		X		
340	28-11407-1	.. Bungee Cord	1	X		X		X		
350	CA-3251	.. Snap Vent	2	X		X		X		
360	28-11408-2	.. Baggage Door Assembly	1	X		X				
370	15753XC2L	.. Lock Assembly	1	X		X				
380	28-11437-1	.. Striker Arm	1	X		X				
390	28-11438-1	.. Catch Plate	1	X		X				
400	28-11408-10	.. Spacer	A/R	X		X				
410	MS27039-0807	.. Screw	2	X		X				
410	AN525-832R7	.. Screw (Superseded by MS27039-0807)	2	X		X				

ENSTROM F-28/280 SERIES ILLUSTRATED PARTS CATALOG

FIGURE 7-1. WINDOWS, DOORS, AND COMPARTMENT ENCLOSURES (F-28A, F-28C, F-28F)

ITEM NUMBER	PART NUMBER	DESCRIPTION	QTY PER ASSY	MODELS AFFECTED						
				F-28A	280	F-28C	280C	F-28F	280F	280FX
-	NAS1149FN816P	.. Washer	4	X		X				
-	AN960-8L	.. Washer (Alternate)	4	X		X				
-	MS20365-832	.. Nut	2	X		X				
-	AN365-832	.. Nut (Alternate)	2	X		X				
420	MS20257-P4	.. Hinge	1	X		X				
430	MS20253-2	.. Pin	1	X		X				
440	MS27039-0806	.. Screw	5	X		X				
440	AN525-832R6	.. Screw	5	X		X				
-	NAS1149FN816P	.. Washer	5	X		X				
-	AN960-8L	.. Washer (Alternate)	5	X		X				
-	MS20365-832	.. Nut	5	X		X				
-	AN365-832	.. Nut (Alternate)	5	X		X				
-	28-11400-1	. Cowl Installation	1	X		X				
-	28-11414-1	.. Left Side Cowl	1	X		X				
-	28-11414-2	.. Right Side Cowl	1	X		X				
450	28-11414-4	... Engine Cowl, R/H Lower	1	X		X				
-460	28-11414-3	... Engine Cowl, L/H Lower	1	X		X				
470	28-11414-6	... Engine Cowl, R/H Upper	1	X		X				
-480	28-11414-5	... Engine Cowl, L/H Upper	1	X		X				
490	28-11440-1	... Access Door	1	X		X				
500	AN507-632-5	... Screw	6	X		X				
-	MS35338-41	... Lock Washer	6	X		X				
-	AN935-6	... Lock Washer (Alternate)	6	X		X				
-	AN340-6	... Nut	6	X		X				
510	5-W-140	... Fastener	3	X		X				
-	85-46-101-39	... Washer	3	X		X				
-	85-34-101-17	... Retaining Ring	3	X		X				
520	5-295	... Receptacle	3	X		X				
530	AJ4-35	... DZUS Stud	5	X		X				

ENSTROM F-28/280 SERIES ILLUSTRATED PARTS CATALOG

FIGURE 7-1. WINDOWS, DOORS, AND COMPARTMENT ENCLOSURES (F-28A, F-28C, F-28F)

ITEM NUMBER	PART NUMBER	DESCRIPTION	QTY PER ASSY	MODELS AFFECTED						
				F-28A	280	F-28C	280C	F-28F	280F	280FX
540	GA4-250	. . . Grommet	6	X		X				
550	1219-4200-Z3Y	. . Spring	6	X		X		X		
550	S4-200	. . Spring (Replaced by 1219-4200-Z3Y)	6	X		X				
560	MS20257-4	. . . Hinge	1	X		X				
570	MS20253-2	. . . Hinge Pin	1	X		X				
580	82-12-120-16	. . Fastener	2	X		X				
-	43-13-1-24	. . Spring	2	X		X				
-	82-32-101-17	. . Ring Retainer	2	X		X				
-	82-46-101-39	. . Nylon Washer	2	X		X				
590	82-35-302-15	. . Retainer	2	X		X				
-	28-11300-1	. Cabin Installation	1	X		X				
-	28-11309-1	. . Windshield Assembly	1	X		X				
600	28-11309-3	. . . Windshield, L/H	1	X		X				
610	28-11309-4	. . . Windshield, R/H	1	X		X				
620	28-11309-6	. . . Retaining Strip	1	X		X				
630	28-11309-7	. . . Seal	1	X		X				
640	AN525-832-18	. . . Screw	A/R	X		X				
650	NAS1149FN816P	. . . Washer	A/R	X		X				
650	AN960-8L	. . . Washer (Alternate)	A/R	X		X				
660	MS35338-42	. . . Washer	A/R	X		X				
660	AN935-8L	. . . Lock Washer (Alternate)	A/R	X		X				
670	MS20365-832	. . . Nut	A/R	X		X				
670	AN365-832	. . . Nut (Alternate)	A/R	X		X				
680	MS24693-S51	. . . Screw	A/R	X		X				
680	AN507-832R9	. . . Screw (Superseded by MS24693-S51)	A/R	X		X				
690	28-11710-11	. . Sliding Window Assembly, L/H	1	X		X		X		
690	28-11710-1	. . Sliding Window Assembly, L/H (Replaced by 28-11710-11)	1	X		X		X		
-695	28-11710-12	. . Sliding Window Assembly, R/H	1	X		X		X		

ENSTROM F-28/280 SERIES ILLUSTRATED PARTS CATALOG

FIGURE 7-1. WINDOWS, DOORS, AND COMPARTMENT ENCLOSURES (F-28A, F-28C, F-28F)

ITEM NUMBER	PART NUMBER	DESCRIPTION	QTY PER ASSY	MODELS AFFECTED						
				F-28A	280	F-28C	280C	F-28F	280F	280FX
-695	28-11710-2	.. Sliding Window Assembly, R/H (Replaced by 28-11710-12)	1	X		X		X		
-	28-11708-1	.. Sliding Wing Window, L/H	1	X		X		X		
-	28-11708-2	.. Sliding Wing Window, R/H	1	X		X		X		
-	28-11709-1	.. Sliding Window Assembly, L/H	1	X		X		X		
-	28-11709-2	.. Sliding Window Assembly, R/H	1	X		X		X		
-	28-11711-17	.. Pivot Block, L/H	2	X		X		X		
-	28-11711-11	.. Pivot Block, L/H (Replaced by 28-11711-17)	2	X		X		X		
-	28-11711-18	.. Pivot Block, R/H	2	X		X		X		
-	28-11711-12	.. Pivot Block, R/H (Replaced by 28-11711-18)	2	X		X		X		
-	28-11712-11	.. Handle	1	X		X		X		
-	28-22165-1	.. Bushing	2	X		X		X		
-	AN526-C1032-9	.. Screw	2	X		X		X		
-	MS21083N3	.. Nut	4	X		X		X		
-	AN364-1032A	.. Nut (Superseded by MS21083N3)	4	X		X		X		
-	NAS1149C0332R	.. Washer	6	X		X		X		
-	AN960-C10L	.. Washer (Alternate)	6	X		X		X		
-	AN42B-14	.. Eye Bolt	2	X		X		X		
-	MS35206-230	.. Screw	3	X		X		X		
-	AN526-632R8	.. Screw (Superseded by MS35206-230)	3	X		X		X		
-	MS35206-227	.. Screw	4	X		X		X		
-	AN526-632-5	.. Screw (Superseded by MS35206-227)	4	X		X		X		
-	NAS1149FN616P	.. Washer	6	X		X		X		
-	AN960-6L	.. Washer (Alternate)	6	X		X		X		
-	MS21083N06	.. Nut	4	X		X		X		
-	AN364-632A	.. Nut (Superseded by MS21083N06)	4	X		X		X		
-	MS51861-25	.. Screw	2	X		X		X		

ENSTROM F-28/280 SERIES ILLUSTRATED PARTS CATALOG

FIGURE 7-1. WINDOWS, DOORS, AND COMPARTMENT ENCLOSURES (F-28A, F-28C, F-28F)

ITEM NUMBER	PART NUMBER	DESCRIPTION	QTY PER ASSY	MODELS AFFECTED						
				F-28A	280	F-28C	280C	F-28F	280F	280FX
-	AN530-6-8	. . Screw (Superseded by MS51861-25)	2	X		X		X		
-	28-113071-1	. . Sliding Window Vent Fastener Installation	1	X		X				
700	MS35649-282	. . Nut	A/R	X		X				
700	AN340-832	. . Nut (Superseded by MS35649-282)	A/R	X		X				
-	28-113048-2	Cabin Assembly, Dual Control	REF	X		X		X		
-*	28-11425-2	. . Overhead and Lower Deck Window Installation	1	X		X		X		
710	28-11425-4	. . Overhead Glass, R/H	1	X		X		X		
720	28-11425-3	. . Overhead Glass, L/H	1	X		X		X		
730▲	28-11425-8	. . Overhead Extrusion, R/H	1	X		X				
740▲	28-11425-7	. . Overhead Extrusion, L/H	1	X		X				
750	28-11425-6	. . Lower Glass, R/H	1	X		X		X		
760	28-11425-5	. . Lower Glass, L/H	1	X		X		X		
770▲	28-11425-10	. . Lower Extrusion, R/H	1	X		X				
780▲	28-11425-9	. . Lower Extrusion, L/H	1	X		X				
790	CR-163-4-6	. . Rivet	A/R	X		X				
800	AN960-4	. . Washer	A/R	X		X				
810	28-11371-1	. . Latch	2	X		X		X		
820	MS24693-C274	. . Screw	4	X		X		X		
820	AN507C1032-12	. . Screw (Superseded by MS24693-C274)	4	X		X		X		
-	28-11700	Door Lock Assembly	REF	X		X		X		
830	28-11701-1	. . Door Lock Bracket	1	X		X		X		
840	28-11702-1	. . Latch Arm, L/H	1	X		X		X		
-845	28-11702-2	. . Latch Arm, R/H	1	X		X		X		
850	28-11703-1	. . Lock Bracket, L/H	1	X		X		X		
-855	28-11703-2	. . Lock Bracket, R/H	1	X		X		X		
860	NK500-8-5	. . Screw	4	X		X		X		
870	AN509-8R12	. . Screw	2	X		X		X		

ENSTROM F-28/280 SERIES ILLUSTRATED PARTS CATALOG

FIGURE 7-1. WINDOWS, DOORS, AND COMPARTMENT ENCLOSURES (F-28A, F-28C, F-28F)

ITEM NUMBER	PART NUMBER	DESCRIPTION	QTY PER ASSY	MODELS AFFECTED						
				F-28A	280	F-28C	280C	F-28F	280F	280FX
-	NAS1149FN816P	. Washer	2	X		X		X		
-	AN960-8L	. Washer (Alternate)	2	X		X		X		

- * Use Silastic 732 RTV or equivalent, as required, to seal overhead and lower deck windows to extrusions and to seal extrusions to cabin shell.
- ▲ Used on early models only.

ENSTROM F-28/280 SERIES ILLUSTRATED PARTS CATALOG

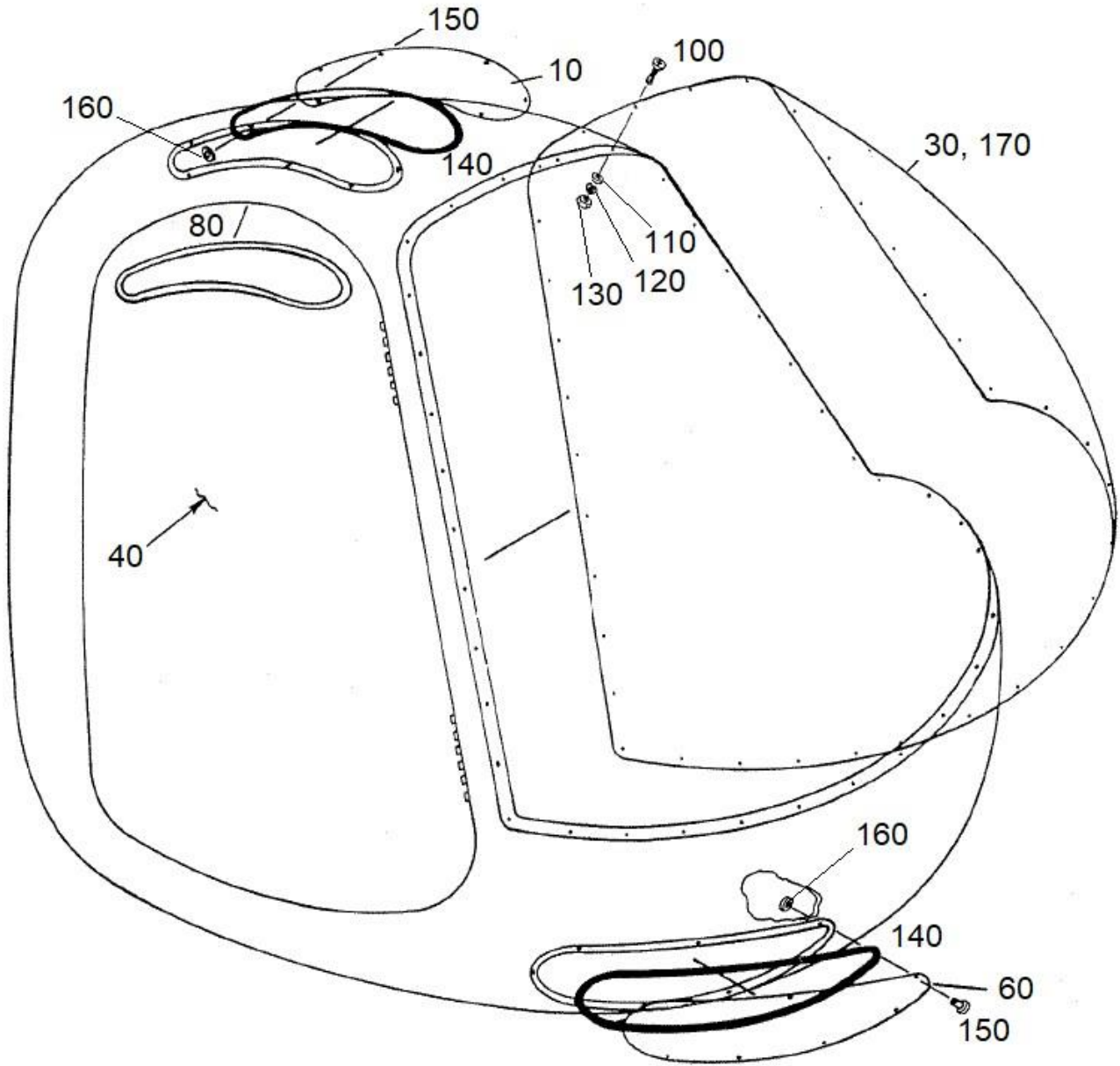


FIGURE 7-2. WINDOW INSTALLATION (F-28A, F-28C, F-28F)

ENSTROM F-28/280 SERIES ILLUSTRATED PARTS CATALOG

FIGURE 7-2. WINDOW INSTALLATION (F-28A, F-28C, F-28F)

ITEM NUMBER	PART NUMBER	DESCRIPTION	QTY PER ASSY	MODELS AFFECTED						
				F-28A	280	F-28C	280C	F-28F	280F	280FX
-	28-113048-2	Cabin Assembly, Dual Control	REF	X		X		X		
-	28-11425-2	. Overhead & Lower Deck Window Installation	1	X		X		X		
10	28-11425-3	. . Overhead Glass, L/H	1	X		X		X		
-20	28-11425-4	. . Overhead Glass, R/H	1	X		X		X		
30	28-113052-2	. Windshield (F-28C2)	1			X		X		
40	28-11310-103	. Door Assembly, R/H	1	X		X		X		
-50	28-11310-104	. Door Assembly, L/H	1	X		X		X		
60	28-11425-6	. . Lower Glass, R/H	1	X		X		X		
-70	28-11425-5	. . Lower Glass, L/H	1	X		X		X		
80	28-11607-12	. Trim Cap, R/H	1			X		X		
-90	28-11607-11	. Trim Cap, L/H	1			X		X		
100	MS24693-S49	. Screw	36			X		X		
100	AN507-832R7	. Screw (Superseded by MS24693-S49)	36			X		X		
110	NAS1149FN816P	. Washer	36			X		X		
110	AN960-8L	. Washer (Alternate)	36			X		X		
120	MS35338-42	. Lock Washer	36			X		X		
120	AN935-8L	. Lock Washer (Alternate)	36			X		X		
130	MS35649-282	. Nut	36			X		X		
130	AN340-832	. Nut (Superseded by MS35649-832)	36			X		X		
140	#4016	. . Foam Tape	A/R			X		X		
150	CR91484-4-4	. . Rivet	30			X		X		
160	NAS1149FN416P	. Washer	A/R			X		X		
160	AN960-4L	. Washer (Alternate)	A/R			X		X		
170	28-11309-3	. Windshield, L/H	1	X		X				
-180	28-11309-4	. Windshield, R/H	1	X		X				

ENSTROM F-28/280 SERIES ILLUSTRATED PARTS CATALOG

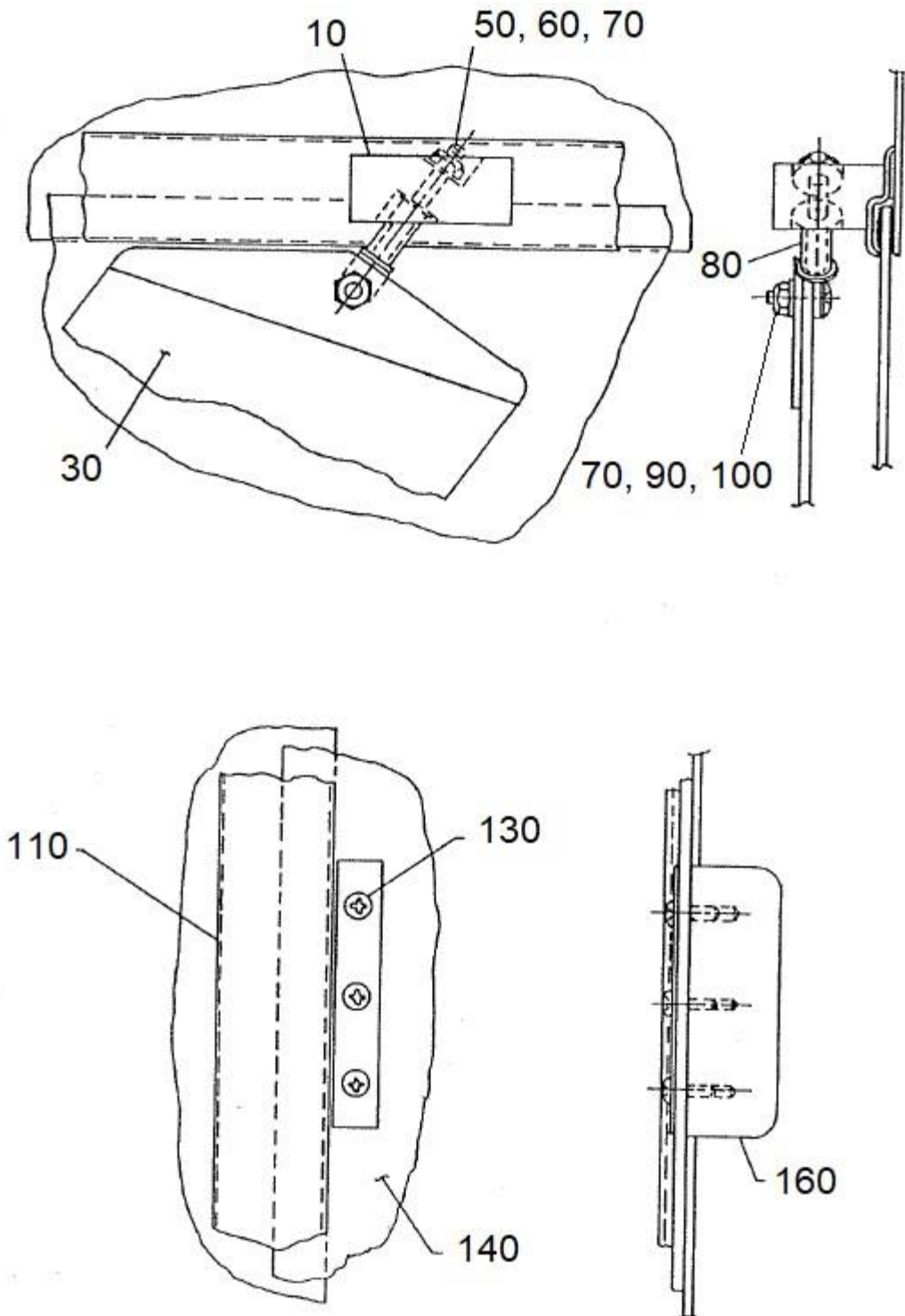


FIGURE 7-3. SLIDING WINDOW VENT INSTALLATION (F-28F)

ENSTROM F-28/280 SERIES ILLUSTRATED PARTS CATALOG

FIGURE 7-3. SLIDING WINDOW VENT INSTALLATION (F-28F)

ITEM NUMBER	PART NUMBER	DESCRIPTION	QTY PER ASSY	MODELS AFFECTED						
				F-28A	280	F-28C	280C	F-28F	280F	280FX
-	28-11714-3	Sliding Window Vent Installation, L/H	1					X		
-	28-11714-4	Sliding Window Vent Installation, R/H	1					X		
10	28-11711-17	. Pivot Block, L/H	1					X		
10	28-11711-11	. Pivot Block, L/H (Superseded by 28-11711-17)	1					X		
-20	28-11711-18	. Pivot Block, R/H	1					X		
-20	28-11711-12	. Pivot Block, R/H (Superseded by 28-11711-18)	1					X		
30	28-11708-1	. Wing Window, L/H	1					X		
-40	28-11708-2	. Wing Window, R/H	1					X		
50	AN42B-C12A	. Eye Bolt	2					X		
50	AN42B-C14A	. Eye Bolt (Alternate)	2					X		
50	AN42B-C11A	. Eye Bolt (Superseded by AN42B-C12A)	2					X		
60	NAS1149F0332P	. Washer	2					X		
60	AN960-10L	. Washer (Alternate)	2					X		
70	MS21083N3	. Nut	6					X		
70	AN364-1032A	. Nut (Superseded by MS21083N3)	6					X		
80	28-22165-1	. Bushing	2					X		
90	AN526C1032-9	. Screw	2					X		
100	NAS1149F0363P	. Washer	3					X		
100	AN960-10	. Washer (Alternate)	3					X		
110	28-11710-11	. Sliding Window Track, L/H	1					X		
110	28-11710-1	. Sliding Window Track, L/H (Superseded by 28-11710-11)	1					X		
-120	28-11710-12	. Sliding Window Track, R/H	1					X		
-120	28-11710-2	. Sliding Window Track, R/H (Superseded by 28-11710-12)	1					X		
130	AN526-6R8	. Screw	7					X		
140	28-11709-3	. Sliding Window, L/H	1					X		

ENSTROM F-28/280 SERIES ILLUSTRATED PARTS CATALOG

FIGURE 7-3. SLIDING WINDOW VENT INSTALLATION (F-28F)

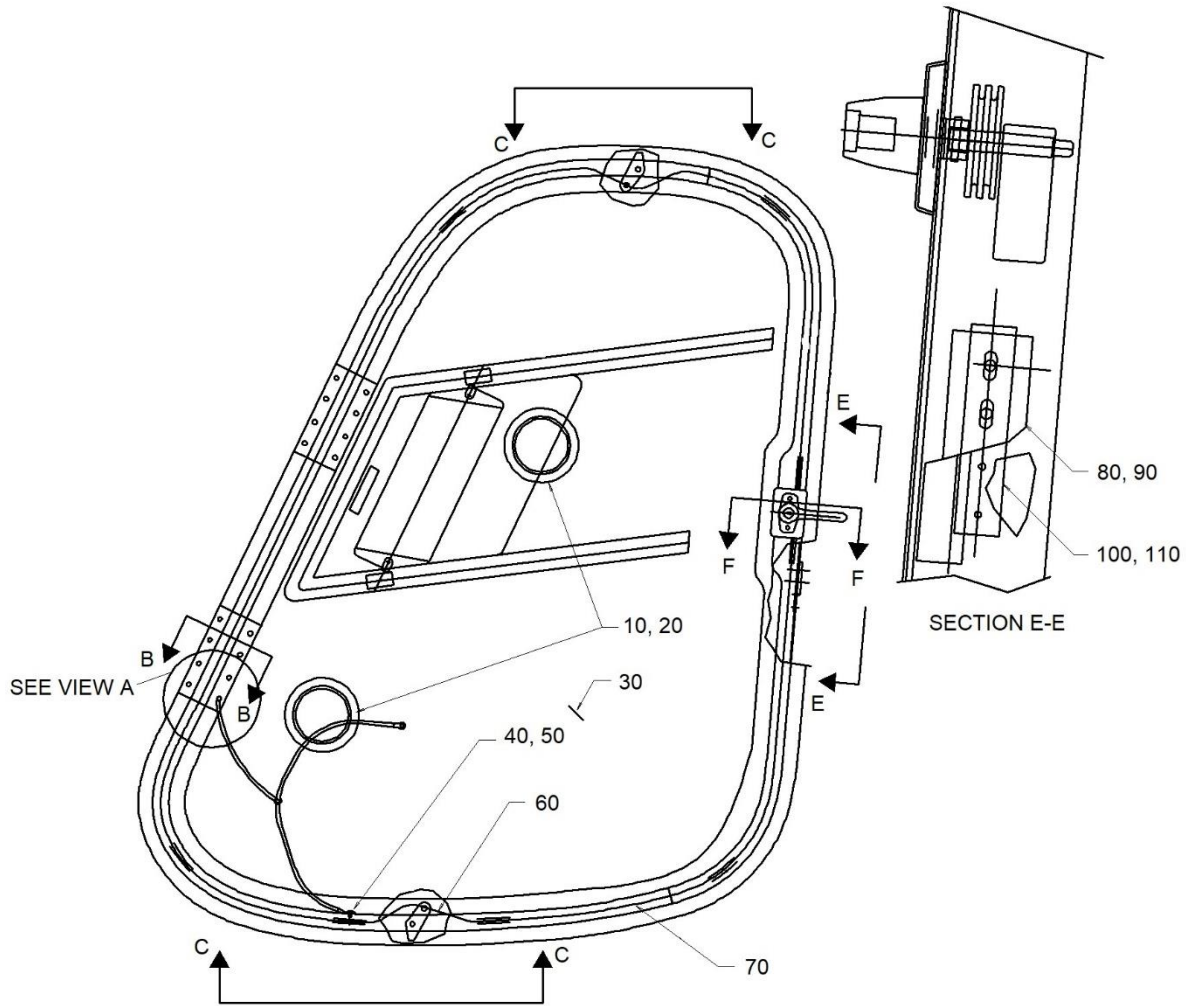
ITEM NUMBER	PART NUMBER	DESCRIPTION	QTY PER ASSY	MODELS AFFECTED						
				F-28A	280	F-28C	280C	F-28F	280F	280FX
-150	28-11709-4	. Sliding Window, R/H	1					X		
160	28-11712-15	. Handle	1					X		
160	28-11712-11	. Handle (Superseded by 28-11712-15)	1					X		

ENSTROM F-28/280 SERIES ILLUSTRATED PARTS CATALOG

I

INTENTIONALLY LEFT BLANK

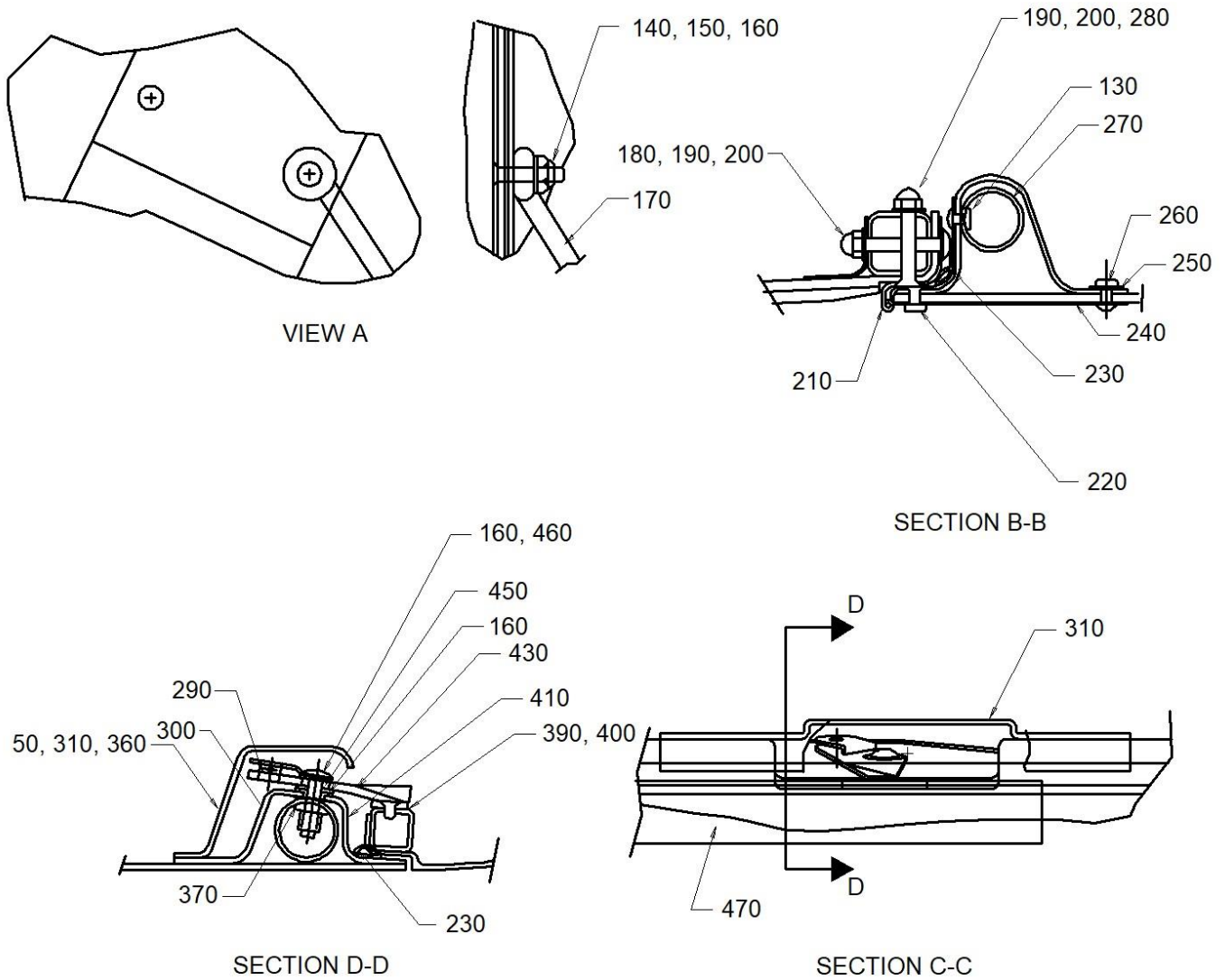
ENSTROM F-28/280 SERIES ILLUSTRATED PARTS CATALOG



Sheet 1 of 3

FIGURE 7-4. DOOR ASSEMBLY AND INSTALLATION (F-28F S/N 745 & SUB)

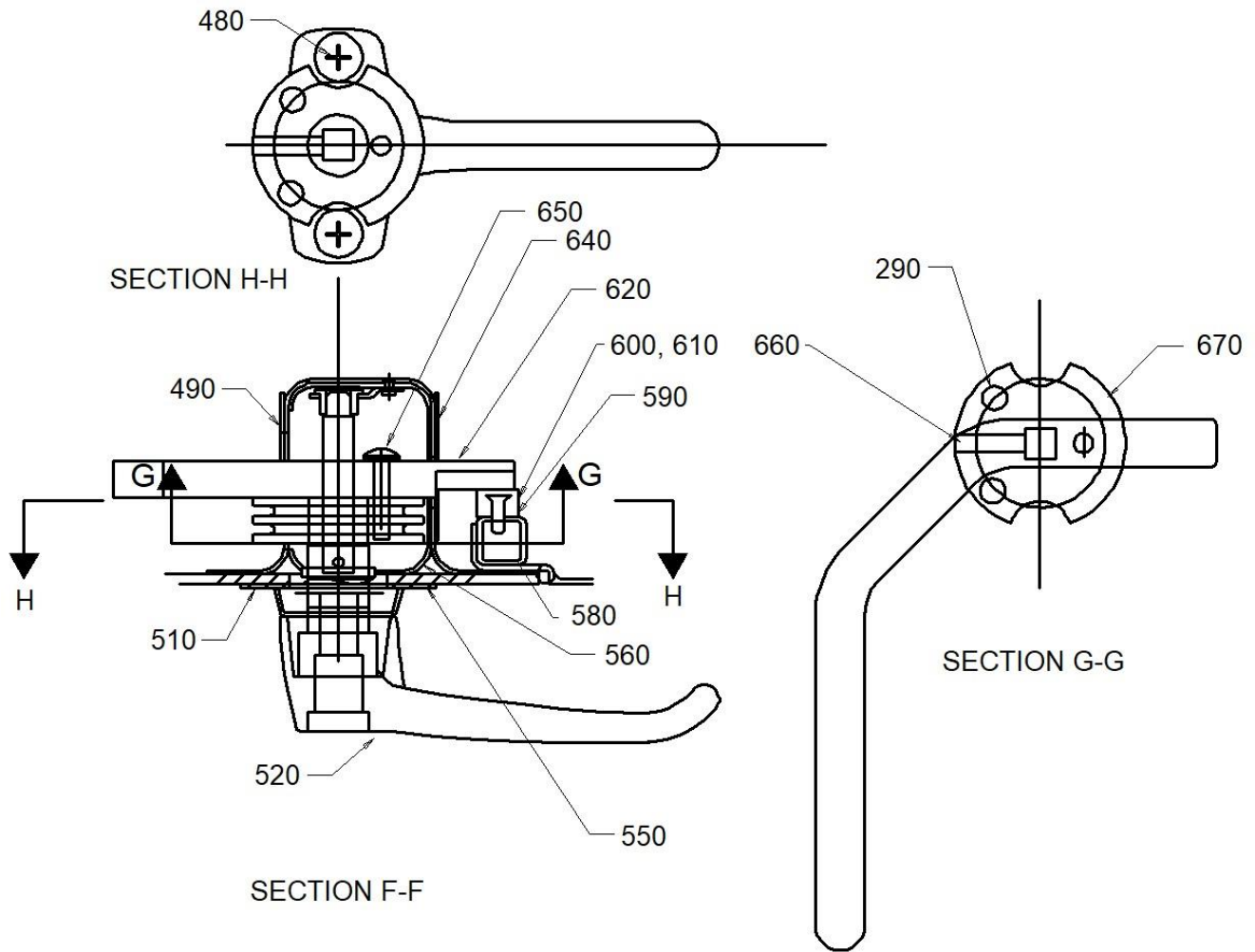
ENSTROM F-28/280 SERIES ILLUSTRATED PARTS CATALOG



Sheet 2 of 3

FIGURE 7-4. DOOR ASSEMBLY AND INSTALLATION (F-28F S/N 745 & SUB)

ENSTROM F-28/280 SERIES ILLUSTRATED PARTS CATALOG



Sheet 3 of 3

FIGURE 7-4. DOOR ASSEMBLY AND INSTALLATION (F-28F S/N 745 & SUB)

ENSTROM F-28/280 SERIES ILLUSTRATED PARTS CATALOG

FIGURE 7-4. DOOR ASSEMBLY AND INSTALLATION (F-28F S/N 745 & SUB)

ITEM NUMBER	PART NUMBER	DESCRIPTION	QTY PER ASSY	MODELS AFFECTED						
				F-28A	280	F-28C	280C	F-28F	280F	280FX
-▲	28-113090-23	Door Assembly and Installation, L/H	REF					X		
-▲	28-113090-3	Door Assembly and Installation, L/H (Superseded by 28-113090-23)	REF					X		
-▲	28-113090-24	Door Assembly and Installation, R/H	REF					X		
-▲	28-113090-4	Door Assembly and Installation, R/H (Superseded by 28-113090-24)	REF					X		
10	CC-3251	. Snap Vent	2					X		
20*	28-11715-11	. Ring	2					X		
20	28-11310-10	. Ring (Replaced by 28-11715-11)	2					X		
30	28-113090-21	. Door Plexiglass, L/H	1					X		
30	28-11310-6	. Door Plexiglass L/H (Replaced by 28-113090-21)	1					X		
-40	28-113090-22	. Plexiglass, R/H	1					X		
-40	28-11310-5	. Door Plexiglass, R/H (Replaced by 28-113090-22)	1					X		
50	S6P-270	. Plus Nut	2					X		
60	AN526-8R12	. Screw	2					X		
70	3498T613	. Cable	A/R					X		
70	300-071	. Cable (Superseded by 3498T613)	A/R					X		
70	3A-3308	. Cable (Superseded by 300-071)	A/R					X		
80	300-072	. Casing	A/R					X		
90	28-11713-11	. Plate. L/H	1					X		
-100	28-11713-12	. Plate, R/H	1					X		
110	AN507-8R9	. Screw	2					X		
120	28-11713-15	. Plate	1					X		
130	CR3213-4-2	. Rivet	8					X		
140	MS24694-S7	. Screw	1					X		
140	AN509-8R10	. Screw (Superseded by MS24694-S7)	1					X		
150	MS20365-832	. Nut	1					X		

ENSTROM F-28/280 SERIES ILLUSTRATED PARTS CATALOG

FIGURE 7-4. DOOR ASSEMBLY AND INSTALLATION (F-28F S/N 745 & SUB)

ITEM NUMBER	PART NUMBER	DESCRIPTION	QTY PER ASSY	MODELS AFFECTED						
				F-28A	280	F-28C	280C	F-28F	280F	280FX
150	AN365-832	. Nut (Alternate)	1					X		
160	NAS1149F0363P	. Washer	2					X		
160	AN960-10	. Washer (Alternate)	2					X		
170	28-11407-5	. Bungee Cord	1					X		
180	AN525-8R16	. Screw	2					X		
190	NAS1149FN816P	. Washer	6					X		
190	AN960-8L	. Washer (Alternate)	6					X		
200	22NKM-82	. Acorn Nut	6					X		
210	28-113076-1	. Hinge	2					X		
-	MS20253-P2-7200	. Hinge Pin	2					X		
-	28-113076-15	. Hinge Pin (Superseded by MS20253-P2-7200)	2					X		
220	CR3212-4-4	. Rivet	8					X		
230	X1333HT	. Seal	10'					X		
230	ZX-10204	. Seal (Replaced by X1333HT)	10'					X		
240	28-113078-11	. Doubler, Door	2					X		
250	28-113087-11	. Hinge Plate Doubler	2					X		
260	CR3213-4-4	. Rivet	7					X		
270	28-113090-25	. Stiffener	1					X		
270	28-113077-11	. Doubler, Door (Replaced by 28-113090-25)	1					X		
280	MS24694-S13	. Screw	4					X		
280	AN509-8R16	. Screw (Superseded by MS24694-S13)	4					X		
290	1053	. Stop Nut	3					X		
300	28-113088-11	. Door Latch Doubler	2					X		
310	28-113090-11	. Door Cable Cover, Top, L/H	1					X		
-320	28-113090-12	. Door Cable Cover, Top R/H	1					X		
-340	28-113090-13	. Door Cable Cover, Bottom, L/H	1					X		
-350	28-113090-14	. Door Cable Cover, Bottom, R/H	1					X		
360	AN526-6R8	. Screw	7					X		

ENSTROM F-28/280 SERIES ILLUSTRATED PARTS CATALOG

FIGURE 7-4. DOOR ASSEMBLY AND INSTALLATION (F-28F S/N 745 & SUB)

ITEM NUMBER	PART NUMBER	DESCRIPTION	QTY PER ASSY	MODELS AFFECTED						
				F-28A	280	F-28C	280C	F-28F	280F	280FX
370	S10P-175	. Plus Nut	2					X		
380	28-11484-13	. Door Strike	4					X		
390	28-11435-1	. Lock Plate	2					X		
400	MS51862-13	. Screw	4					X		
400	AN531-6R6	. Screw (Superseded by MS51862-13)	4					X		
410	28-113090-15	. Door Frame, L/H	1					X		
-420	28-113090-16	. Door Frame, R/H	1					X		
430	28-113096-1	. Door Latch, L/H	1					X		
430	28-113085-13	. Door Latch, L/H (Replaced by 28-113096-1)	1					X		
-440	28-113096-2	. Door Latch, R/H	1					X		
-440	28-113085-14	. Door Latch, R/H (Replaced by 28-113096-2)	1					X		
450	28-113084-11	. Door Latch Sleeve	2					X		
460	NP525-10R10	. Screw	2					X		
470	28-113090-17	. Doubler	1					X		
480	MS35207-277	. Screw	2					X		
490	28-113090-19	. Cover, L/H	1					X		
-500	28-113090-20	. Cover, R/H	1					X		
-	4910-50	. Tape	A/R					X		
510	Y9485	. Adhesive Tape	A/R					X		
520	28-113091-5	. Door Handle, L/H	1					X		
-530	28-113091-6	. Door Handle, R/H	1					X		
-540	28-113091-3	. Door Handle Set (Replaced by 28-113091-5 and 28-113091-6)	1					X		
-540	28-113091-1	. Door Handle Set (Replaced by 28-113091-3)	1					X		
-540A	28-113091-3CS	. Door Handle Set	1					X		
550	28-113092-13	. Door Latch Doubler	1					X		
550	28-113092-11	. Door Latch Doubler (Superseded by 28-113092-13)	1					X		

ENSTROM F-28/280 SERIES ILLUSTRATED PARTS CATALOG

FIGURE 7-4. DOOR ASSEMBLY AND INSTALLATION (F-28F S/N 745 & SUB)

ITEM NUMBER	PART NUMBER	DESCRIPTION	QTY PER ASSY	MODELS AFFECTED						
				F-28A	280	F-28C	280C	F-28F	280F	280FX
560	28-113097-3	. Doubler Assembly, L/H	1					X		
-	28-113097-13	. . Door Latch Doubler, L/H	1					X		
-570	28-113097-4	. Doubler Assembly, R/H	1					X		
-	28-113097-14	. . Door Latch Doubler, R/H	1					X		
580	28-11484-11	. Door Strike	1					X		
590	28-113090-27	. Shim	A/R					X		
600	MS51862-14	. Screw	5					X		
600	AN531-6R8	. Screw (Superseded by MS51862-14)	5					X		
610	28-11371-1	. Lock Plate	1					X		
620	28-113080-5	. Door Latch, L/H	1					X		
620	28-113080-3	. Latch Arm, L/H (Superseded by 28-113080-5)	1					X		
-630	28-113080-6	. Door Latch, R/H	1					X		
-630	28-113080-4	. Latch Arm, R/H (Superseded by 28-11380-6)	1					X		
640	28-113090-18	. Door Cover	1					X		
650	NP525-10R12	. Screw	1					X		
660	MS18063-8	. Set Screw	1					X		
670	28-113093-13	. Pulley	1					X		

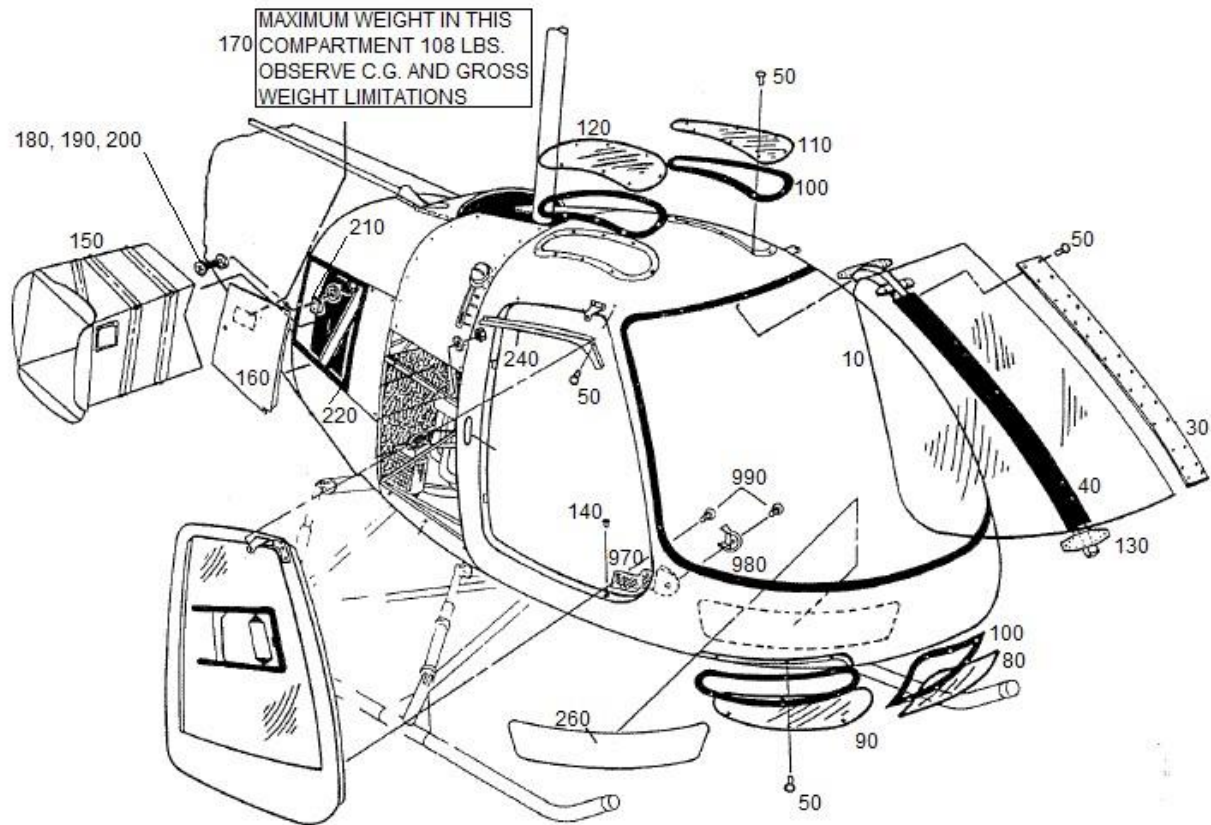
▲ Assembly and installation post-1986.

* Remove CC-3251 snap vent and 28-11715-11 ring when 28-01042-1 or 28-01042-2 sliding window kit is requested.

ENSTROM F-28/280 SERIES ILLUSTRATED PARTS CATALOG

INTENTIONALLY LEFT BLANK

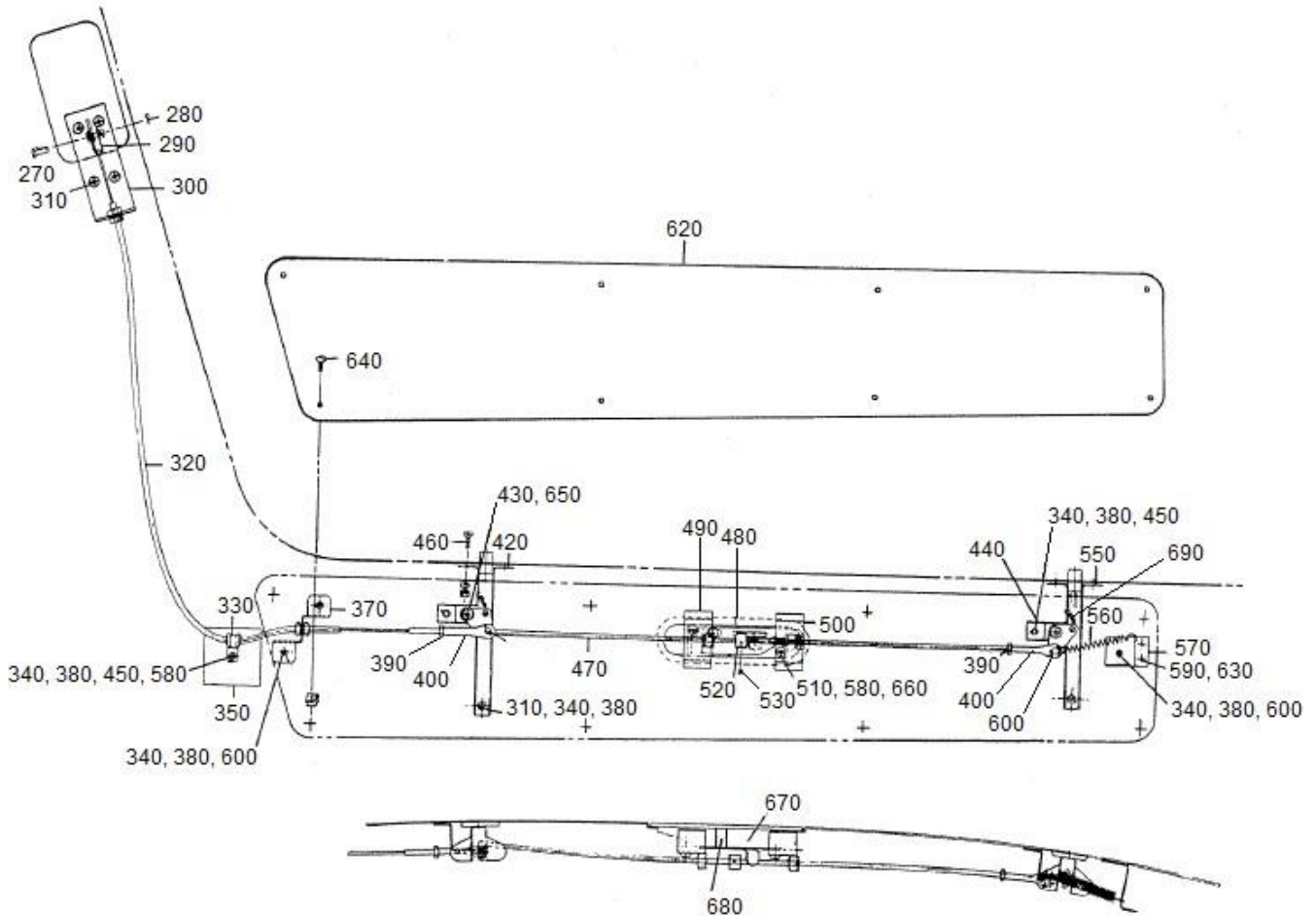
ENSTROM F-28/280 SERIES ILLUSTRATED PARTS CATALOG



Sheet 1 of 3

FIGURE 7-5. WINDOWS, DOORS, AND COMPARTMENT ENCLOSURES
(280, 280C, 280F, 280FX)

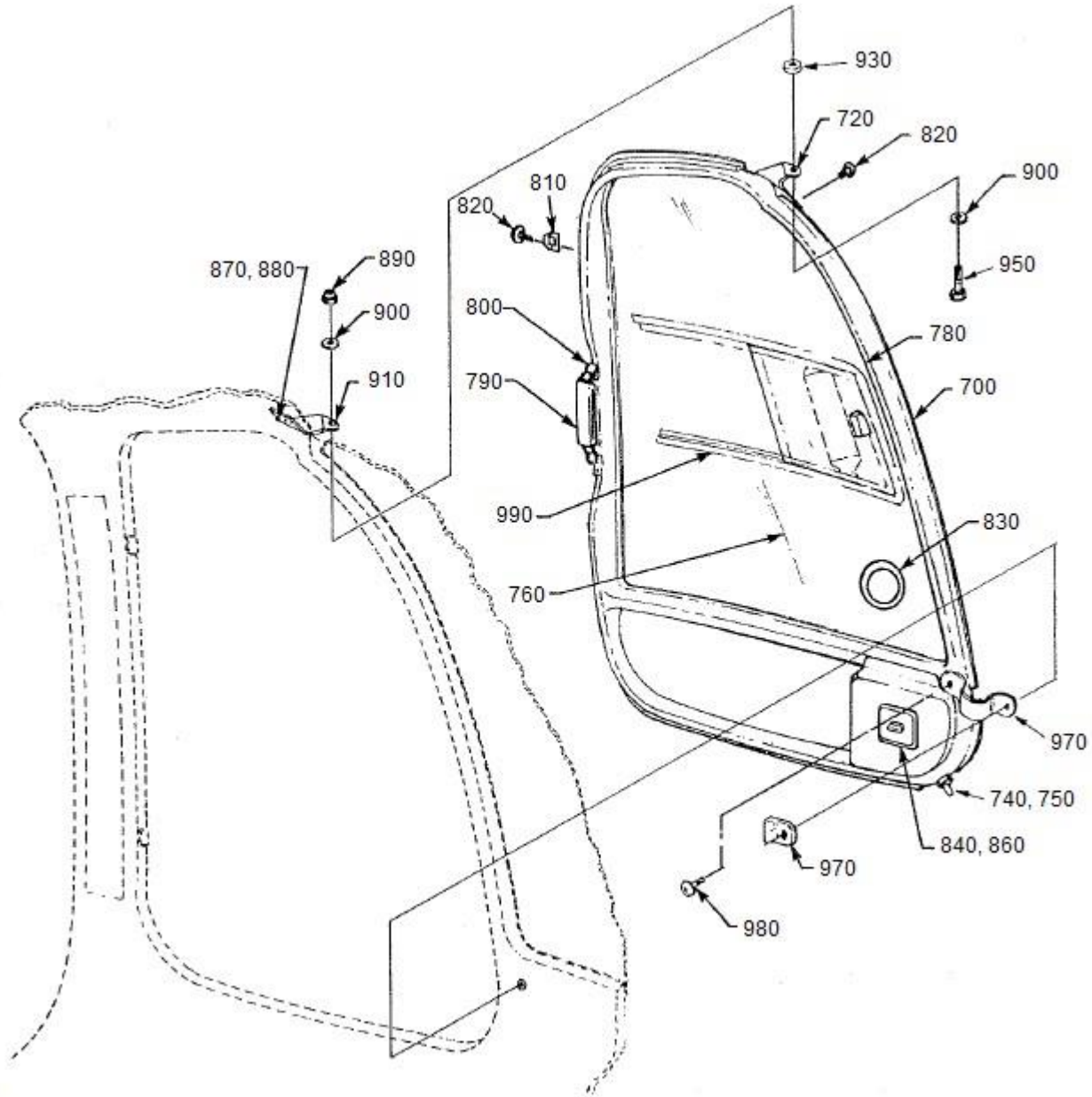
ENSTROM F-28/280 SERIES ILLUSTRATED PARTS CATALOG



Sheet 2 of 3

FIGURE 7-5. WINDOWS, DOORS, AND COMPARTMENT ENCLOSURES
(280, 280C, 280F, 280FX)

ENSTROM F-28/280 SERIES ILLUSTRATED PARTS CATALOG



Sheet 3 of 3

FIGURE 7-5. WINDOWS, DOORS, AND COMPARTMENT ENCLOSURES
(280, 280C, 280F, 280FX)

ENSTROM F-28/280 SERIES ILLUSTRATED PARTS CATALOG

FIGURE 7-5. WINDOWS, DOORS, AND COMPARTMENT ENCLOSURES
(280, 280C, 280F, 280FX)

ITEM NUMBER	PART NUMBER	DESCRIPTION	QTY PER ASSY	MODELS AFFECTED						
				F-28A	280	F-28C	280C	F-28F	280F	280FX
-	280-113000-103	Cabin Installation	REF		X		X		X	X
10	280-113022-12	. Windshield, R/H	1		X		X		X	X
-20	280-113022-11	. Windshield, L/H	1		X		X		X	X
30	280-113022-17	. . Stiffener	1		X		X		X	X
40	PR1425B1/2	. . Sealant	A/R		X		X		X	X
40	PR1425B2	. . Sealant (Alternate)	A/R		X		X		X	X
40	4016-1	. . Foam Tape (Replaced by PR1425B1/2)	A/R		X		X		X	X
-	1425	. . Sealant	A/R		X		X		X	X
-	EC-801-807	. . Adhesive (Replaced by 1425)	A/R		X		X		X	X
50	CR91484-4-03	. . Rivet	A/R		X		X		X	X
50	AD43BSLF	. . Rivet (Alternate to CR91484-4-03)	A/R		X		X		X	X
50	CR91484-4-3	. . Rivet (Replaced by CR91484-4-03)	A/R		X		X		X	X
-60	CR91484-4-04	. . Rivet	A/R		X		X		X	X
-60	AD44BSLF	. . Rivet (Alternate to CR91484-4-04)	A/R		X		X		X	X
-60	CR91484-4-4	. . Rivet (Replaced by CR91484-4-04)	A/R		X		X		X	X
-70	CR91484-4-05	. . Rivet	A/R		X		X		X	X
-70	AD45BSLF	. . Rivet (Alternate to CR91484-4-05)	A/R		X		X		X	X
-70	CR91484-4-5	. . Rivet (Replaced by CR91484-5-05)	A/R		X		X		X	X
80	280-113022-13	. . Lower Window, L/H	1		X		X		X	X
90	280-113022-14	. . Lower Window, R/H	1		X		X		X	X
100	4016-75	. . Foam Tape	A/R		X		X		X	X
110	280-113022-15	. . Upper Window, L/H	1		X		X		X	X
120	280-113022-16	. . Upper Window, R/H	1		X		X		X	X
-	280-113001-9	. Cabin Subassembly	1		X		X		X	X
-	280-113023-1	. . Cabin Fiberglass & Seat Structure Assembly	1		X		X		X	X

ENSTROM F-28/280 SERIES ILLUSTRATED PARTS CATALOG

FIGURE 7-5. WINDOWS, DOORS, AND COMPARTMENT ENCLOSURES
(280, 280C, 280F, 280FX)

ITEM NUMBER	PART NUMBER	DESCRIPTION	QTY PER ASSY	MODELS AFFECTED						
				F-28A	280	F-28C	280C	F-28F	280F	280FX
130	280-113024-1	. . . Main Windshield Post Assembly	1		X		X		X	X
140	3-1AF	. . . Bushing	2		X		X		X	X
150	280-128000-2	. Baggage Compartment Installation	1		X		X		X	X
160	280-114507-1	. Baggage Door Assembly	1		X		X		X	
-160A	280-114507-3	. Baggage Door Assembly	1							X
170	28-12830-11	. . Placard	1		X		X		X	X
180	AN525-832R8	. Screw	2		X		X		X	X
180	AN526-832R8	. Screw (Superseded by AN525-832R8)	2		X		X		X	X
190	NAS1149FN816P	. Washer	4		X		X		X	X
190	AN960-8L	. Washer (Alternate)	4		X		X		X	X
200	MS21083N08	. Nut	2		X		X		X	X
200	AN364-832A	. Nut (Superseded by MS21083N08)	2		X		X		X	X
210	280-114500-13	. Catch	1		X		X		X	X
220	4316	. Tape, 3/4" Wide	A/R		X		X		X	X
-230	28-113047-11	. Rain Fairing, L/H	1		X		X		X	X
240	28-113047-12	. Rain Fairing, R/H	1		X		X		X	X
-250	28-113041-11	. Cabin Trim, L/H	1		X		X		X	X
260	28-113041-12	. Cabin Trim, R/H	1		X		X		X	X
-*	280-117000-1	. Cabin Door Lock Assembly, L/H	1		X		X		X	X
-*	280-117000-2	. Cabin Door Lock Assembly, R/H	1		X		X		X	X
270	AN393-11	. . Pin	2		X		X		X	X
280	MS24665-1013	. . Cotter Pin	2		X		X		X	X
280	AN381-2-7	. . Cotter Pin (Superseded by MS24665-1013)	2		X		X		X	X
290	280-117001-15	. . Clevis	1		X		X		X	X
300	280-117001-23	. . Retainer	1		X		X		X	X
310	MS27039-0808	. . Screw	4		X		X		X	X

ENSTROM F-28/280 SERIES ILLUSTRATED PARTS CATALOG

FIGURE 7-5. WINDOWS, DOORS, AND COMPARTMENT ENCLOSURES
(280, 280C, 280F, 280FX)

ITEM NUMBER	PART NUMBER	DESCRIPTION	QTY PER ASSY	MODELS AFFECTED						
				F-28A	280	F-28C	280C	F-28F	280F	280FX
310	AN525-832R8	.. Screw (Superseded by MS27039-0808)	4		X		X		X	X
320	280-117002-1	.. Cable	1		X		X		X	X
330	MS21919-DG3	.. Clamp	1		X		X		X	X
340	NAS1149FN816P	.. Washer	10		X		X		X	X
340	AN960-8L	.. Washer (Alternate)	10		X		X		X	X
350	280-117000-17	.. Backing Plate	2		X		X		X	X
-360	280-117000-25	.. Bracket, L/H	1		X		X		X	X
370	280-117000-26	.. Bracket, R/H	1		X		X		X	X
380	MS21044N08	.. Nut	8		X		X		X	X
380	AN365-832A	.. Nut (Superseded by MS21044N08)	8		X		X		X	X
390	AN315-3R	.. Nut	8		X		X		X	X
400	AN665-21R	.. Clevis	2		X		X		X	X
-410	280-117003-1	.. Latch Assembly, L/H	1		X		X		X	X
420	280-117003-2	.. Latch Assembly, R/H	1		X		X		X	X
430	NAS1149F0332P	.. Washer	4		X		X		X	X
430	AN960-10L	.. Washer (Alternate)	4		X		X		X	X
440	28-13605-4	.. Shim	A/R		X		X		X	X
-440A	28-13605-5	.. Shim	A/R		X		X		X	X
-440B	28-13605-6	.. Shim	A/R		X		X		X	X
-440C	28-13605-7	.. Shim	A/R		X		X		X	X
-440D	28-13605-8	.. Shim	A/R		X		X		X	X
450	MS27039-0810	.. Screw	3		X		X		X	X
450	AN525-832R10	.. Screw (Superseded by MS27039-0810)	3		X		X		X	X
460	AN507-1032-8	.. Screw	4		X		X		X	X
470	280-117003-27	.. Push Rod Assembly	1		X		X		X	X
480	280-117001-3	.. Latch	1		X		X		X	X
490	280-117001-7	.. Latch Retainer	1		X		X		X	X

ENSTROM F-28/280 SERIES ILLUSTRATED PARTS CATALOG

FIGURE 7-5. WINDOWS, DOORS, AND COMPARTMENT ENCLOSURES
(280, 280C, 280F, 280FX)

ITEM NUMBER	PART NUMBER	DESCRIPTION	QTY PER ASSY	MODELS AFFECTED						
				F-28A	280	F-28C	280C	F-28F	280F	280FX
500	280-117001-5	.. Latch Retainer	1		X		X		X	X
510	AN526-1032R8	.. Screw	2		X		X		X	X
520	280-117001-25	.. Latch Stop	1		X		X		X	X
530	8-32X1/4 IN	.. Screw	1		X		X		X	X
-540	280-117003-3	.. Latch Retainer, L/H	1		X		X		X	X
550	280-117003-4	.. Latch Retainer, R/H	1		X		X		X	X
560	280-117000-10	.. Spring (CS-31)	1		X		X		X	X
570	280-117000-15	.. Bracket	1		X		X		X	X
580	NAS1149F0363P	.. Washer	4		X		X		X	X
580	AN960-10	.. Washer (Alternate)	4		X		X		X	X
590	MS51862-13	.. Screw	2		X		X		X	X
590	AN531-6-6	.. Screw (Superseded by MS51862-13)	2		X		X		X	X
600	MS27039-0807	.. Screw	5		X		X		X	X
600	AN525-832R7	.. Screw (Superseded by MS27039-0807)	5		X		X		X	X
-610	280-113038-11	.. Panel, L/H	1		X		X		X	X
620	280-113038-12	.. Panel, R/H	1		X		X		X	X
630	A1785-6Z1D	.. Tinnerman Nut	2		X		X		X	X
640	MS51861-25	.. Screw	8		X		X		X	X
640	AN530-6R8	.. Screw (Superseded by MS51861-25)	8		X		X		X	X
650	NK525-1032R12	.. Screw	2		X		X		X	X
660	AN935-10L	.. Lock Washer	2		X		X		X	X
670	H2532-13	.. Door Latch (Exterior)	1		X		X		X	X
-	H2532-15	.. Door Latch (L/H Interior)	1		X		X		X	X
-	H2532-16	.. Door Latch (R/H Interior)	1		X		X		X	X
680	ECD060-5	.. Lock Tumbler	1		X		X		X	X
680	110927-3	.. Tumbler Assembly (Replaced by ECD060-5)	1		X		X		X	X
690	LE-026B-00MW	.. Spring	2		X		X		X	X

ENSTROM F-28/280 SERIES ILLUSTRATED PARTS CATALOG

FIGURE 7-5. WINDOWS, DOORS, AND COMPARTMENT ENCLOSURES
(280, 280C, 280F, 280FX)

ITEM NUMBER	PART NUMBER	DESCRIPTION	QTY PER ASSY	MODELS AFFECTED						
				F-28A	280	F-28C	280C	F-28F	280F	280FX
700	280-113027-1	. Door Assembly, L/H	1		X		X		X	X
-710	280-113027-2	. Door Assembly, R/H	1		X		X		X	X
720	280-113027-23	. . Hinge, L/H	1		X		X		X	X
-730	280-113027-24	. . Hinge, R/H	1		X		X		X	X
740	280-113027-31	. . Hinge Pin	1		X		X		X	X
750	AN345-1032	. . Nut	1		X		X		X	X
760	280-113027-13	. . Door Plexiglass, L/H	1		X		X		X	X
-770	280-113027-14	. . Door Plexiglass, R/H	1		X		X		X	X
780	2500-4	. . Weather Strip	A/R		X		X		X	X
-	28-113102-1	. . Door Handle Assembly	1		X		X		X	X
790	28-113102-11	. . . Door Handle	1		X		X		X	X
800	NK525-832R10	. . Screw	2		X		X		X	X
810	280-113039-11	. . Latch Striker	2		X		X		X	X
820	MS27039-0808	. . Screw	8		X		X		X	X
820	AN525-832R8	. . Screw (Superseded by MS27039-0808)	8		X		X		X	X
830	CC-3251	. . Snap Vent	1		X		X		X	X
-	28-11715-11	. . Ring	1		X		X		X	X
840▲	280-113035-1	. . Ash Tray Receptacle Assembly, L/H	1		X		X		X	X
-▲	280-113035-11	. . . Receptacle Door, L/H	1		X		X		X	X
-850▲	280-113035-2	. . Ash Tray Receptacle Assembly, R/H	1		X		X		X	X
-▲	280-113035-12	. . . Receptacle Door, R/H	1		X		X		X	X
860▲	MS51861-24	. . Screw	2		X		X		X	X
860▲	AN530-6R6	. . Screw (Superseded by MS51861-24)	2		X		X		X	X
870	NAS6603-4	. . Bolt	2		X		X		X	X

ENSTROM F-28/280 SERIES ILLUSTRATED PARTS CATALOG

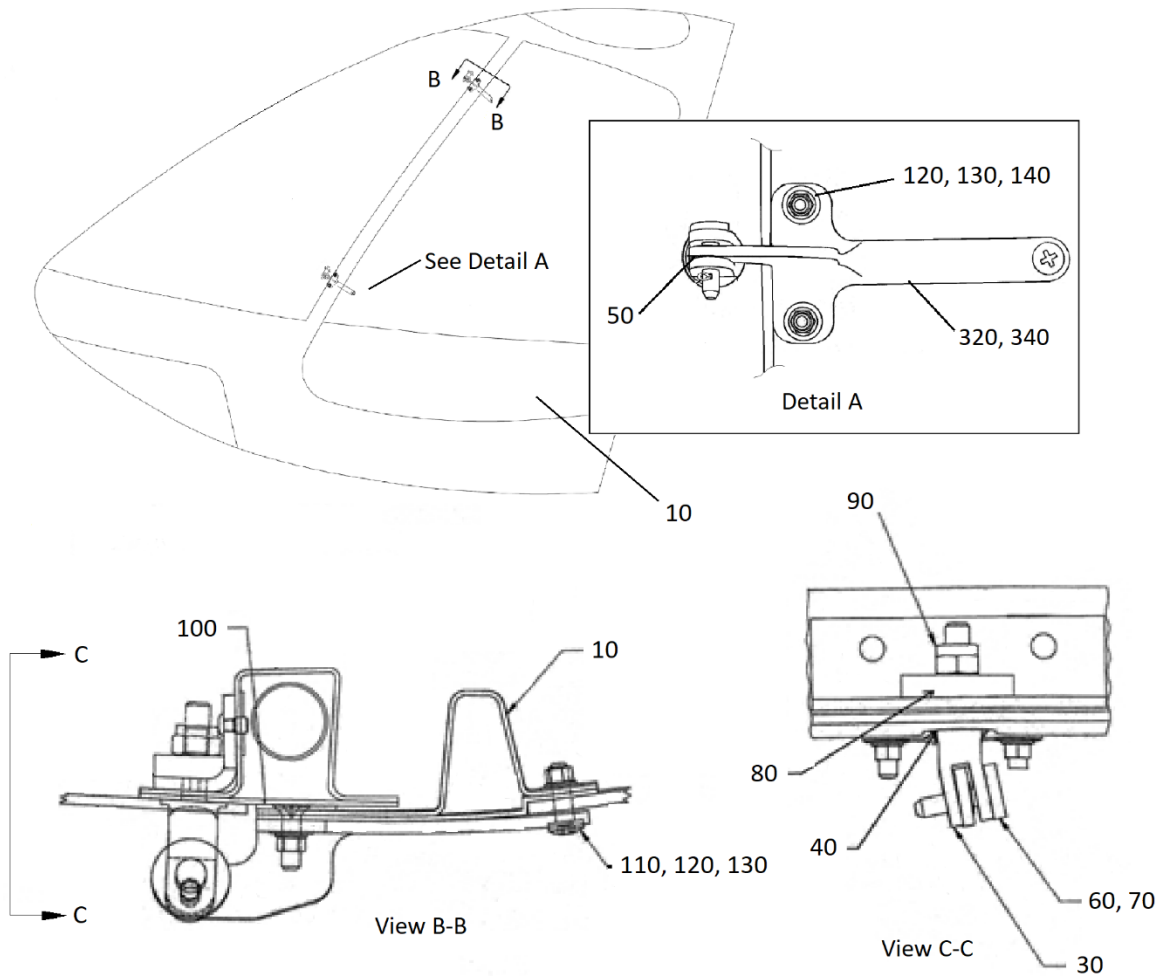
FIGURE 7-5. WINDOWS, DOORS, AND COMPARTMENT ENCLOSURES
(280, 280C, 280F, 280FX)

ITEM NUMBER	PART NUMBER	DESCRIPTION	QTY PER ASSY	MODELS AFFECTED						
				F-28A	280	F-28C	280C	F-28F	280F	280FX
870	AN3-5A	. . Bolt (Superseded by NAS6603-4)	2		X		X		X	X
880	NAS1149F0332P	. . Washer	2		X		X		X	X
880	AN960-10L	. . Washer (Alternate)	2		X		X		X	X
890	MS21044N4	. . Nut	1		X		X		X	X
890	AN365-428A	. . Nut (Superseded by MS21044N4)	1		X		X		X	X
900	NAS1149F0463P	. . Washer	2		X		X		X	X
900	AN960-416	. . Washer (Alternate)	2		X		X		X	X
910	280-113032-11	. Hinge Bracket, L/H	1		X		X		X	X
-920	280-113032-12	. Hinge Bracket, R/H	1		X		X		X	X
930	28-16210-3	. Spacer	A/R		X		X		X	X
-940	28-16211-1	. Spacer	A/R		X		X		X	X
950	NAS6604-7	. Bolt	1		X		X		X	X
950	AN4-7A	. Bolt (Superseded by NAS6604-7)	1		X		X		X	X
960	280-113036-1	. Restraint Strap Assembly	1		X		X		X	X
-	280-113036-11	. . Restraint Strap	1		X		X		X	X
-960A	280-113036-3	. Restraint Strap Assembly	1		X		X		X	X
-	280-113036-13	. . Restraint Strap	1		X		X		X	X
-960B	280-113036-5	. Restraint Strap Assembly	1		X		X		X	X
-	280-113036-15	. . Restraint Strap	1		X		X		X	X
970	280-113037-13	. Restraint Strap Guide	1		X		X		X	X
970	280-113037-11	. Restraint Strap Guide (Superseded by 280-113037-13)	1		X		X		X	X
970	280-113037-1	. Restraint Strap Guide (Superseded by 280-113037-11)	1		X		X		X	X
980	NK525-10R12	. Screw	2		X		X		X	X
990▲	28-113046-3	. Sliding Window Kit, L/H	1		X		X		X	X
-1000▲	28-113046-4	. Sliding Window Kit, R/H	1		X		X		X	X

ENSTROM F-28/280 SERIES ILLUSTRATED PARTS CATALOG

- * All hardware quantities are for one cabin door lock assembly.
- ▲ Optional equipment.

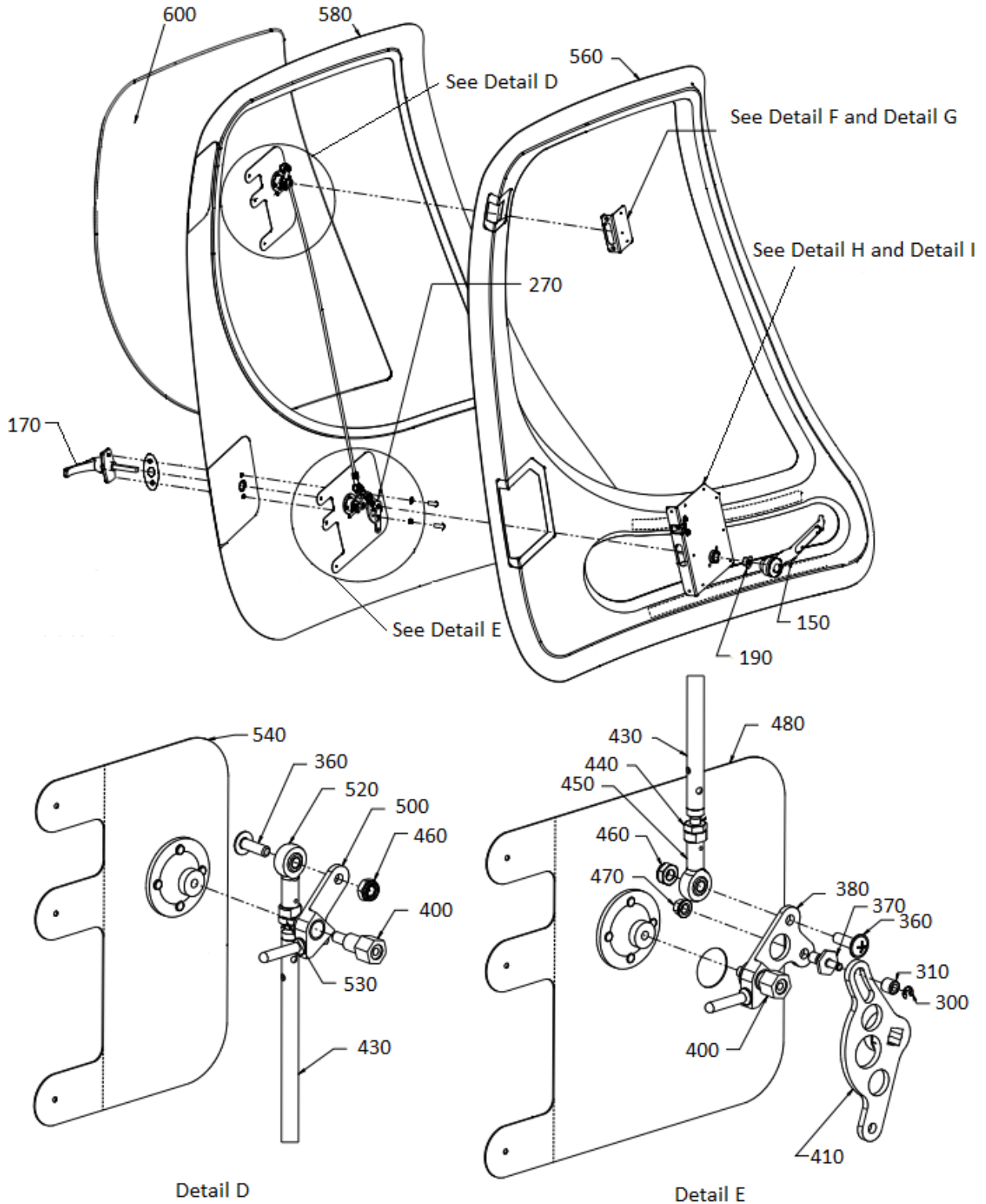
ENSTROM F-28/280 SERIES ILLUSTRATED PARTS CATALOG



Sheet 1 of 3

FIGURE 7-6. 280FX CABIN DOORS ASSEMBLY/INSTALLATION

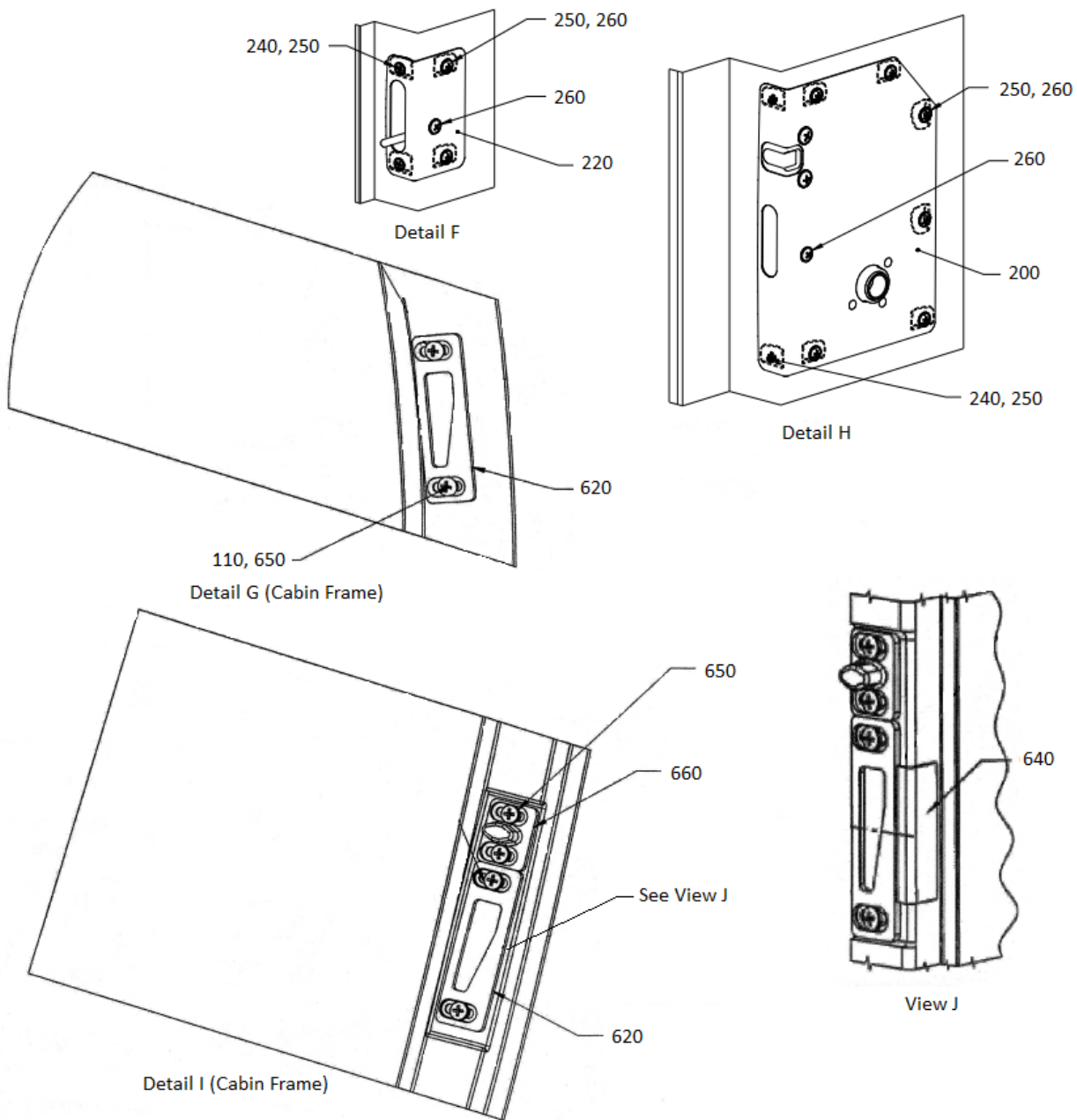
ENSTROM F-28/280 SERIES ILLUSTRATED PARTS CATALOG



Sheet 2 of 3

FIGURE 7-6. 280FX CABIN DOORS ASSEMBLY/INSTALLATION

ENSTROM F-28/280 SERIES ILLUSTRATED PARTS CATALOG



Sheet 3 of 3

FIGURE 7-6. 280FX CABIN DOORS ASSEMBLY/INSTALLATION

ENSTROM F-28/280 SERIES ILLUSTRATED PARTS CATALOG

FIGURE 7-6. 280FX CABIN DOORS ASSEMBLY/INSTALLATION

ITEM NUMBER	PART NUMBER	DESCRIPTION	QTY PER ASSY	MODELS AFFECTED						
				F-28A	280	F-28C	280C	F-28F	280F	280FX
10▲	28-113139-1	Bonded Door Assy - LH	1							X
-20▲	28-113139-2	Bonded Door Assy - RH	1							X
30	4118278-23	. Hinge Post	4							X
40	ECD050-11	. Washer	A/R							X
50	4118283-11	. Hinge Bushing	4							X
60	MS20392-2C17	. Clevis Pin	4							X
70	AN381-2-10	. Cotter Pin	4							X
-75	MS17984C305	. Quick Release Pin (Alternate for MS20392-2C17 & AN381-2-10)	A/R							X
80	4118278-21	. Radius Block	4							X
90	MS21044N4	. Nut	4							X
100	4118284-13	. Hinge Doubler	4							X
110	MS27039-1-09	. Screw	16							X
120	NAS1149D0316H	. Washer	12							X
130	MS21042-3	. Nut	12							X
140	MS24694-S52	. Screw	8							X
150	28-113122-1	. Door Handle Assy - LH	1							X
-160	28-113122-2	. Door Handle Assy - RH	1							X
170	28-113122-3	. Outside Handle Assy (LH)	1							X
-175	ECD060-11	. Handle (LH) (Superseded by 28-113122-3)	1							X
-180	28-113122-4	. Outside Handle Assy (RH)	1							X
-185	ECD060-12	. Handle (RH) (Superseded by 28-113122-4)	1							X
190	4118265-21	. Bushing	1							X
200	28-113114-1	. Lower Door Cover Assy - LH	1							X
-210	28-113114-2	. Lower Door Cover Assy - RH	1							X
220	28-113118-11	. Upper Door Cover - LH	1							X
-230	28-113118-12	. Upper Door Cover - RH	1							X
240	MS24693-S48	. Screw	4							X
250	CB6009CR08-1P	. Click Bond Nutplate	12							X

ENSTROM F-28/280 SERIES ILLUSTRATED PARTS CATALOG

FIGURE 7-6. 280FX CABIN DOORS ASSEMBLY/INSTALLATION

ITEM NUMBER	PART NUMBER	DESCRIPTION	QTY PER ASSY	MODELS AFFECTED						
				F-28A	280	F-28C	280C	F-28F	280F	280FX
260	AN525-832R6	. Screw	10							X
270	MS18066-8	. Set Screw	1							X
-280	X1543HT	. Seal	A/R							X
-290	4119839-11	. Placard	1							X
300	MS16633-4012	. Retaining Ring	1							X
310	28-113113-13	. Cam Roller	1							X
320	28-113135-11	. Door Hinge - Upper LH	1							X
-330	28-113135-12	. Door Hinge - Upper RH	1							X
340	28-113136-11	. Door Hinge - Lower LH	1							X
-350	28-113136-12	. Door Hinge - Lower RH	1							X
360	AN525-10R10	. Screw	2							X
370	28-113113-11	. Cam Pin & Stud	1							X
380	28-113101-3	. Lower Bellcrank Assy - LH	1							X
-390	28-113101-4	. Lower Bellcrank Assy - RH	1							X
400	28-113120-11	. Shoulder Screw	2							X
410	28-113112-11	. Cam Lever Arm - LH	1							X
-420	28-113112-12	. Cam Lever Arm - RH	1							X
430	28-113140-1	. Push Pull Rod Weldment	1							X
440	AN315-3L	. LH Nut	1							X
450	ALJFL3T	. LH Rod End	1							X
-455	60685K31	. LH Rod End (Alternate for ALJFL3T)	2							X
460	MS21083N3	. Nut	2							X
470	MS21042-3	. Nut	1							X
480	28-113103-3	. Lower Doubler Assy - LH	1							X
-490	28-113103-4	. Lower Doubler Assy -RH	1							X
500	28-113101-1	. Upper Bellcrank Assy - LH	1							X
-510	28-113101-2	. Upper Bellcrank Assy - RH	1							X

ENSTROM F-28/280 SERIES ILLUSTRATED PARTS CATALOG

FIGURE 7-6. 280FX CABIN DOORS ASSEMBLY/INSTALLATION

ITEM NUMBER	PART NUMBER	DESCRIPTION	QTY PER ASSY	MODELS AFFECTED						
				F-28A	280	F-28C	280C	F-28F	280F	280FX
520	ALJF3T	. RH Rod End	1							X
-525	60685K31	. RH Rod End (Alternate for ALJF3T)	1							X
530	AN315-3R	. RH Nut	1							X
540	28-113103-1	. Upper Doubler Assy - LH	1							X
-550	28-113103-2	. Upper Doubler Assy - RH	1							X
560	28-113125-11	. Door Skin Doubler - LH	1							X
-570	28-113125-12	. Door Skin Doubler - RH	1							X
580	28-113124-11	. Door Skin - LH	1							X
-590	28-113124-12	. Door Skin - RH	1							X
600	28-113134-11	. LH Door Window	1							X
-610	28-113134-12	. RH Door Window	1							X
620	4118290-16	. Strike	2							X
-630	4118290-15	. Strike	2							X
640	28-113129-11	. Strike Guard	1							X
650	A10K166	. Rivnut	12							X
660	28-113128-11	. Door Guide	2							X

▲ Effectivity and eligibility 280FX S/N 2147, 2168, and subsequent.

Note: All quantities listed are per door.

ENSTROM F-28/280 SERIES ILLUSTRATED PARTS CATALOG

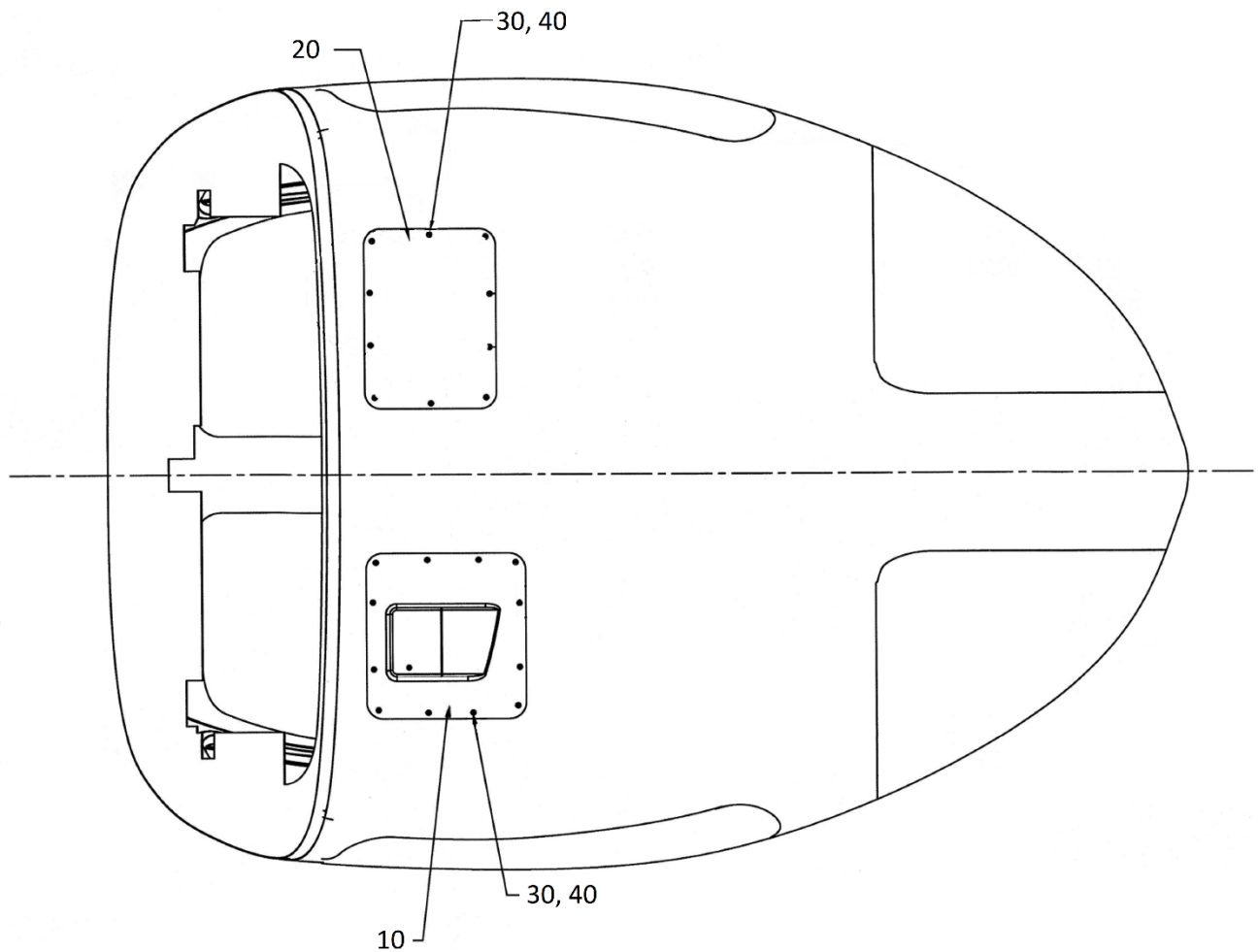


FIGURE 7-7. 280FX CABIN CLOSEOUT INSTALLATION

ENSTROM F-28/280 SERIES ILLUSTRATED PARTS CATALOG

FIGURE 7-7. 280FX CABIN CLOSEOUT INSTALLATION

ITEM NUMBER	PART NUMBER	DESCRIPTION	QTY PER ASSY	MODELS AFFECTED						
				F-28A	280	F-28C	280C	F-28F	280F	280FX
-▲	28-113055-1	Closeout Installation	REF							X
10	28-113054-1	. Closeout Assembly	1							X
20	28-113054-12	. Closeout	1							X
30	8 X 3/8	. Screw	22							X
40	A01787-8Z-1D	. Tinnerman Nut	22							X

▲ Effectivity and eligibility 280FX S/N 2168 and subsequent.

ENSTROM F-28/280 SERIES ILLUSTRATED PARTS CATALOG

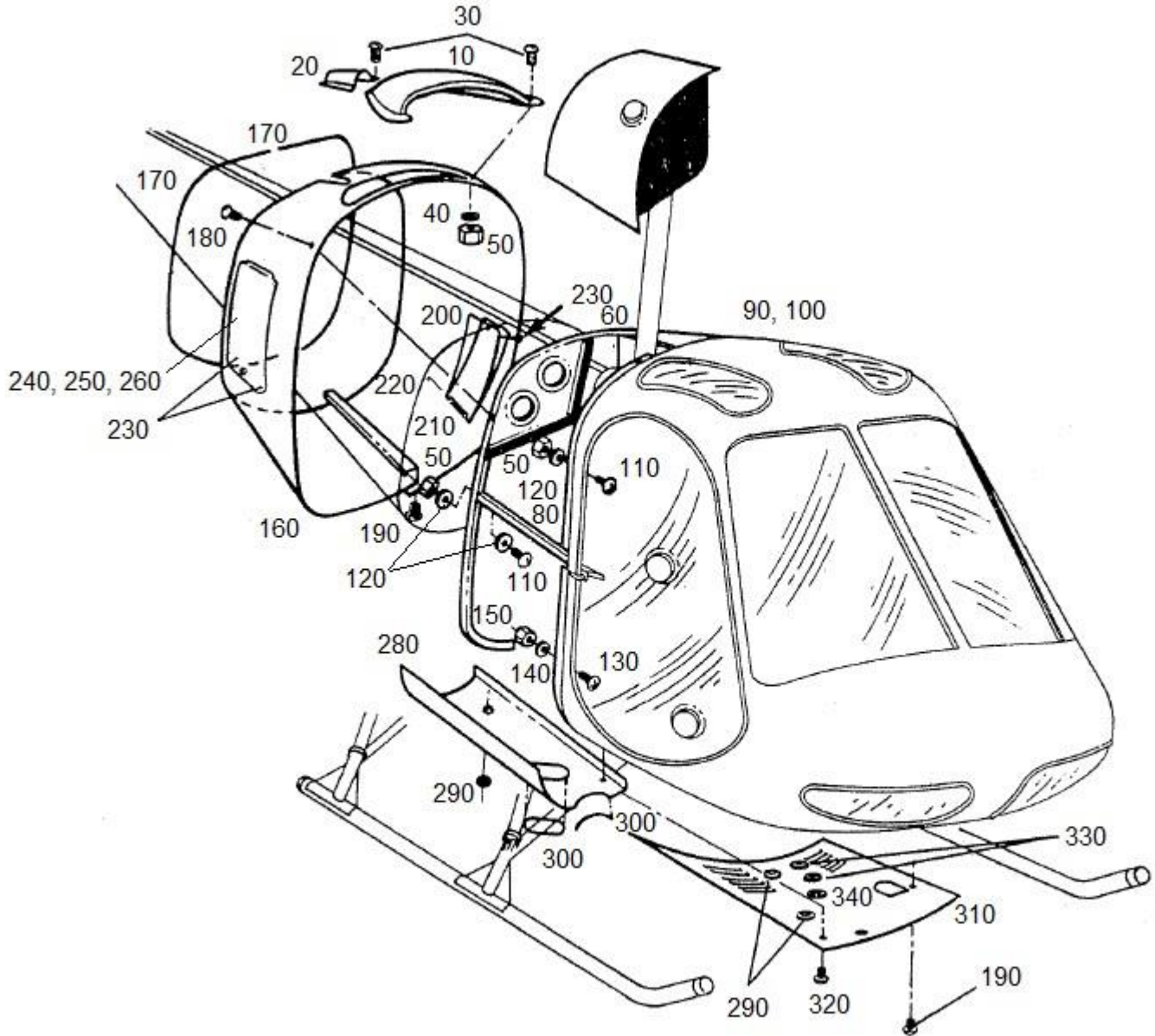


FIGURE 7-8. COWLING (F-28A, F-28C)

ENSTROM F-28/280 SERIES ILLUSTRATED PARTS CATALOG

FIGURE 7-8. COWLING (F-28A, F-28C)

ITEM NUMBER	PART NUMBER	DESCRIPTION	QTY PER ASSY	MODELS AFFECTED						
				F-28A	280	F-28C	280C	F-28F	280F	280FX
-	28-11400-1	Cowl Assembly	1	X	X	X	X	X	X	
10	28-11401-3	. Airscoop	1	X		X	X	X	X	
20	28-11402-1	. Fairing, Tail Rotor Drive Shaft	1	X	X	X	X	X	X	
30	AN525-832R8	. Screw	24	X	X	X	X	X	X	
30	AN526-832R8	. Screw (Superseded by AN525-832R8)	24	X	X	X	X	X	X	
40	NAS1149FN816P	. Washer	24	X	X	X	X	X	X	
40	AN960-8L	. Washer (Alternate)	24	X	X	X	X	X	X	
50	MS21044N08	. Nut	56	X	X	X	X	X	X	
50	AN365-832A	. Nut (Superseded by MS21044N08)	56	X	X	X	X	X	X	
60	28-11420-1	. Cowl Ring Assembly	1	X		X				
-70	28-11413-3	. Support L/H	1	X		X				
80	28-11413-4	. Support R/H	1	X		X				
90	28-11413-9	. Mount, Tank	1	X		X				
-90A	28-11413-10	. Mount, Tank	1	X		X				
100	28-11413-11	. Mount, Cowl	1	X		X				
-100A	28-11413-12	. Mount, Cowl	1	X		X				
-100B	28-11413-13	. Mount, Cowl	1	X		X				
110	MS27039-0806	. Screw	32	X		X				
110	AN525-832R6	. Screw (Superseded by MS27039-0806)	32	X		X				
120	NAS1149FN832P	. Washer	36	X		X				
120	AN960-8	. Washer (Alternate)	36	X		X				
130	AN536-632R6	. Screw	40	X		X				
140	NAS1149FN616P	. Washer	40	X		X				
140	AN960-6L	. Washer (Alternate)	40	X		X				
150	MS21044N06	. Nut	40	X		X				
150	AN365-632A	. Nut (Superseded by MS21044N06)	40	X		X				

ENSTROM F-28/280 SERIES ILLUSTRATED PARTS CATALOG

FIGURE 7-8. COWLING (F-28A, F-28C)

ITEM NUMBER	PART NUMBER	DESCRIPTION	QTY PER ASSY	MODELS AFFECTED						
				F-28A	280	F-28C	280C	F-28F	280F	280FX
160	28-11403-1	. Wraparound Cowl	1	X		X				
170	980-003	. Channel (X-397)	A/R	X		X				
180	AN526-832-8	. Screw	12	X		X				
190	#8x1/2	. Truss Head Screw Type B	21	X		X				
200	28-11442-1	. Door, Inspection	1	X		X				
210	MS20257-1	. Hinge, Piano	1	X		X				
220	MS20253-1	. Pin, Hinge	1	X		X				
230	82-12-120-16	. Stud, Wing	4	X		X				
240	43-13-1-24	. Spring, Ejector	4	X		X				
250	82-32-101-20	. Retainer, Split Ring	4	X		X				
260	82-46-101-39	. Washer, Wear	4	X		X				
-270	28-11405-1	. Side Cowl, L/H Bottom	1	X		X				
280	28-11405-2	. Side Cowl, R/H Bottom	1	X		X				
290	AN931-12-17	. Grommet	5	X		X				
300	980-001	. Channel (X-142)	A/R	X		X				
310	28-11409-1	. Cowl Panel, Bottom	1	X		X				
320	AN525-8R8	. Screw	7	X		X				
330	AN931-10-14	. Grommet	2	X		X				
340	AN931-8-13	. Grommet	3	X		X				

ENSTROM F-28/280 SERIES ILLUSTRATED PARTS CATALOG

INTENTIONALLY LEFT BLANK

ENSTROM F-28/280 SERIES ILLUSTRATED PARTS CATALOG

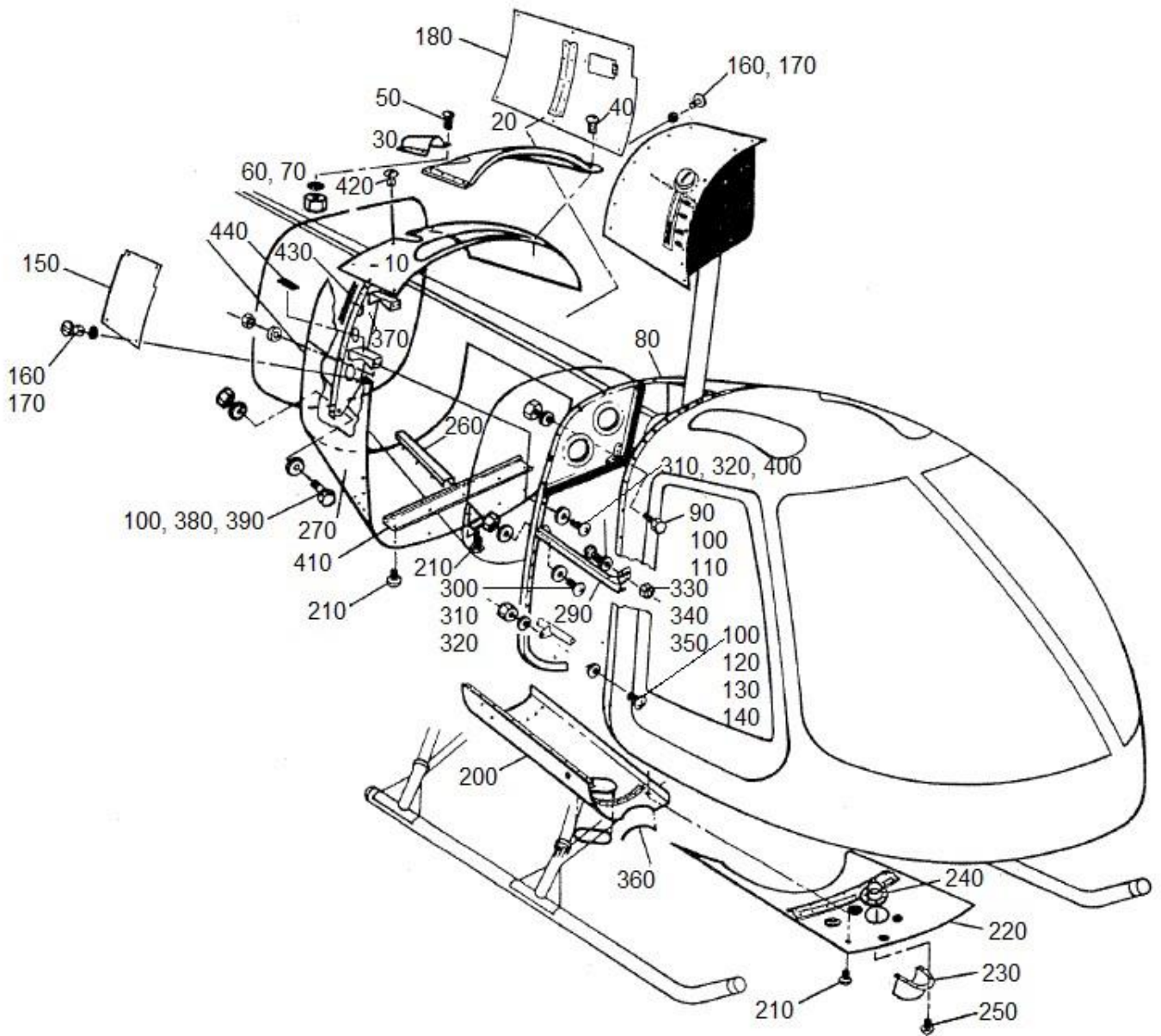


FIGURE 7-9. COWLING (280, 280C)

ENSTROM F-28/280 SERIES ILLUSTRATED PARTS CATALOG

FIGURE 7-9. COWLING (280, 280C)

ITEM NUMBER	PART NUMBER	DESCRIPTION	QTY PER ASSY	MODELS AFFECTED						
				F-28A	280	F-28C	280C	F-28F	280F	280FX
10	280-114501-1	Upper Cowling Assembly	1		X		X			
20*	280-114509-1	. Airscoop	1		X		X			
30	28-11402-1	. Fairing, Tail Rotor Drive Shaft	1		X		X			
40	MS20470AD3-4	. Rivet	A/R		X		X			
50	MS35206-228	. Screw	5		X		X			
50	AN526-632R6	. Screw (Superseded by MS35206-228)	5		X		X			
60	NAS1149FN616P	. Washer	5		X		X			
60	AN960-6L	. Washer (Alternate)	5		X		X			
70	MS21044N06	. Nut	5		X		X			
70	AN365-632A	. Nut (Superseded by MS21044N06)	5		X		X			
80	28-11460-3	. Aft Cowl Ring (F-28C-2)	1		X	X	X	X	X	X
90	NAS6603-4	. Bolt	2	X	X	X	X	X	X	X
90	AN3-5A	. Bolt (Superseded by NAS6603-4)	2	X	X	X	X	X	X	X
100	NAS1149F0332P	. Washer	A/R	X	X	X	X	X	X	X
100	AN960-10L	. Washer (Alternate)	A/R	X	X	X	X	X	X	X
110	MS21044N3	. Nut	2	X	X	X	X	X	X	X
110	AN365-1032A	. Nut (Superseded by MS21044N3)	2	X	X	X	X	X	X	X
120	AN520-10-9	. Screw	2	X	X	X	X	X	X	X
130	NAS1149F0363P	. Washer	A/R	X	X	X	X	X	X	X
130	AN960-10	. Washer (Alternate)	A/R	X	X	X	X	X	X	X
140	MS21083N3	. Nut	2		X		X			
140	AN364-1032A	. Nut (Superseded by MS21083N3)	2		X		X			
150	280-114504-1	. Step Cover Assembly	1		X		X			
160	AJ4-30	. Stud	10		X		X			
170	GA4-250	. Grommet	10		X		X			
180	280-114502-5	. Side Cowl Assembly	1		X		X			
-190	280-114503-3	. Lower Quarter Panel, L/H	1		X		X			
200	280-114503-4	. Lower Quarter Panel, R/H	1		X		X			

ENSTROM F-28/280 SERIES ILLUSTRATED PARTS CATALOG

FIGURE 7-9. COWLING (280, 280C)

ITEM NUMBER	PART NUMBER	DESCRIPTION	QTY PER ASSY	MODELS AFFECTED						
				F-28A	280	F-28C	280C	F-28F	280F	280FX
210	MS51861-35	. Screw	A/R		X		X			
210	AN530-8R8	. Screw (Superseded by MS51861-35)	A/R		X		X			
220	280-114503-1	. Lower Center Cowl	1		X		X			
230	28-12706-11	. Hot Air Deflector	1		X		X			
230	28-12706-1	. Hot Air Deflector (Replaced by 28-12706-11)	1		X		X			
240	28-12305-1	. Stub	1		X		X			
250	MS20470AD4-4	. Rivet	A/R		X		X			
260	280-114503-5	. Aft Cowl Assembly, L/H	1		X		X			
270	280-114503-6	. Aft Cowl Assembly, R/H	1		X		X			
-280	280-114500-17	. Channel, L/H	1		X		X			
290	280-114500-18	. Channel, R/H	1		X		X			
300	MS35206-245	. Screw	4		X		X			
300	AN515-8R8	. Screw (Superseded by MS35206-245)	4		X	X	X	X	X	X
310	NAS1149FN816P	. Washer	26		X	X	X	X	X	X
310	AN960-8L	. Washer (Alternate)	26		X	X	X	X	X	X
320	MS21044N08	. Nut	16		X	X	X	X	X	X
320	AN365-832A	. Nut (Superseded by MS21044N08)	16		X	X	X	X	X	X
330	AN525-1032-8	. Screw	2		X	X	X	X	X	X
340	NAS1149D0363J	. Washer	2		X	X	X	X	X	X
340	AN960PD10	. Washer (Alternate)	2		X	X	X	X	X	X
350	MS21044N3	. Nut	4		X	X	X	X	X	X
350	AN365-1032A	. Nut (Superseded by MS21044N3)	4		X	X	X	X	X	X
-	AN525-8R7	. Bolt	2		X	X	X	X	X	X
360	980-001	. Channel (X-142)	A/R		X	X	X	X	X	X
370**	280-114505-2	. Step Assembly Cowl	1		X	X	X	X	X	X
380	NAS66032	. Bolt	2		X	X	X	X	X	X

ENSTROM F-28/280 SERIES ILLUSTRATED PARTS CATALOG

FIGURE 7-9. COWLING (280, 280C)

ITEM NUMBER	PART NUMBER	DESCRIPTION	QTY PER ASSY	MODELS AFFECTED						
				F-28A	280	F-28C	280C	F-28F	280F	280FX
380	AN3-4A	. Bolt (Superseded by NAS66032)	2		X	X	X	X	X	X
390	AN364-W33A	. Nut	2		X	X	X	X	X	X
400	MS35206-245	. Screw	10		X	X	X	X	X	X
400	AN515-8R8	. Screw (Superseded by MS35206-245)	10		X	X	X	X	X	X
410	280-114508-1	. Aft Cowl Support	1		X	X	X	X	X	X
410**	280-114508-11	. Aft Cowl Support (Replaced by 280-114508-1)	1		X	X	X	X	X	X
420	82-11-120-16	. Stud	4		X	X	X	X	X	X
430	#4316	. 1/16" x 3/4" Tape	A/R		X	X	X	X	X	X
440	300-169	. Non-Skid Coating	2		X	X	X	X	X	X
440	28-17006-13	. Non-Slip Surface Tape (Superseded by 300-169)	2		X	X	X	X	X	X

* Early model 280C.

** Late model F-28C-2.

ENSTROM F-28/280 SERIES ILLUSTRATED PARTS CATALOG

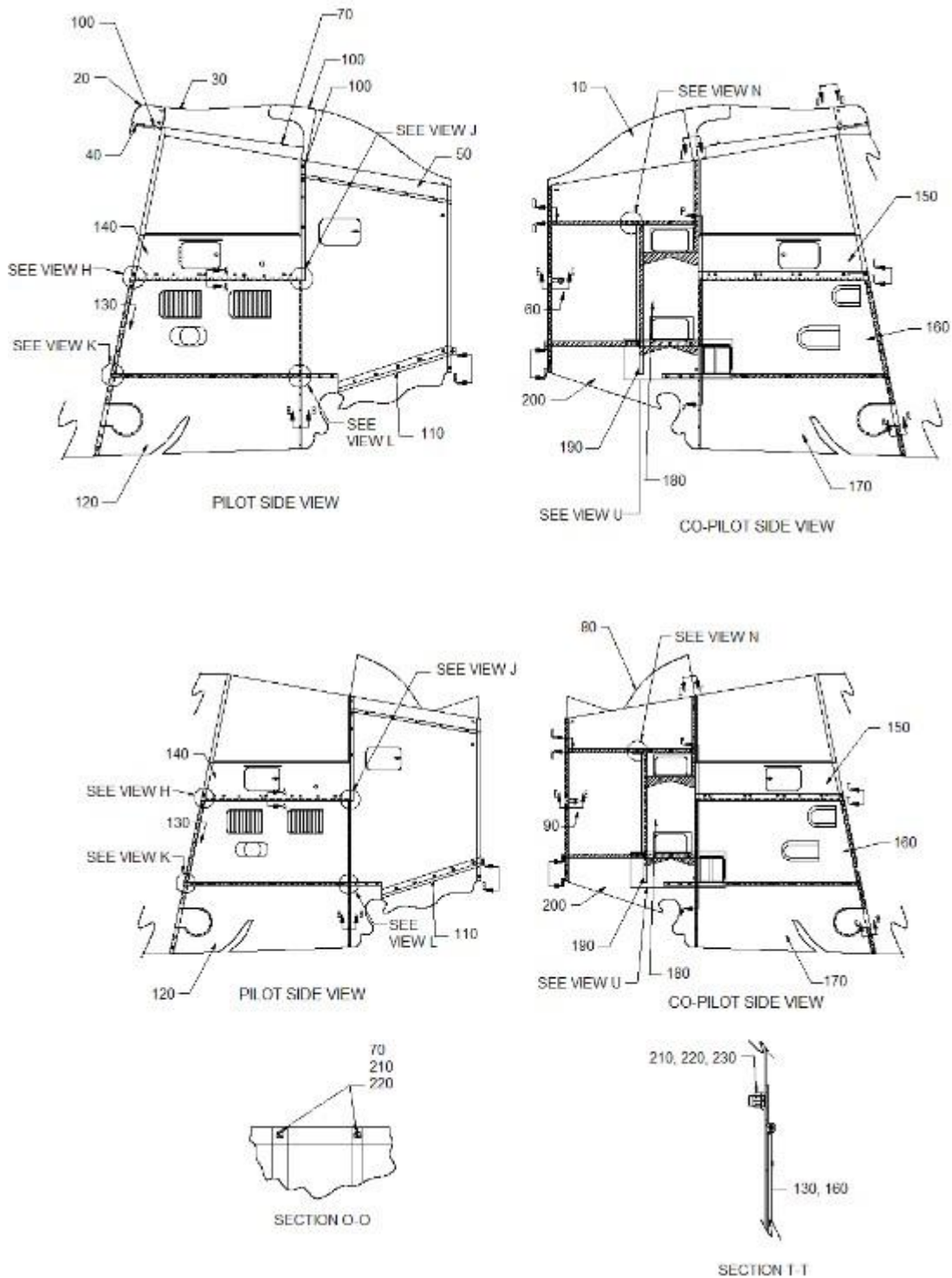
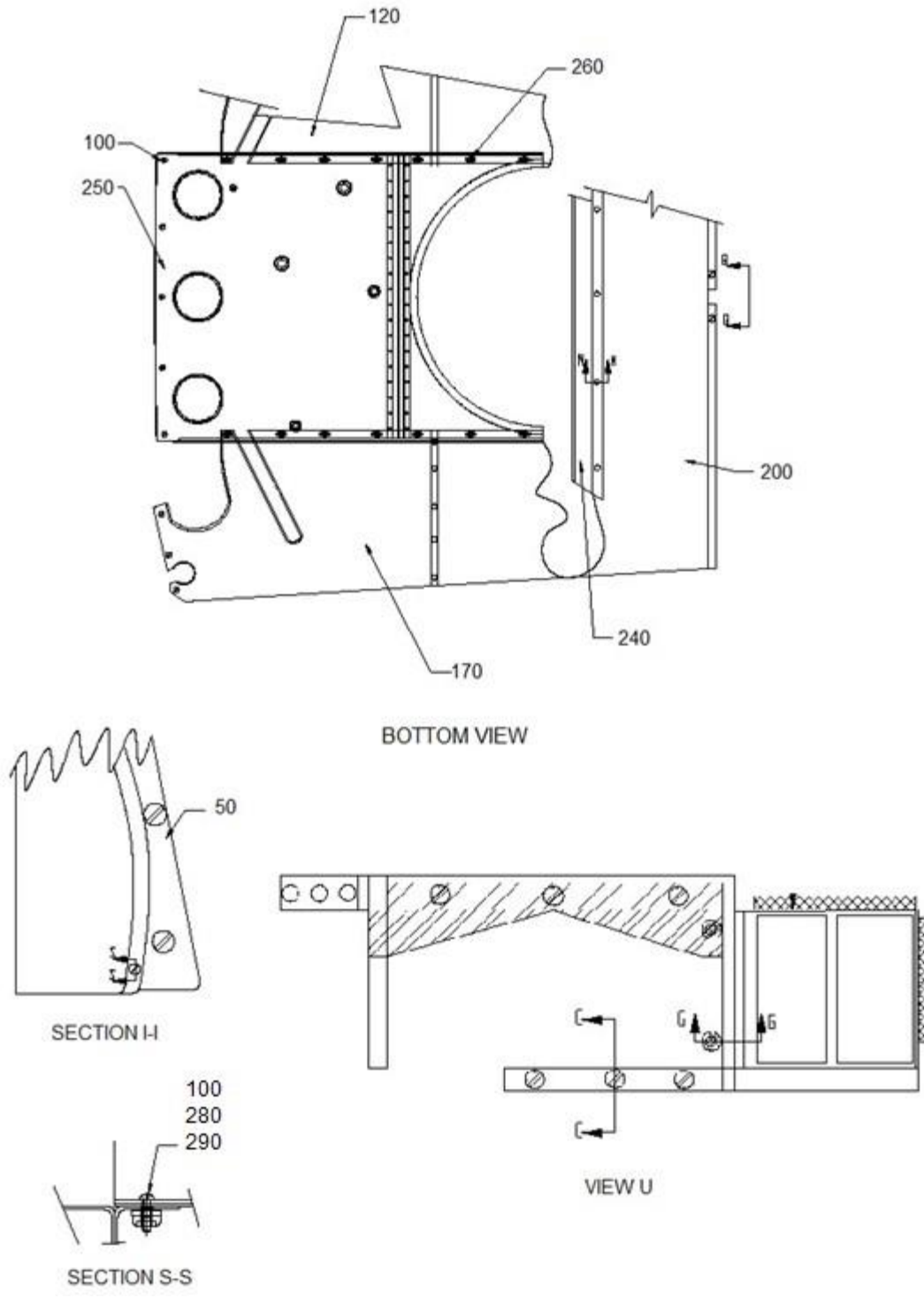


FIGURE 7-10. COWLING (F-28F, 280FX)

ENSTROM F-28/280 SERIES ILLUSTRATED PARTS CATALOG



Sheet 2 of 4

FIGURE 7-10. COWLING (F-28F, 280FX)

ENSTROM F-28/280 SERIES ILLUSTRATED PARTS CATALOG

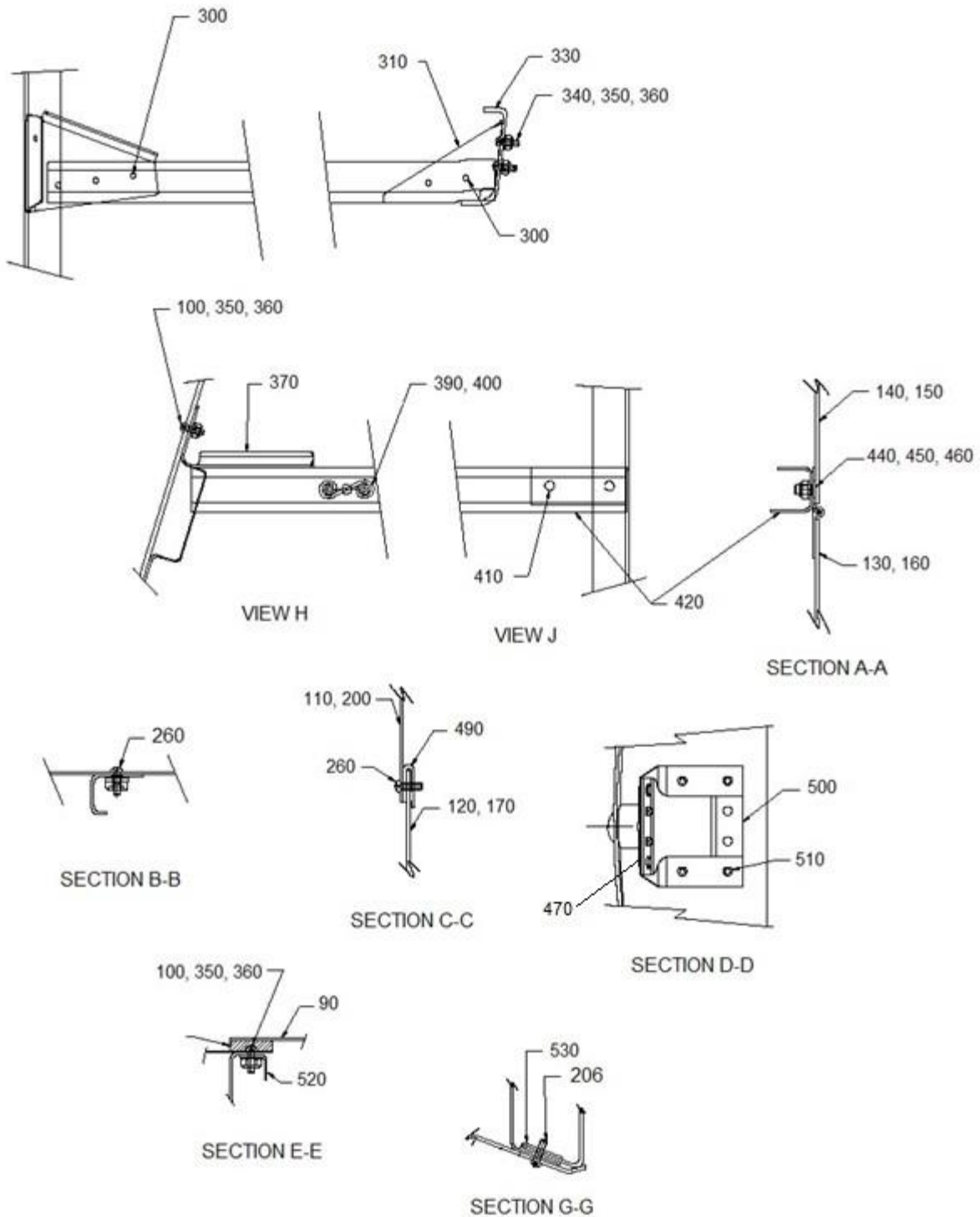
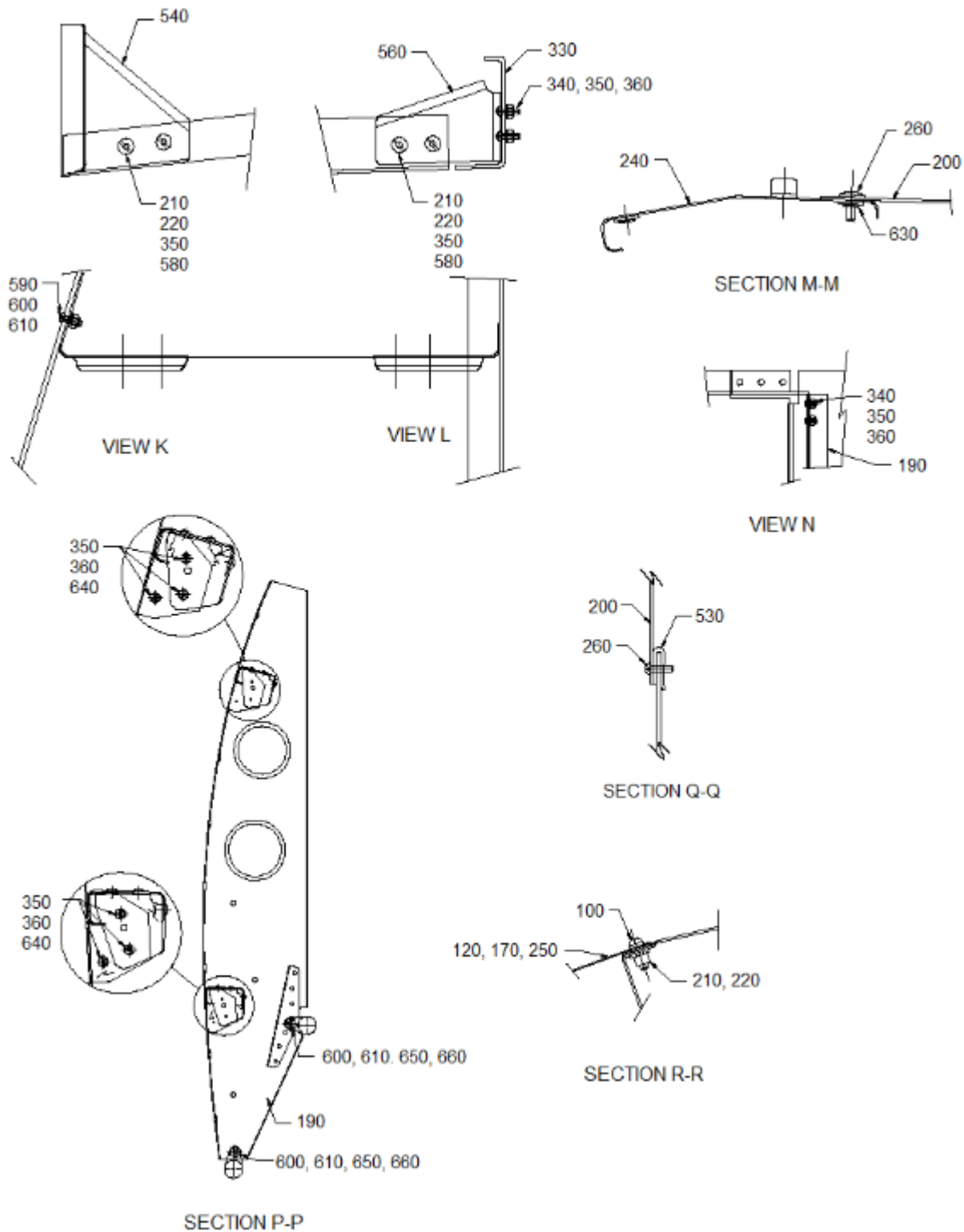


FIGURE 7-10. COWLING (F-28F, 280FX)

ENSTROM F-28/280 SERIES ILLUSTRATED PARTS CATALOG



Sheet 4 of 4

FIGURE 7-10. COWLING (F-28F, 280FX)

ENSTROM F-28/280 SERIES ILLUSTRATED PARTS CATALOG

FIGURE 7-10. COWLING (F-28F, 280FX)

ITEM NUMBER	PART NUMBER	DESCRIPTION	QTY PER ASSY	MODELS AFFECTED						
				F-28A	280	F-28C	280C	F-28F	280F	280FX
—*	28-114014-5	Cowl Installation	REF							X
10	28-114019-3	. Top Cowl & Air Scoop Assembly	1							X
20	28-114023-11	. Airscoop	1							X
30	28-114024-1	. Airduct	1							X
40	28-114026-3	. Nutplate Assembly	1							X
50	28-114022-1	. Panel Assembly	1							X
60	280-114507-3	. Baggage Door Assembly	1							X
70	AN525-832R10	. Screw	4							X
—**	28-114014-9	Cowl Installation	REF					X		
80	28-114019-5	. Top Cowl & Air Scoop Assembly	1					X		
90	280-114507-1	. Baggage Door Assembly	1					X		
100▲	AN525-832R8	. Screw	30					X		X
110	28-114011-5	. Side Cowl Assembly	1					X		X
120	28-114015-1	. Bottom Left Side Cowling Assembly	1					X		X
130	28-114017-1	. Left Side Cowl Assembly	1					X		X
140	280-114502-3	. Left Upper Panel Assembly	1					X		X
—	280-114502-13	. . Left Panel	10					X		X
—	AJ4-35	. . Fastener Stud	4					X		X
—	GA4-250	. . Grommet	4					X		X
—	28-11443-1	. . Shield	1					X		X
—	MS20470A3-3	. . Rivet	8					X		X
—	33+ Super 3/4"	. . Vinyl Electrical Tape	A/R					X		X
—	5451	. . Teflon Tape	A/R					X		X
—	28-11440-1	. . Inspection Door Assembly	1					X		X
—	82-35-302-15	. . Receptacle	1					X		X
—	MS20426AD3-5	. . Rivet	2					X		X
150	280-114502-4	. Right Upper Panel Assembly	1					X		X
—	280-114502-14	. . Right Panel	1					X		X
—	AJ4-25	. . Fastener Stud	4					X		X

ENSTROM F-28/280 SERIES ILLUSTRATED PARTS CATALOG

FIGURE 7-10. COWLING (F-28F, 280FX)

ITEM NUMBER	PART NUMBER	DESCRIPTION	QTY PER ASSY	MODELS AFFECTED						
				F-28A	280	F-28C	280C	F-28F	280F	280FX
-	GA4-250	. . Grommet	4					X		X
-	28-11443-1	. . Shield	1					X		X
-	MS20470A3-3	. . Rivet	8					X		X
-	33+ Super 3/4"	. . Vinyl Electrical Tape	A/R					X		X
-	5451	. . Teflon Tape	A/R					X		X
-	28-11440-1	. . Inspection Door Assembly	1					X		X
-	82-35-302-15	. . Receptacle	1					X		X
-	MS20426AD3-5	. . Rivet	2					X		X
160	28-114018-1	. Right Side Cowl Assembly	1					X		X
170	28-114015-2	. Bottom Right Side Cowling Assembly	1					X		X
180	28-114013-3	. Step Panel Assembly	1					X		X
190	280-114505-2	. Step Assembly	1					X		X
200	28-114012-1	. Cowl, Lower Panel Assembly	1					X		X
210◆	MS35333-40	. Lock Washer	23					X		X
220◆◇	S8P-150	. Plus Nut	23					X		X
230	MS24693-S51	. Screw	2					X		X
240	280-114508-1	. Aft Cowl Support Assembly	1					X		X
250	28-114016-7	. Center Skin Lower Assembly	1					X		X
260	8 X 1/2	. Screw	47					X		X
280	MS20426AD3-5	. Rivet	4					X		X
290	MS21080-08K	. Nutplate	2					X		X
300	MS20470AD4-3	. Rivet	10					X		X
310	28-11413-5	. Left Aft Attaching Bracket	1					X		X
-320	28-11413-6	. Right Aft Attaching Bracket	1					X		X
330	28-11460-1	. Aft Cowl Ring Assembly and Installation	1					X		X
340	MS35206-244	. Screw	12					X		X
350	NAS1149FN816P	. Washer	46					X		X
360	MS21044N08	. Nut	24					X		X
370	280-114500-19	. Clip	1					X		X

ENSTROM F-28/280 SERIES ILLUSTRATED PARTS CATALOG

FIGURE 7-10. COWLING (F-28F, 280FX)

ITEM NUMBER	PART NUMBER	DESCRIPTION	QTY PER ASSY	MODELS AFFECTED						
				F-28A	280	F-28C	280C	F-28F	280F	280FX
-380	280-114500-20	. Clip	1					X		X
390	1219-4200-Z3Y	. Spring	8					X		X
400‡	MS20426A3-4	. Rivet	16					X		X
410	MS20426AD3-4	. Rivet	4					X		X
420	280-114500-17	. Channel, L/H	1					X		X
-430	280-114500-18	. Channel, R/H	1					X		X
440	MS24693-S25	. Screw	12					X		X
450	NAS1149FN616P	. Washer	12					X		X
460	MS21044N06	. Nut	12					X		X
470	MS20470AD3-4	. Rivet	5					X		X
490	A01787-8Z-1D	. Tinnerman Nut	6					X		X
500	280-114501-5	. Vibration Mount Assembly	5					X		X
510	MS20470AD4-3.5	. Rivet	20					X		X
520	280-114500-13	. Catch	1					X		X
530	A01789-8Z-1D	. Tinnerman Nut	6					X		X
540	280-114500-21	. Bracket	1					X		X
-550	280-114500-22	. Bracket	1					X		X
560	280-114500-23	. Bracket	1					X		X
-570	280-114500-24	. Bracket	1					X		X
580	MS35206-246	. Screw	8					X		X
590	AN525-10R8	. Screw	2					X		X
600	NAS1149F0332P	. Washer	6					X		X
610	MS21044N3	. Nut	6					X		X
-620	AN3-6A	. Bolt	2					X		X
630	A06195-8Z-1D	. Tinnerman Nut	9					X		X
640	MS35206-245	. Screw	6					X		X
650	AN3-4A	. Bolt	2					X		X
660	NAS1149F0363P	. Washer	2					X		X

ENSTROM F-28/280 SERIES ILLUSTRATED PARTS CATALOG

- * Effectivity 280FX S/N 2172 and subsequent; eligibility 280FX S/N 2001 and subsequent.
- ** Effectivity F-28F S/N 833 and subsequent; eligibility F-28F S/N 509 and subsequent.
- ▲ Install 13 additional screws into 28-114014-5.
- ◆ Install 2 additional lock washers and plus nuts into 28-114014-5.
- ‡ CRR264SS-3-02 rivet with NAS1149FN316P washer is an acceptable alternate.
- ◇ In Section R-R and T-T, S8P-270 is an acceptable alternate to S8P-150.

ENSTROM F-28/280 SERIES ILLUSTRATED PARTS CATALOG

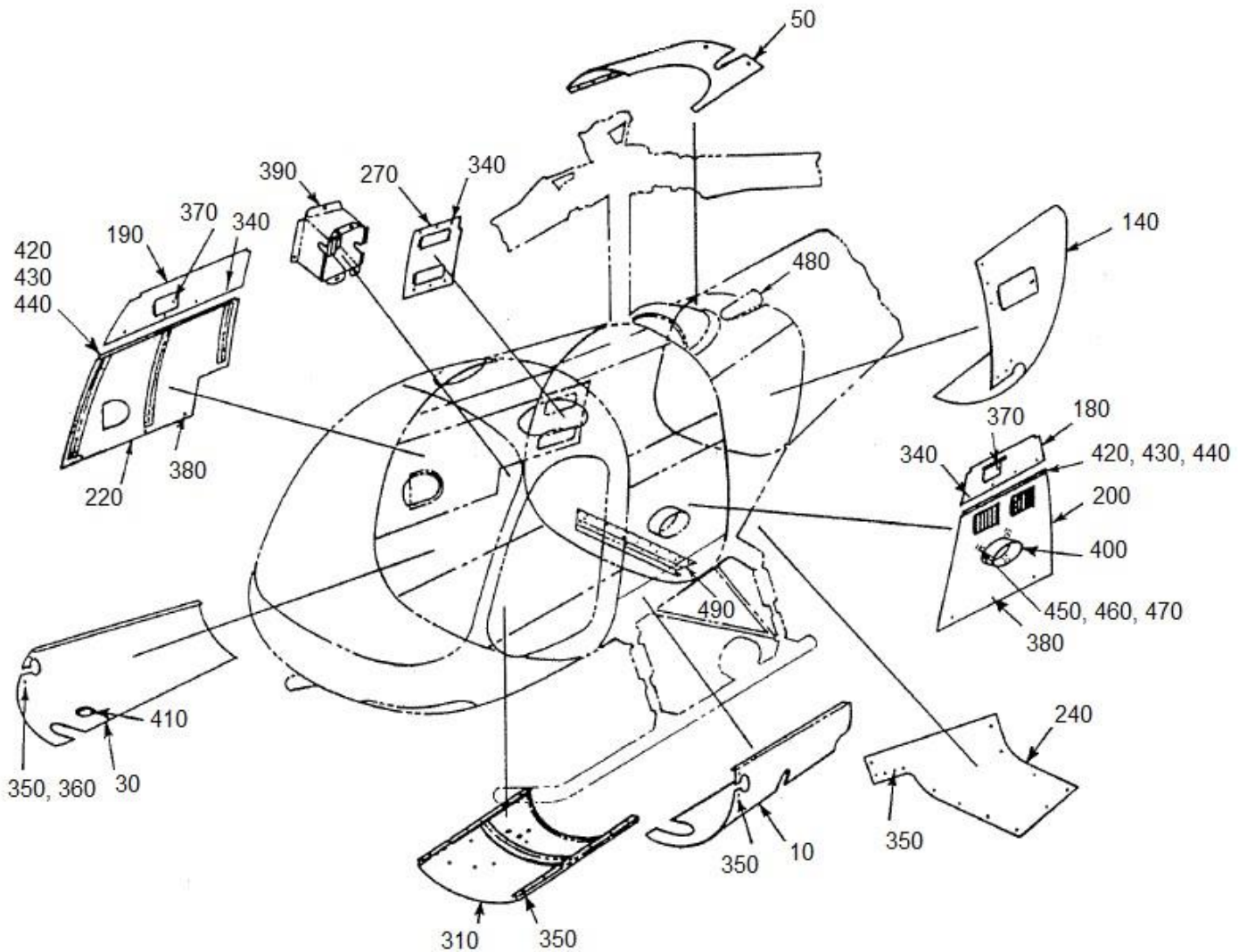


FIGURE 7-11. ENGINE COMPARTMENT ENCLOSURES

ENSTROM F-28/280 SERIES ILLUSTRATED PARTS CATALOG

FIGURE 7-11. ENGINE COMPARTMENT ENCLOSURES

ITEM NUMBER	PART NUMBER	DESCRIPTION	QTY PER ASSY	MODELS AFFECTED						
				F-28A	280	F-28C	280C	F-28F	280F	280FX
-	28-114014-1	Cowl Installation	REF			X	X	X	X	
-*	28-114014-3	Cowl Installation	REF							X
-◇	28-114014-5	Cowl Installation	REF							X
-‡	28-114014-7	Cowl Installation	REF					X		
-▲	28-114014-9	Cowl Installation	REF					X		
10	28-114015-1	. Bottom Left Side Cowling Assembly	1			X	X	X	X	X
-20	280-114503-3	. Bottom Left Side Cowling	1		X					
30	28-114015-2	. Bottom Right Side Cowling Assembly	1			X	X	X	X	X
-40	280-114503-4	. Bottom Right Side Cowling	1		X					
50	28-114010-11	. Top Skin	1			X	X	X	X	
-60	28-114010-12	. Channel	1		X	X	X	X	X	
-70	28-114501-1	. Top Skin	1		X					
-80	28-114509	. Air Scoop	1		X					
-90	28-11401-3	. Air Scoop	1			X	X	X	X	
-100	28-114019-3	. Top Cowl and Air Scoop Assembly	1							X
-110	28-114019-11	. . Top Skin	1							X
-120	28-114025-1	. . Air Scoop Aft	1							X
-130	28-114019-13	. . Channel	1							X
140	28-114011-5	. Side Cowl Assembly	1					X		X
-150	28-114011-17	. . Side Cowl	1		X	X	X	X	X	X
-160	28-114011-13	. . Stiffener	1			X	X	X	X	X
-170	28-114011-15	. Aft Side Cowl	1							X
180●	280-114502-3	. Left Upper Panel Assembly	1		X	X	X	X	X	X
190●	280-114502-4	. Right Upper Panel Assembly	1		X	X	X	X	X	X
200	28-114017-1	. Left Side Cowl Assembly	1			X	X	X	X	X
-210	280-114502-1	. Left Side Cowl Assembly	1		X					
220	28-114018-1	. Right Side Cowl Assembly	1			X	X	X	X	X
-230	28-114002-3	. Right Side Cowl Assembly	1		X					

ENSTROM F-28/280 SERIES ILLUSTRATED PARTS CATALOG

FIGURE 7-11. ENGINE COMPARTMENT ENCLOSURES

ITEM NUMBER	PART NUMBER	DESCRIPTION	QTY PER ASSY	MODELS AFFECTED						
				F-28A	280	F-28C	280C	F-28F	280F	280FX
240●	28-114012-11	. Lower Panel Cowl	1			X	X	X	X	X
-250	280-114503-5	. Aft Bottom Cowl, L/H	1		X					
-260	280-114503-6	. Aft Bottom Cowl, R/H	1		X					
270	28-114013-3	. Step Panel Assembly	1		X	X	X	X	X	X
-280	28-114013-17	. . Step Panel	1		X	X	X	X	X	X
-280	28-114013-11	. . Step Panel (Replaced by 28-114013-17)	1		X	X	X	X	X	X
-290	28-114013-12	. . Shim	2		X	X	X	X	X	X
-300	28-114013-13	. . Door	2		X	X	X	X	X	X
310	28-114016-7	. Center Skin Lower Assembly	1			X	X	X	X	X
310	28-114016-1	. Lower Center Cowl (Replaced by 28-14016-7)	1			X	X	X	X	X
-320	28-114016-3	. Bottom Center Cowl	1					X		
-330	280-114503-1	. Bottom Center Cowl	1		X					
340	82-11-120-16	. Stud	A/R			X	X	X	X	X
350	NK-525-8R8	. Screw	A/R			X	X	X	X	X
360	1/2 X 8R	. Screw	A/R			X	X	X	X	X
370	82-12-120-16	. Stud	A/R			X	X	X	X	X
380	85-140-16	. Stud	A/R			X	X	X	X	X
390	280-126003-1	. Duct Assembly - Exit Oil Cooler	1		X	X	X	X	X	X
400	28-114003-3	. Exhaust Outlet Shield Assembly	1		X	X	X	X	X	X
400	28-114003-1	. Exhaust Outlet Shield Assembly (Replaced by 28-114003-3)	1		X	X	X	X	X	X
410△	GS-3	. Grommet	A/R			X	X	X	X	X
420	MS24693-S25	. Screw	A/R			X	X	X	X	X
420	AN507-632R5	. Screw (Superseded by MS24693-S25)	A/R			X	X	X	X	X
430	AN960PD6L	. Washer	A/R			X	X	X	X	X
440	MS21083N06	. Lock Nut	A/R			X	X	X	X	X
440	AN364-632A	. Lock Nut (Superseded by MS21083N06)	A/R			X	X	X	X	X
450	MS27039-0807	. Screw	3			X	X	X	X	X

ENSTROM F-28/280 SERIES ILLUSTRATED PARTS CATALOG

FIGURE 7-11. ENGINE COMPARTMENT ENCLOSURES

ITEM NUMBER	PART NUMBER	DESCRIPTION	QTY PER ASSY	MODELS AFFECTED						
				F-28A	280	F-28C	280C	F-28F	280F	280FX
450	AN525-832R7	. Screw (Superseded by MS27039-0807)	3			X	X	X	X	X
460	NAS1149FN816P	. Washer	3			X	X	X	X	X
460	AN960-8L	. Washer (Alternate)	3			X	X	X	X	X
470	MS21083N08	. Lock Nut	3			X	X	X	X	X
470	AN364-832A	. Lock Nut (Superseded by MS21083N08)	3			X	X	X	X	X
480	28-11402-1	. Tail Rotor Shaft Fairing	1		X	X	X	X	X	
490	280-114508-1	. Support Lower Cowl	1		X	X	X	X	X	X
490	280-114508-11	. Support Lower Cowl (Replaced by 280-114508-1)	1		X	X	X	X	X	X

* Effectivity 280FX S/N 2001.

◇ Effectivity 280FX S/N 2172 and subsequent. Eligibility 280FX S/N 2001 and subsequent.

‡ Effectivity F-28F S/N 745 and subsequent.

▲ Effectivity F-28F S/N 833 and subsequent. Eligibility F-28F S/N 509 and subsequent.

● Used on F-28C-2 models.

△ Used on late model aircraft with relocated fuel strainer.

ENSTROM F-28/280 SERIES ILLUSTRATED PARTS CATALOG

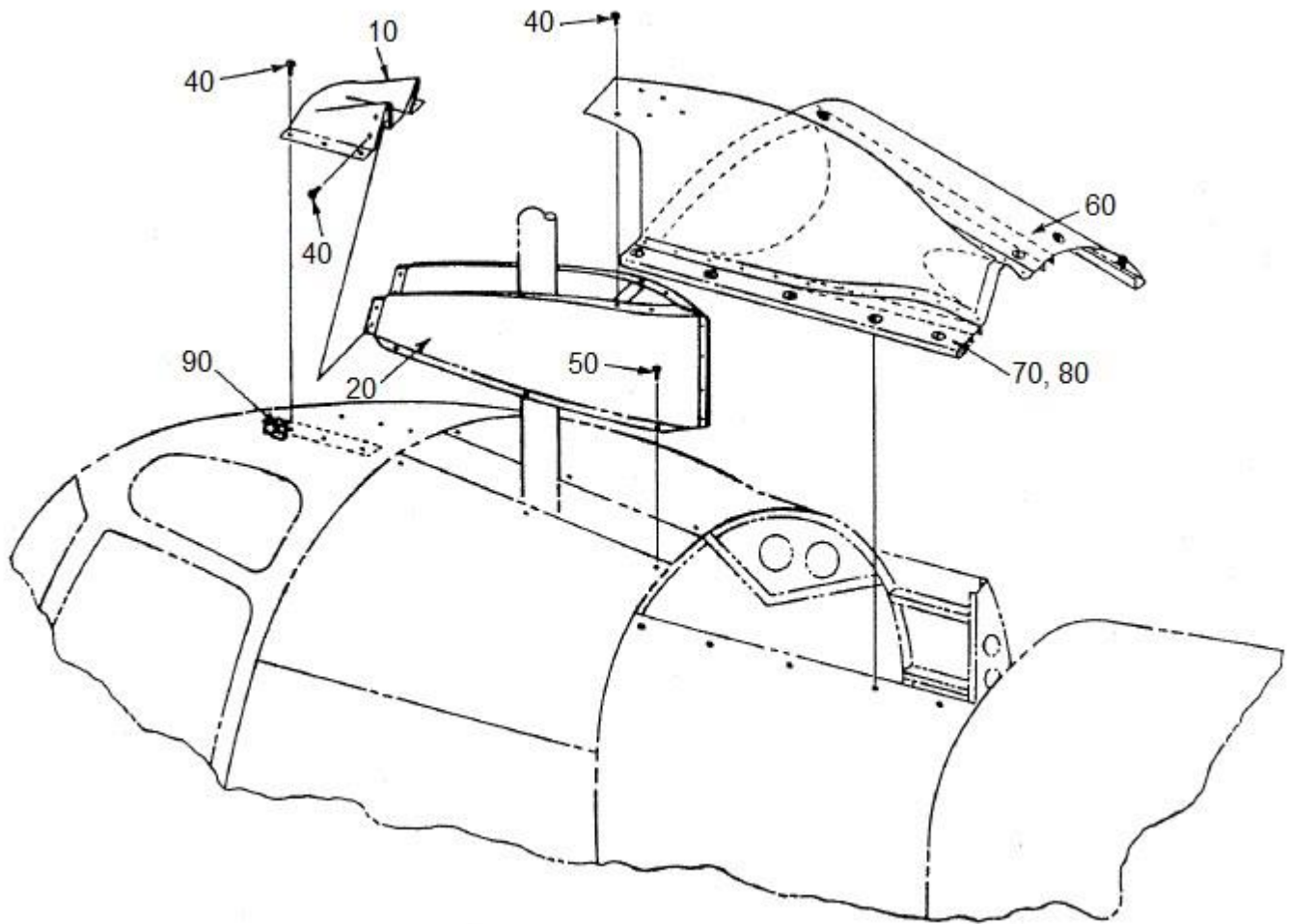


FIGURE 7-12. THREE-PIECE AIRSCOOP

ENSTROM F-28/280 SERIES ILLUSTRATED PARTS CATALOG

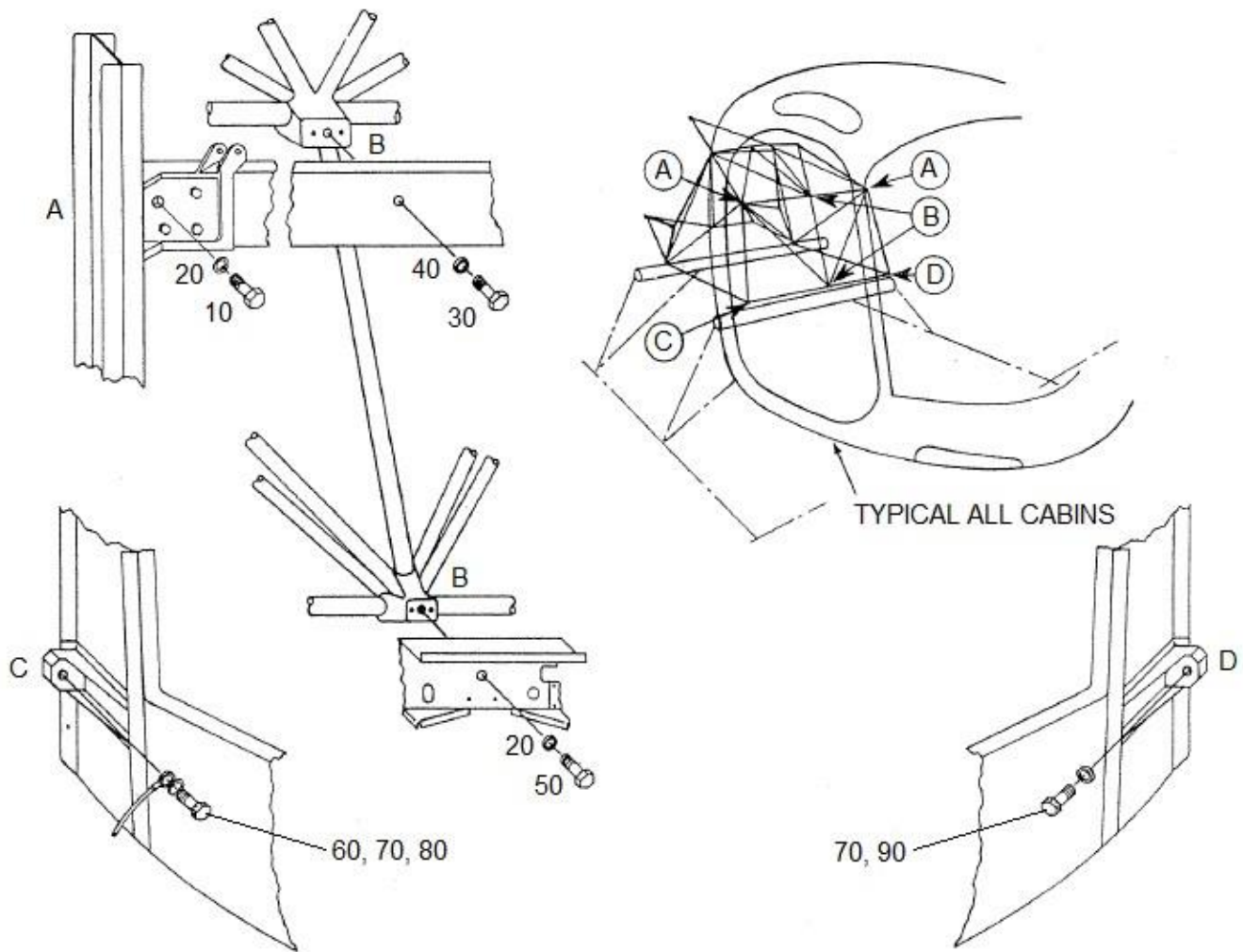
FIGURE 7-12. THREE-PIECE AIRSCOOP

ITEM NUMBER	PART NUMBER	DESCRIPTION	QTY PER ASSY	MODELS AFFECTED						
				F-28A	280	F-28C	280C	F-28F	280F	280FX
-	28-114014-5	Cowl Installation	REF							X
10	28-114023-11	. Airscoop	1							X
-	28-114024-1	. Airduct	1							X
20	28-114024-11	. . Center Airduct Panel, L/H	1							X
-30	28-114024-12	. . Center Airduct Panel, R/H	1							X
40	AN525-832R8	. Screw	19							X
40	AN526-832R8	. Screw (Superseded by AN525-832R8)	19							X
50	AN525-832R10	. Screw	4							X
50	AN526-832R10	. Screw (Superseded by AN525-832R10)	4							X
60**	28-114022-1	. Panel Assembly, R/H	1							X
-	28-114019-3	. Top Cowl & Air Scoop Assembly	1							X
70*	28-114019-15	. . Cowling Top	1							X
80**	28-114019-11	. . Top Panel	1							X
90	28-114026-3	. Nutplate Assembly	2							X

* Effectivity 280FX S/N 2005 and subsequent.

** Effectivity 280FX S/N 2001 through 2004.

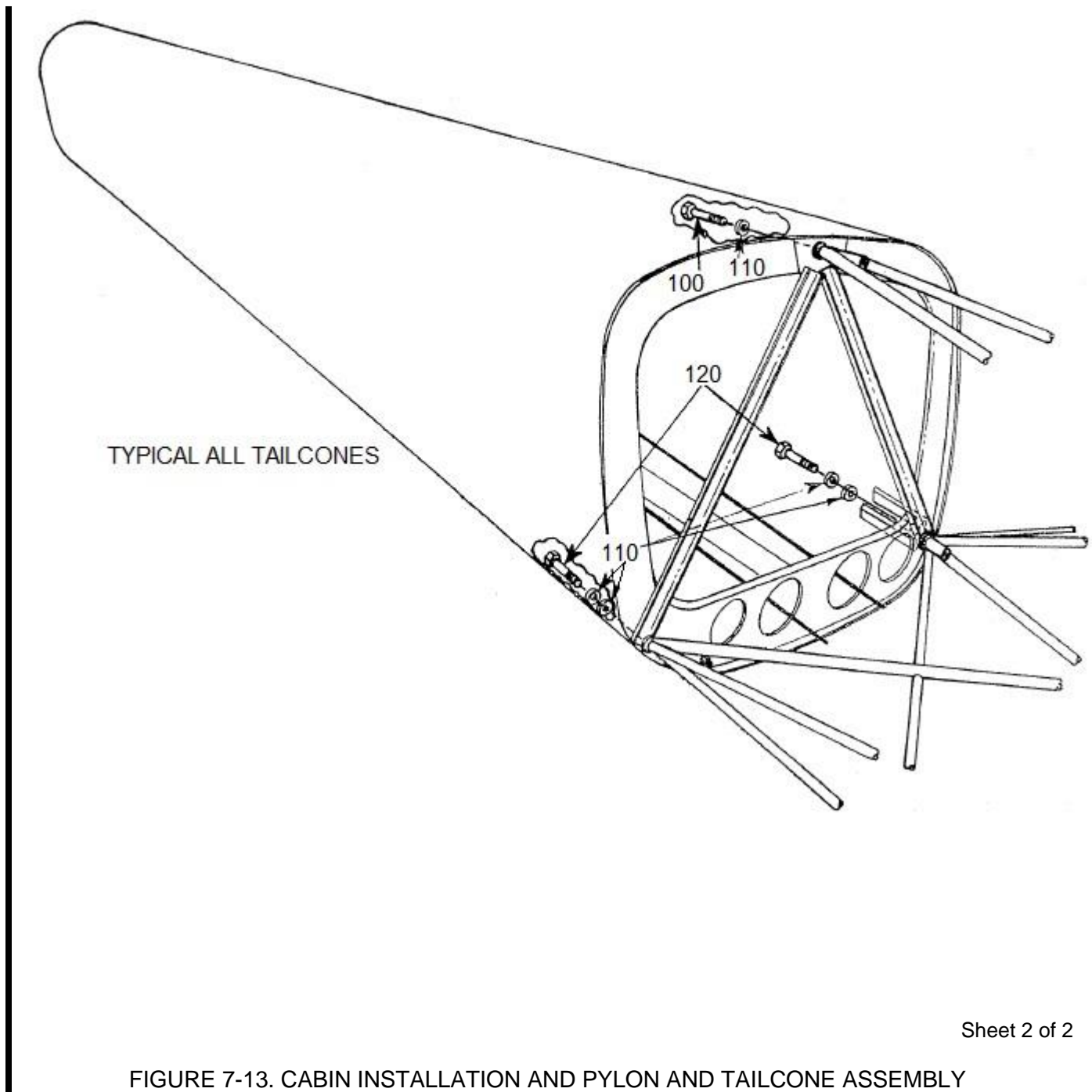
ENSTROM F-28/280 SERIES ILLUSTRATED PARTS CATALOG



Sheet 1 of 2

FIGURE 7-13. CABIN INSTALLATION AND PYLON AND TAILCONE ASSEMBLY

ENSTROM F-28/280 SERIES ILLUSTRATED PARTS CATALOG



Sheet 2 of 2

ENSTROM F-28/280 SERIES ILLUSTRATED PARTS CATALOG

FIGURE 7-13. CABIN INSTALLATION AND PYLON AND TAILCONE ASSEMBLY

ITEM NUMBER	PART NUMBER	DESCRIPTION	QTY PER ASSY	MODELS AFFECTED						
				F-28A	280	F-28C	280C	F-28F	280F	280FX
-	28-11300	Cabin Installation	REF	X	X	X	X	X	X	X
10	NAS6604-7	. Bolt	2	X	X	X	X	X	X	X
10	AN4-7A	. Bolt (Superseded by NAS6604-7)	2	X	X	X	X	X	X	X
20	NAS1149F0463P	. Washer	3	X	X	X	X	X	X	X
20	AN960-416	. Washer (Alternate)	3	X	X	X	X	X	X	X
30	NAS6604-1	. Bolt	1	X	X	X	X	X	X	X
30	AN4-4A	. Bolt (Superseded by NAS6604-1)	1	X	X	X	X	X	X	X
40	NAS1149F0432P	. Washer	1	X	X	X	X	X	X	X
40	AN960-416L	. Washer (Alternate)	1	X	X	X	X	X	X	X
50	NAS6604-17	. Bolt	1	X	X	X	X	X	X	X
50	AN4-14A	. Bolt (Superseded by NAS6604-17)	1	X	X	X	X	X	X	X
60	NAS6605H9	. Bolt	1	X	X	X	X	X	X	X
60	AN5H10A	. Bolt (Superseded by NAS6605H9)	1	X	X	X	X	X	X	X
70	NAS1149F0563P	. Washer	2	X	X	X	X	X	X	X
70	AN960-516	. Washer (Alternate)	2	X	X	X	X	X	X	X
80	28-19006-24-1	. Wire	1	X	X	X	X	X	X	X
90	NAS6605H7	. Bolt	1	X	X	X	X	X	X	X
90	AN5H7A	. Bolt (Superseded by NAS6605H7)	1	X	X	X	X	X	X	X
-	280-112000-1	Pylon and Tailcone Assembly	REF	X	X	X	X			
-	280-112000-3	Pylon and Tailcone Assembly	REF							X
-	280-112000-5	Pylon and Tailcone Assembly	REF					X	X	X
100	MS20006H14	. Bolt	1	X	X	X	X	X	X	X
100	NAS146DH24	. Bolt (Superseded by MS20006H14)	1	X	X	X	X	X	X	X
110	MS20002-C6	. Washer	5	X	X	X	X	X	X	X
120	MS20006H12	. Bolt	2	X	X	X	X	X	X	X
120	NAS-146-DH-22	. Bolt (Superseded by MS20006H12)	2	X	X	X	X	X	X	X

ENSTROM F-28/280 SERIES ILLUSTRATED PARTS CATALOG

INTENTIONALLY LEFT BLANK

ENSTROM F-28/280 SERIES ILLUSTRATED PARTS CATALOG

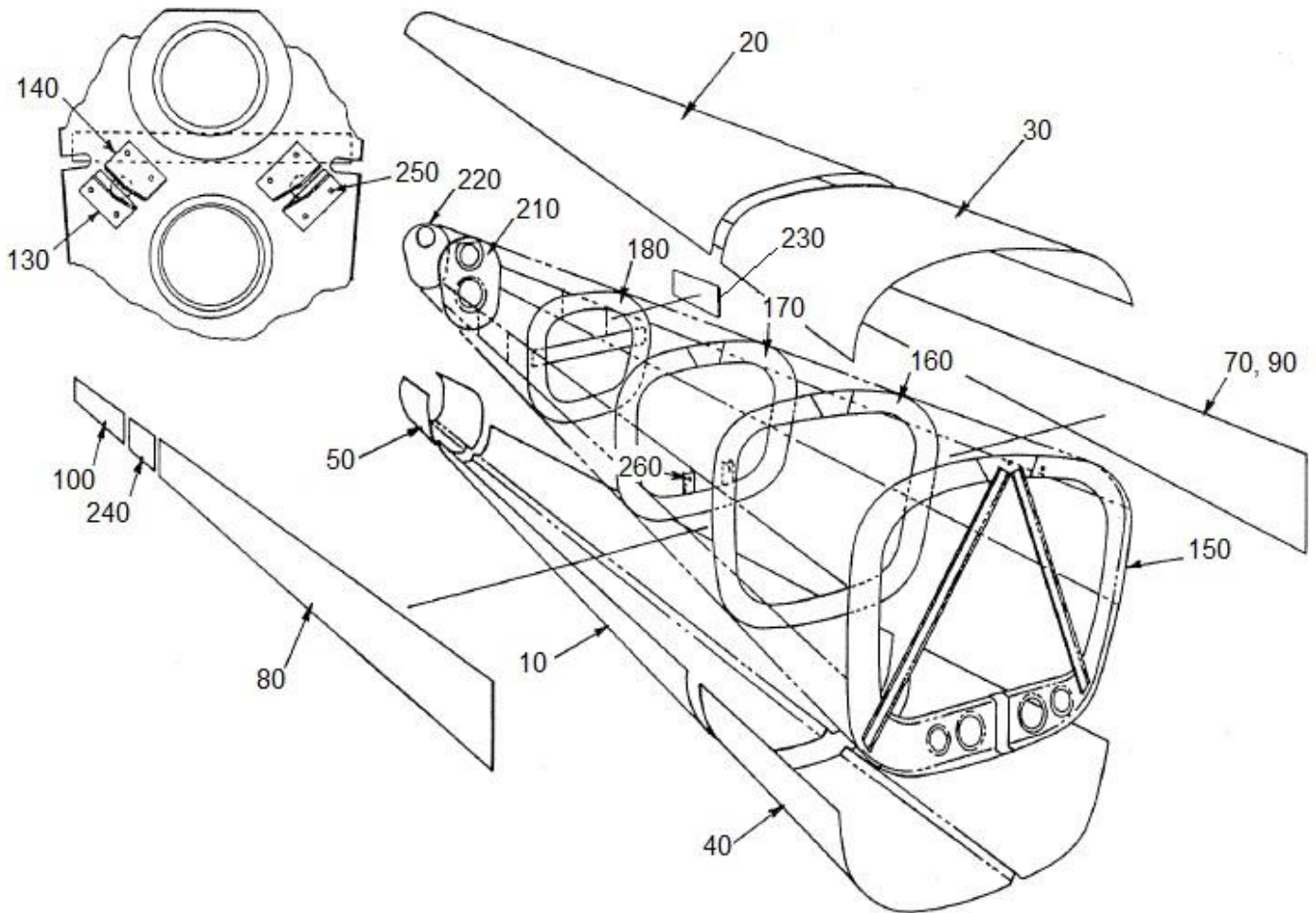


FIGURE 7-14. TAILCONE BULKHEAD AND SKIN ENCLOSURES

ENSTROM F-28/280 SERIES ILLUSTRATED PARTS CATALOG

FIGURE 7-14. TAILCONE BULKHEAD AND SKIN ENCLOSURES

ITEM NUMBER	PART NUMBER	DESCRIPTION	QTY PER ASSY	MODELS AFFECTED						
				F-28A	280	F-28C	280C	F-28F	280F	280FX
-	28-11236-1	Structure Fuselage Tailcone	REF	X	X	X	X	X	X	X
-	28-11236-5	Tailcone Assembly (With Pillow Blocks and Cover Assemblies)	REF							X
-	28-11201-996	. Fuselage Tailcone Skin	1	X	X	X	X	X	X	X
10	28-11201-6	. Skin Bottom Section	1	X	X	X	X	X	X	X
20	28-11201-5	. Skin Top Section	1	X	X	X	X	X	X	X
30	28-11201-3	. Skin Forward Top Section	1	X	X	X	X	X	X	X
40	28-11201-4	. Skin Forward Bottom Section	1	X	X	X	X	X	X	X
50	28-11201-7	. Skin Aft Bottom Section	1	X		X		X		X
-60	280-112001-13	. Skin Bottom Aft	1		X		X		X	
70	280-112001-11	. Skin, L/H Side	1				X		X	
80	280-112001-12	. Skin, RH Side	1				X	X	X	X
90	28-11201-8	. Skin, L/H Panel	1	X		X		X		X
100	28-11201-12	. Skin, R/H Panel	1	X		X		X		
-110	28-11236-31	. Skin, R/H	1					X		
-120	280-112001-15	. Skin, R/H	1		X		X		X	
130	28-11243-11	. Pulley Bracket, R/H	1					X	X	X
140	28-11242-11	. Pulley Bracket, R/H	1					X	X	X
150	28-11202-1	. Bulkhead Assembly	1	X	X	X	X	X	X	X
160	28-11203-1	. Bulkhead Assembly	1	X	X	X	X	X	X	X
170	28-11204-11	. Bulkhead Assembly	1	X	X	X	X	X	X	X
170	28-11204-1	. Bulkhead Assembly (Superseded by 28-11204-11)	1	X	X	X	X	X	X	X
-	28-11248-1	. Bulkhead Assembly	1	X	X	X	X	X	X	X
180	28-11205-11	. Bulkhead #4	1					X		X
180	28-11205-1	. Bulkhead #4 (Replaced by 28-11205-11)	1	X		X		X		
-190	280-112002-1	. Bulkhead	1		X		X		X	
-200	280-112002-3	. Bulkhead Assembly Center Aft	1					X		X
210	28-11206-5	. Bulkhead Assembly	1	X	X	X	X	X	X	X
210	28-11206-1	. Bulkhead Assembly (Superseded by 28-11206-5)	1	X	X	X	X	X	X	X

ENSTROM F-28/280 SERIES ILLUSTRATED PARTS CATALOG

FIGURE 7-14. TAILCONE BULKHEAD AND SKIN ENCLOSURES

ITEM NUMBER	PART NUMBER	DESCRIPTION	QTY PER ASSY	MODELS AFFECTED						
				F-28A	280	F-28C	280C	F-28F	280F	280FX
220	28-11207-3	. Bulkhead	1	X	X	X	X	X	X	X
220	28-11207-1	. Bulkhead (Superseded by 28-11207-3)	1	X	X	X	X	X	X	X
230	28-11225-11	. Access Plate, L/H	1	X	X	X	X	X	X	X
240	280-112006-11	. Access Door	1					X	X	X
250	MS20470AD4-4	. Rivet	8					X	X	X
260	NAS-1368-N8A	. Grommet	2	X	X	X	X	X	X	X

ENSTROM F-28/280 SERIES ILLUSTRATED PARTS CATALOG

INTENTIONALLY LEFT BLANK

ENSTROM F-28/280 SERIES ILLUSTRATED PARTS CATALOG

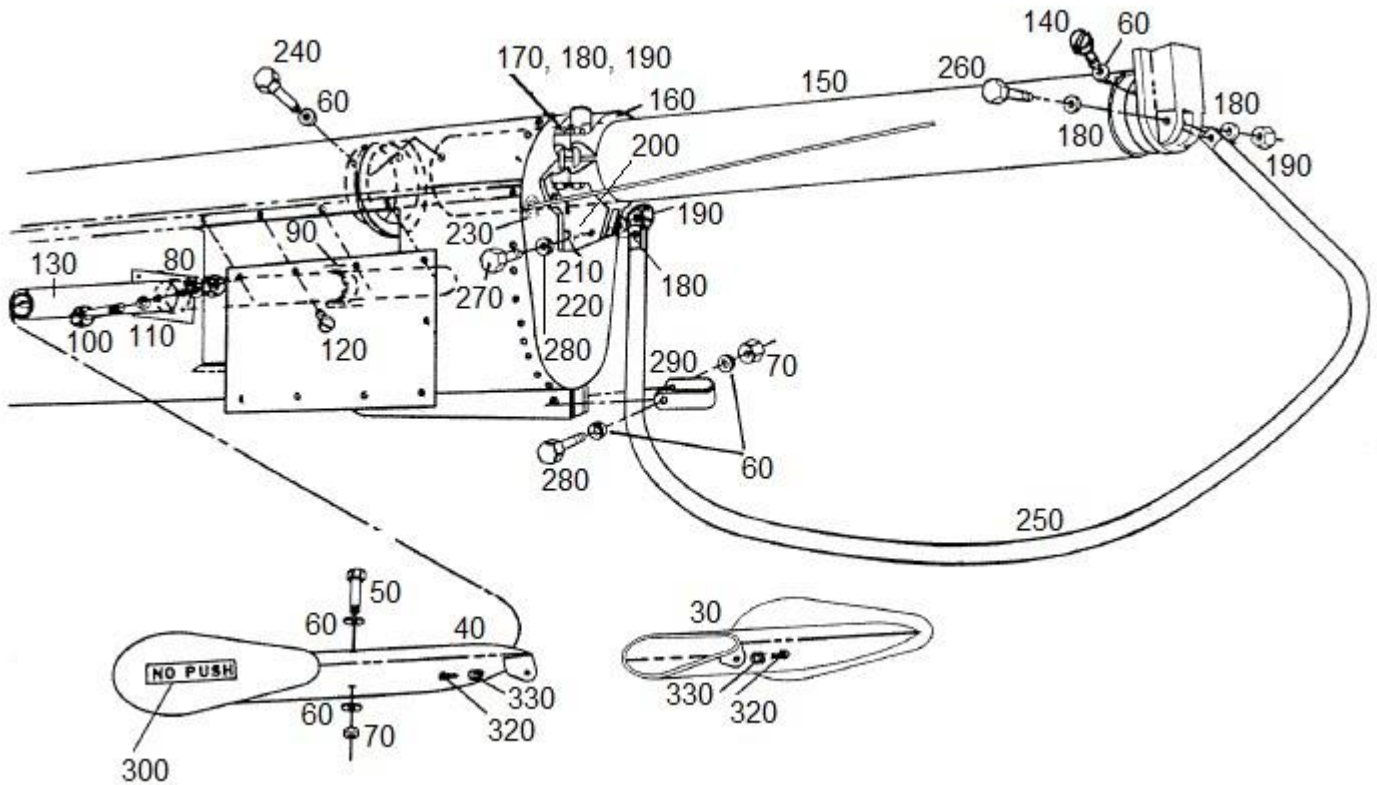


FIGURE 7-15. STABILIZER AND TAILCONE EXTENSION (F-28A, F-28C, F-28F)

ENSTROM F-28/280 SERIES ILLUSTRATED PARTS CATALOG

FIGURE 7-15. STABILIZER AND TAILCONE EXTENSION (F-28A, F-28C, F-28F)

ITEM NUMBER	PART NUMBER	DESCRIPTION	QTY PER ASSY	MODELS AFFECTED						
				F-28A	280	F-28C	280C	F-28F	280F	280FX
-	28-20000	Stabilizer Assembly	REF	X		X		X		
-10	28-20100-1	. Stabilizer Assembly, L/H	1	X						
-20	28-20100-2	. Stabilizer Assembly, R/H	1	X						
30	28-20100-6	. Stabilizer Assembly, R/H	1			X		X		
40	28-20100-7	. Stabilizer Assembly, L/H	1			X		X		
50	NAS6603-26	. Bolt	4	X		X		X		
50	AN3-20A	. Bolt (Superseded by NAS6603-26)	4	X		X		X		
60	NAS1149F0332P	. Washer	11	X		X		X		
60	AN960-10L	. Washer (Alternate)	11	X		X		X		
70	MS21044N3	. Nut	5	X		X		X		
70	AN365-1032A	. Nut (Superseded by MS21044N3)	5	X		X		X		
80	28-11221-1	. Bracket, L/H	1	X		X		X		
90	28-11221-2	. Bracket, R/H	1	X		X		X		
100	NAS6603-24	. Bolt	2	X		X		X		
100	AN3-17A	. Bolt (Superseded by NAS6603-24)	2	X		X		X		
110	NAS1149F0363P	. Washer	12	X		X		X		
110	AN960-10	. Washer (Equivalent)	12	X		X		X		
120	MS27039-0808	. Screw	9	X		X		X		
120	AN525-832R8	. Screw (Superseded by MS27039-0808)	9	X		X		X		
130	28-11222-1	. Stabilizer Spar	1	X		X		X		
140	NAS1101-3-10	. Screw	6	X	X	X	X	X	X	X
140	AN502-10-10	. Screw (Superseded by NAS1101-3-10)	6	X	X	X	X	X	X	X
-	28-11236-1	Structure Assembly Fuselage Tailcone	REF	X	X	X	X	X	X	X
150	28-11218-1	. Stinger Tube	1	X	X	X	X	X	X	X
160	28-11217-3	. Clamp	1	X	X	X	X	X	X	X
160	28-11217-1	. Clamp (Replaced by 28-11217-3)	1	X	X	X	X	X	X	X

ENSTROM F-28/280 SERIES ILLUSTRATED PARTS CATALOG

FIGURE 7-15. STABILIZER AND TAILCONE EXTENSION (F-28A, F-28C, F-28F)

ITEM NUMBER	PART NUMBER	DESCRIPTION	QTY PER ASSY	MODELS AFFECTED						
				F-28A	280	F-28C	280C	F-28F	280F	280FX
170	NAS6604-27	. Bolt	4	X	X	X	X	X	X	X
170	AN4-21A	. Bolt (Superseded by NAS6604-27)	4	X	X	X	X	X	X	X
180	NAS1149F0432P	. Washer	12	X	X	X	X	X	X	X
180	AN960-416L	. Washer (Alternate)	12	X	X	X	X	X	X	X
190	MS21044N4	. Nut	4	X	X	X	X	X	X	X
190	AN365-428A	. Nut (Superseded by MS21044N4)	4	X	X	X	X	X	X	X
200	28-11215-1	. Lower Clamp	1	X	X	X	X	X	X	X
210	MS20470AD4-7	. Rivet	4	X	X	X	X	X	X	X
220	MS20470AD4-6	. Rivet	3	X	X	X	X	X	X	X
230	NAS-1368-N8A	. Grommet	2	X	X	X	X	X	X	X
240	NAS6603-4	. Bolt	3	X	X	X	X	X	X	X
240	AN3-5A	. Bolt (Superseded by NAS6603-4)	3	X	X	X	X	X	X	X
-	28-17200-3	Tail Rotor Guard Installation	REF	X		X		X		X
-	28-17201-1	. Tail Rotor Guard Assembly	1	X		X		X		X
250	28-17202-1	. Tail Rotor Guard Tube	1	X		X		X		X
260	NAS6604-29	. Bolt	1	X		X		X		X
260	AN4-22A	. Bolt (Superseded by NAS6604-29)	1	X		X		X		X
270	NAS6604-25	. Bolt	1	X	X	X	X	X	X	X
270	AN4-20A	. Bolt (Superseded by NAS6604-25)	1	X	X	X	X	X	X	X
280	NAS6603-22	. Bolt	1	X	X	X	X	X	X	X
280	AN3-16A	. Bolt (Superseded by NAS6603-22)	1	X	X	X	X	X	X	X
290	28-17205-1	. Clamp	1	X		X		X		X
300	28-20107-11	. Placard - No Push (Red)	2	X		X		X		X
-310	28-20107-13	. Placard - No Push (White)	2	X		X		X		X
320	AN526-832R8	. Screw	2	X	X	X	X	X	X	X
330	NAS1149FN816P	. Washer	2	X	X	X	X	X	X	X
330	AN960-8L	. Washer (Alternate)	2	X	X	X	X	X	X	X

ENSTROM F-28/280 SERIES ILLUSTRATED PARTS CATALOG

INTENTIONALLY LEFT BLANK

ENSTROM F-28/280 SERIES ILLUSTRATED PARTS CATALOG

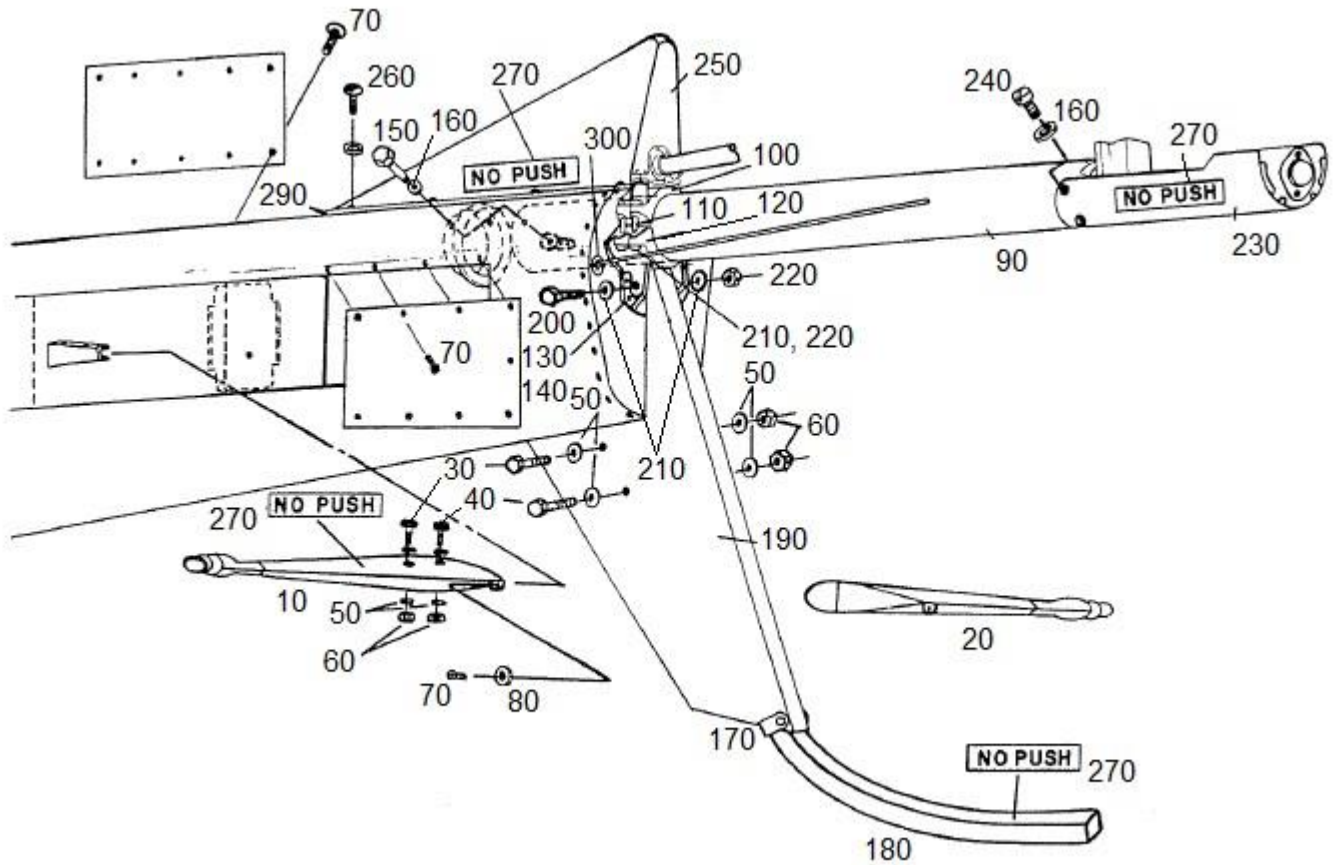


FIGURE 7-16. STABILIZER AND TAILCONE EXTENSION (280, 280C, 280F)

ENSTROM F-28/280 SERIES ILLUSTRATED PARTS CATALOG

FIGURE 7-16. STABILIZER AND TAILCONE EXTENSION (280, 280C, 280F)

ITEM NUMBER	PART NUMBER	DESCRIPTION	QTY PER ASSY	MODELS AFFECTED						
				F-28A	280	F-28C	280C	F-28F	280F	280FX
10	280-200000-1	. Horizontal Stabilizer, L/H	1		X		X		X	
20	280-200000-2	. Horizontal Stabilizer, R/H	1		X		X		X	
30	NAS6603-22	. Bolt	3		X		X		X	
30	AN3-16A	. Bolt (Superseded by NAS6603-22)	3		X		X		X	
40	NAS6603-24	. Bolt	3		X		X		X	
40	AN3-17A	. Bolt (Superseded by NAS6603-24)	3		X		X		X	
50	NAS1149D0316H	. Washer	12		X		X		X	
50	AN960D10L	. Washer (Alternate)	12		X		X		X	
60	MS21044N3	. Nut	6		X		X		X	
60	AN365-1032A	. Nut (Superseded by MS21044N3)	6		X		X		X	
70	AN526-832R8	. Screw	21		X		X		X	
80	NAS1149FN816P	. Washer	10		X		X		X	
80	AN960-8L	. Washer (Alternate)	10		X		X		X	
-	28-11236-1	Structure Assembly Fuselage Tailcone	REF	X	X	X	X	X	X	X
90	28-11218-1	. Extension Tube	1	X	X	X	X	X	X	X
100	28-11217-3	. Clamp	1	X	X	X	X	X	X	X
100	28-11217-1	. Clamp (Replaced by 28-11217-3)	1	X	X	X	X	X	X	X
110	NAS6604-27	. Bolt	4	X	X	X	X	X	X	X
110	AN4-21A	. Bolt (Superseded by NAS6604-27)	4	X	X	X	X	X	X	X
120	28-11215-1	. Clamp	1	X	X	X	X	X	X	X
130	MS20470AD4-7	. Rivet	4	X	X	X	X	X	X	X
140	MS20470AD4-6	. Rivet	3	X	X	X	X	X	X	X
150	NAS6603-4	. Bolt	3	X	X	X	X	X	X	X
150	AN3-5A	. Bolt (Superseded by NAS6603-4)	3	X	X	X	X	X	X	X
160	NAS1149F0332P	. Washer	9	X	X	X	X	X	X	X

ENSTROM F-28/280 SERIES ILLUSTRATED PARTS CATALOG

FIGURE 7-16. STABILIZER AND TAILCONE EXTENSION (280, 280C, 280F)

ITEM NUMBER	PART NUMBER	DESCRIPTION	QTY PER ASSY	MODELS AFFECTED						
				F-28A	280	F-28C	280C	F-28F	280F	280FX
160	AN960-10L	. Washer (Alternate)	9	X	X	X	X	X	X	X
170	280-201000-41	. Strap	1		X		X		X	
180	280-201000-33	. Stinger Tube	1		X		X		X	
190	280-201000-1	. Stabilizer	1		X		X		X	
200	NAS6604-25	. Bolt	1	X	X	X	X	X	X	X
200	AN4-20A	. Bolt (Superseded by NAS6604-25)	1	X	X	X	X	X	X	X
210	NAS1149F0432P	. Washer	10	X	X	X	X	X	X	X
210	AN960-416L	. Washer (Alternate)	10	X	X	X	X	X	X	X
220	MS21044N4	. Nut	5	X	X	X	X	X	X	X
220	AN365-428A	. Nut (Superseded by MS21044N4)	5	X	X	X	X	X	X	X
230	280-210002-1	. Light Support	1		X		X		X	
240	NAS1101-3-10	. Screw	6	X	X	X	X	X	X	X
240	AN502-10-10	. Screw (Superseded by NAS1101-3-10)	6	X	X	X	X	X	X	X
250	280-201002-11	. Stabilizer	1		X		X		X	
260	MS27039-0808	. Screw	8		X		X		X	
260	AN525-832R8	. Screw (Superseded by MS27039-0808)	8		X		X		X	
270	28-20107-11	. Placard - No Push (Red)	7		X		X		X	
-280	28-20107-13	. Placard - No Push (White)	7		X		X		X	
290	4508-1	. Foam Tape	A/R		X		X		X	
300	NAS-1368-N8A	. Grommet	2	X	X	X	X	X	X	X

ENSTROM F-28/280 SERIES ILLUSTRATED PARTS CATALOG

INTENTIONALLY LEFT BLANK

ENSTROM F-28/280 SERIES ILLUSTRATED PARTS CATALOG

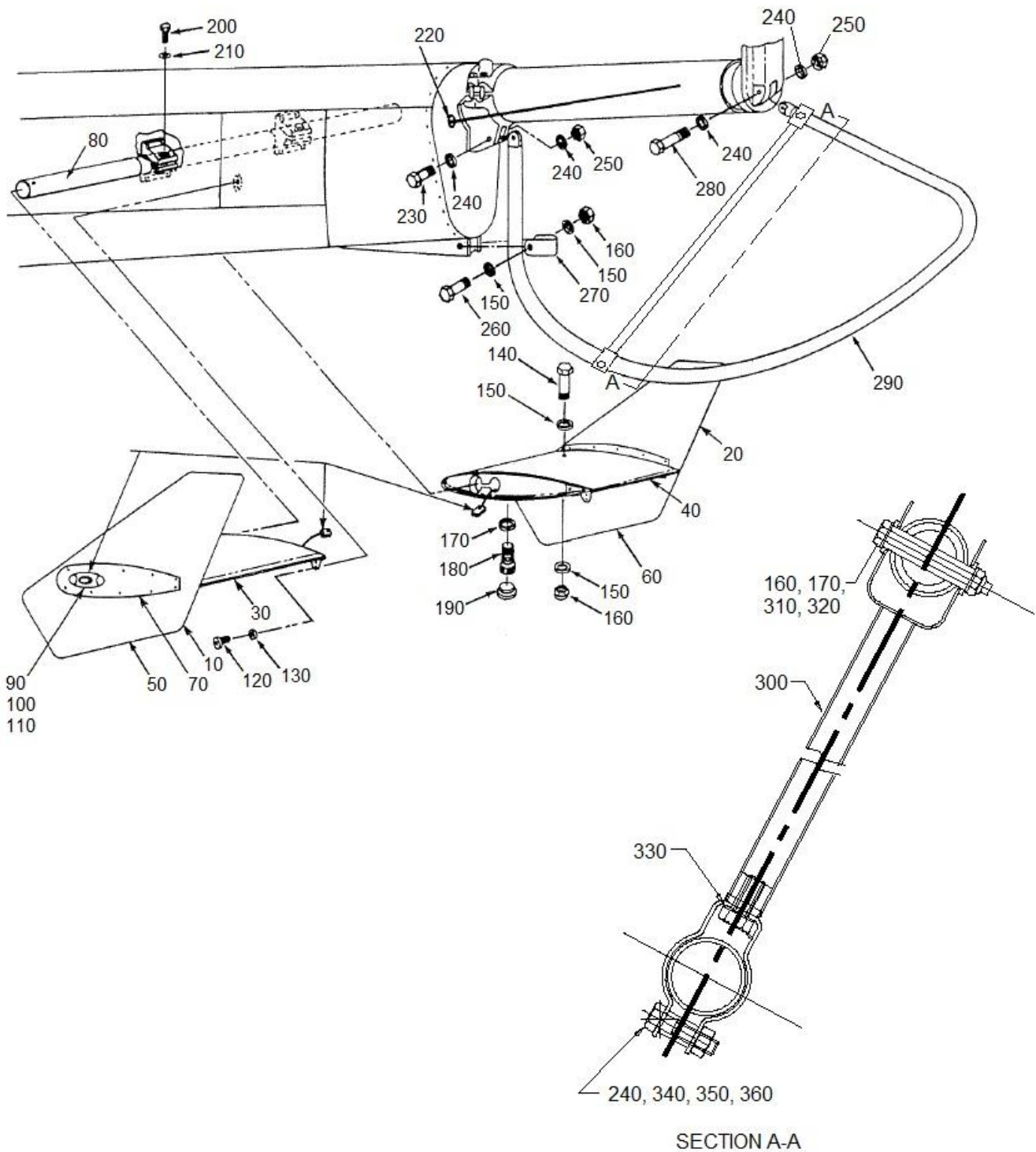


FIGURE 7-17. STABILIZER AND TAILCONE EXTENSION (F-28F, 280FX)

ENSTROM F-28/280 SERIES ILLUSTRATED PARTS CATALOG

FIGURE 7-17. STABILIZER AND TAILCONE EXTENSION (F-28F, 280FX)

ITEM NUMBER	PART NUMBER	DESCRIPTION	QTY PER ASSY	MODELS AFFECTED						
				F-28A	280	F-28C	280C	F-28F	280F	280FX
10	28-20119-3	. Stabilizer Installation, L/H	1					X		X
10	28-20119-1	. Stabilizer Installation, L/H (Superseded by 28-20119-3)	1					X		X
20	28-20119-4	. Stabilizer Installation, R/H	1					X		X
20	28-20119-2	. Stabilizer Installation, R/H (Superseded by 28-20119-4)	1					X		X
30	28-20111-911	. . Horizontal Stabilizer, L/H	1					X		X
30	28-20111-1	. . Horizontal Stabilizer, L/H (Superseded by 28-20111-911)	1					X		X
40	28-20111-912	. . Horizontal Stabilizer, R/H	1					X		X
40	28-20111-2	. . Horizontal Stabilizer, R/H (Superseded by 28-20111-912)	1					X		X
50	28-20112-15	. . Vertical Stabilizer, L/H	1					X		X
50	28-20112-1	. . Vertical Stabilizer, L/H (Superseded by 28-20112-15)	1					X		X
60	28-20112-16	. . Vertical Stabilizer, R/H	1					X		X
60	28-20112-2	. . Vertical Stabilizer, R/H (Superseded by 28-20112-16)	1					X		X
70	28-20116-11	. . Plate	2					X		X
80	28-11222-15	. . Spar	1					X		X
90	AN525-1032R12	. Screw	20					X		X
100	NAS1149D0316J	. Washer	40					X		X
100	AN960PD10L	. Washer (Alternate)	40					X		X
110	MS21083N3	. Nut	20					X		X
110	AN364-1032A	. Nut (Superseded by MS21083N3)	20					X		X
120	AN526-832R8	. Screw	2	X	X	X	X	X	X	X
130	NAS1149FN816P	. Washer	2	X	X	X	X	X	X	X
130	AN960-8L	. Washer (Alternate)	2	X	X	X	X	X	X	X
140	NAS6603-26	. . Bolt	2					X		X
140	AN3-20A	. . Bolt (Superseded by NAS6603-26)	2					X		X
150	NAS1149F0332P	. . Washer	6					X		X

ENSTROM F-28/280 SERIES ILLUSTRATED PARTS CATALOG

FIGURE 7-17. STABILIZER AND TAILCONE EXTENSION (F-28F, 280FX)

ITEM NUMBER	PART NUMBER	DESCRIPTION	QTY PER ASSY	MODELS AFFECTED						
				F-28A	280	F-28C	280C	F-28F	280F	280FX
150	AN960-10L	. . Washer (Alternate)	6					X		X
160	MS21044N3	. . Locknut	3					X		X
160	AN365-1032A	. . Locknut (Superseded by MS21044N3)	3					X		X
170	NAS1149F0463P	. . Washer	4					X		X
170	AN960-10	. . Washer (Replaced by NAS1149F0463P)	4					X		X
180	MS16998-44	. . Cap Screw	4					X		X
190	BPF-1/2	. . Cap Plug	4					X		X
200	NK4-7A	. Bolt	2					X		X
210	NAS1149D0463J	. Washer	2					X		X
210	AN960PD416	. Washer (Alternate)	2					X		X
-	28-17200-3	Tail Rotor Guard Installation	REF					X		X
220	NAS-1368-N8A	. Grommet	2	X		X		X		X
230	NAS6604-25	. Bolt	1	X		X		X		X
230	AN4-20A	. Bolt (Superseded by NAS6604-25)	1	X		X		X		X
240	NAS1149F0432P	. Washer	4	X		X		X		X
240	AN960-416L	. Washer (Alternate)	4	X		X		X		X
250	MS21044N4	. Nut	2	X		X		X		X
250	AN365-428A	. Nut (Superseded by MS21044N4)	2	X		X		X		X
260	NAS6603-22	. Bolt	1	X		X		X		X
260	AN3-16A	. Bolt (Superseded by NAS6603-22)	1	X		X		X		X
270	28-17205-1	. Clamp	1	X		X		X		X
-	28-17206-13	. Pad	A/R	X		X		X		X
280	NAS6604-29	. Bolt	1	X		X		X		X
280	AN4-22A	. Bolt (Superseded by NAS6604-29)	1	X		X		X		X
290	28-17201-3	. Tail Rotor Guard	1	X		X		X		X
300	28-17207-1	. Strut Assembly	1	X		X		X		X

ENSTROM F-28/280 SERIES ILLUSTRATED PARTS CATALOG

FIGURE 7-17. STABILIZER AND TAILCONE EXTENSION (F-28F, 280FX)

ITEM NUMBER	PART NUMBER	DESCRIPTION	QTY PER ASSY	MODELS AFFECTED						
				F-28A	280	F-28C	280C	F-28F	280F	280FX
310	NAS6603-24	. Bolt	1	X		X		X		X
310	AN3-17A	. Bolt (Superseded by NAS6603-24)	1	X		X		X		X
320	NAS73-3-108	. Bushing	1	X		X		X		X
330	28-17206-11	. Spacer	A/R	X		X		X		X
340	NAS6604-11	. Bolt	1	X		X		X		X
340	AN4-11A	. Bolt (Superseded by NAS6604-11)	1	X		X		X		X
350	28-17206-17	. Spacer	1	X		X		X		X
360	MS21083N4	. Nut	1	X		X		X		X
360	AN364-428A	. Nut (Superseded by MS21083N4)	1	X		X		X		X

ENSTROM F-28/280 SERIES ILLUSTRATED PARTS CATALOG

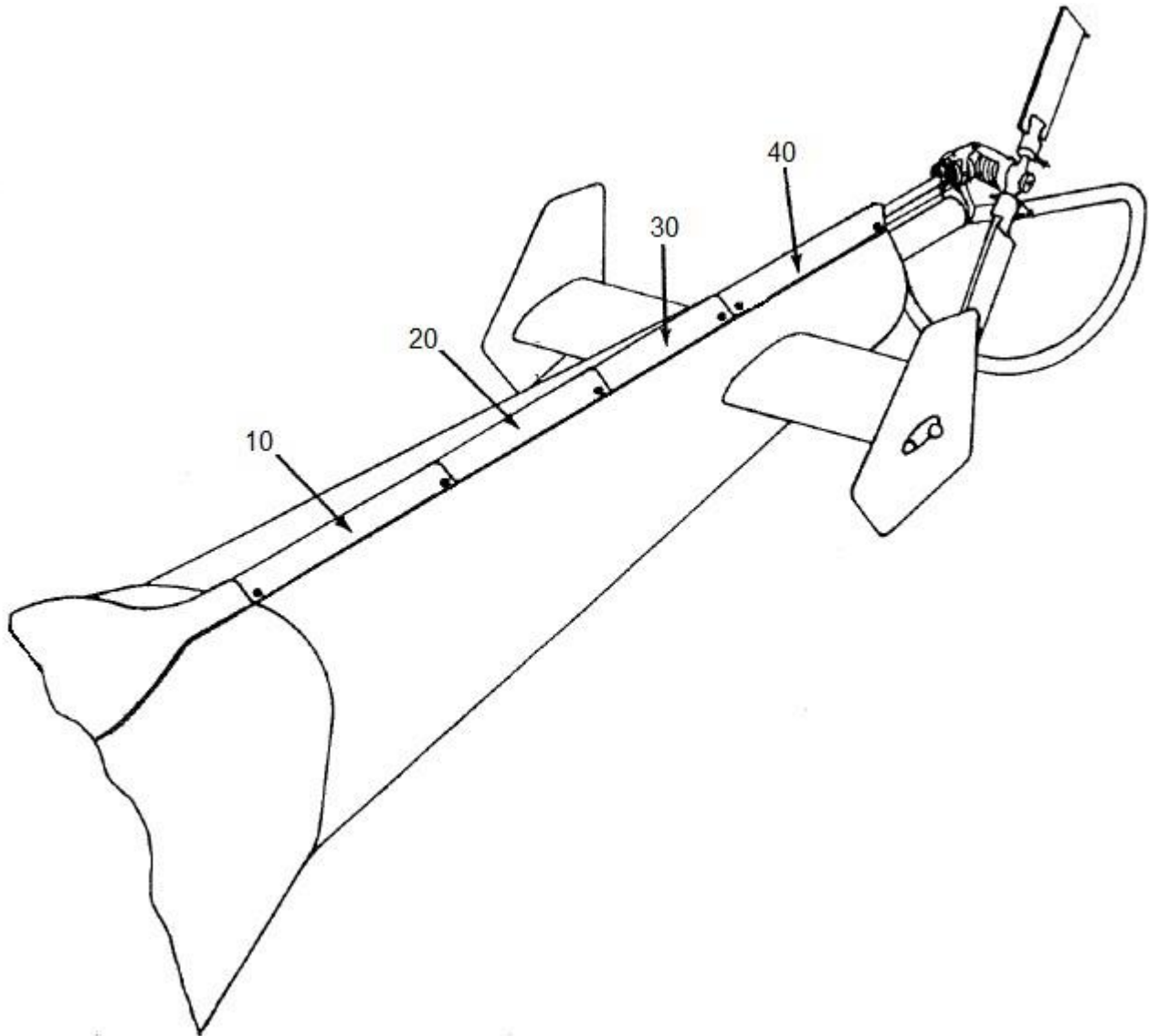


FIGURE 7-18. TAIL ROTOR DRIVE SHAFT COVER

ENSTROM F-28/280 SERIES ILLUSTRATED PARTS CATALOG

FIGURE 7-18. TAIL ROTOR DRIVE SHAFT COVER

ITEM NUMBER	PART NUMBER	DESCRIPTION	QTY PER ASSY	MODELS AFFECTED							
				F-28A	280	F-28C	280C	F-28F	280F	280FX	
-	28-11236-5	Tailcone Assembly	REF								X
10	28-11239-1	. Cover Assembly - Shaft Tail Rotor	1								X
-	28-11239-11	.. Cover	1								X
-	82-19-160-16	.. Oval Head Screw	2								X
-	43-13-1-24	.. Spring Ejector	2								X
-	82-46-101-39	.. Wear Washer	2								X
-	82-32-101-20	.. Retainer	2								X
-	28-11239-27	.. Doubler	1								X
-	28-11239-35	.. Doubler	1								X
-	28-11239-37	.. Doubler	1								X
-	28-11227-13	.. Hinge	1								X
-	28-11227-17	.. Hinge	1								X
-	MS20426A3-3	.. Rivet	2								X
-	MS20426A3-4	.. Rivet	6								X
20	28-11239-3	. Cover Assembly - Shaft Tail Rotor	1								X
-	28-11239-13	.. Cover	1								X
-	82-19-160-16	.. Oval Head Screw	2								X
-	43-13-1-24	.. Spring Ejector	1								X
-	82-46-101-39	.. Wear Washer	1								X
-	82-32-101-20	.. Retainer	1								X
-	28-11239-37	.. Doubler	1								X
-	28-11239-39	.. Doubler	1								X
-	28-11239-21	.. Extension	1								X
-	28-11227-17	.. Hinge	1								X
-	28-11227-21	.. Hinge	1								X
-	MS20426A3-3	.. Rivet	4								X
-	MS20426A3-4	.. Rivet	4								X
-	5451	.. Teflon Tape	A/R								X

ENSTROM F-28/280 SERIES ILLUSTRATED PARTS CATALOG

FIGURE 7-18. TAIL ROTOR DRIVE SHAFT COVER

ITEM NUMBER	PART NUMBER	DESCRIPTION	QTY PER ASSY	MODELS AFFECTED						
				F-28A	280	F-28C	280C	F-28F	280F	280FX
30	28-11239-9	. Cover Assembly - Shaft Tail Rotor	1							X
-	28-11239-23	. . Cover	1							X
-	82-19-160-16	. . Oval Head Screw	1							X
-	43-13-1-24	. . Spring Ejector	1							X
-	82-46-101-39	. . Wear Washer	1							X
-	82-32-101-20	. . Retainer	1							X
-	28-11239-27	. . Doubler	1							X
-	28-11239-35	. . Doubler	1							X
-	28-11239-39	. . Doubler	1							X
-	28-11239-21	. . Extension	1							X
-	28-11227-13	. . Hinge	1							X
-	28-11227-21	. . Hinge	1							X
-	MS20426A3-3	. . Rivet	6							X
-	MS20426A3-4	. . Rivet	6							X
-	5451	. . Teflon Tape	A/R							X
40	28-11239-101	. Cover Assembly - Shaft Tail Rotor	1							X
-	28-11239-25	. . Cover	1							X
-	82-19-160-16	. . Oval Head Screw	2							X
-	43-13-1-24	. . Spring Ejector	2							X
-	82-46-101-39	. . Wear Washer	2							X
-	82-32-101-20	. . Retainer	2							X
-	28-11239-19	. . Extension	1							X
-	MS20426A3-3	. . Rivet	8							X
-	5451	. . Teflon Tape	A/R							X

ENSTROM F-28/280 SERIES ILLUSTRATED PARTS CATALOG

INTENTIONALLY LEFT BLANK

ENSTROM F-28/280 SERIES ILLUSTRATED PARTS CATALOG

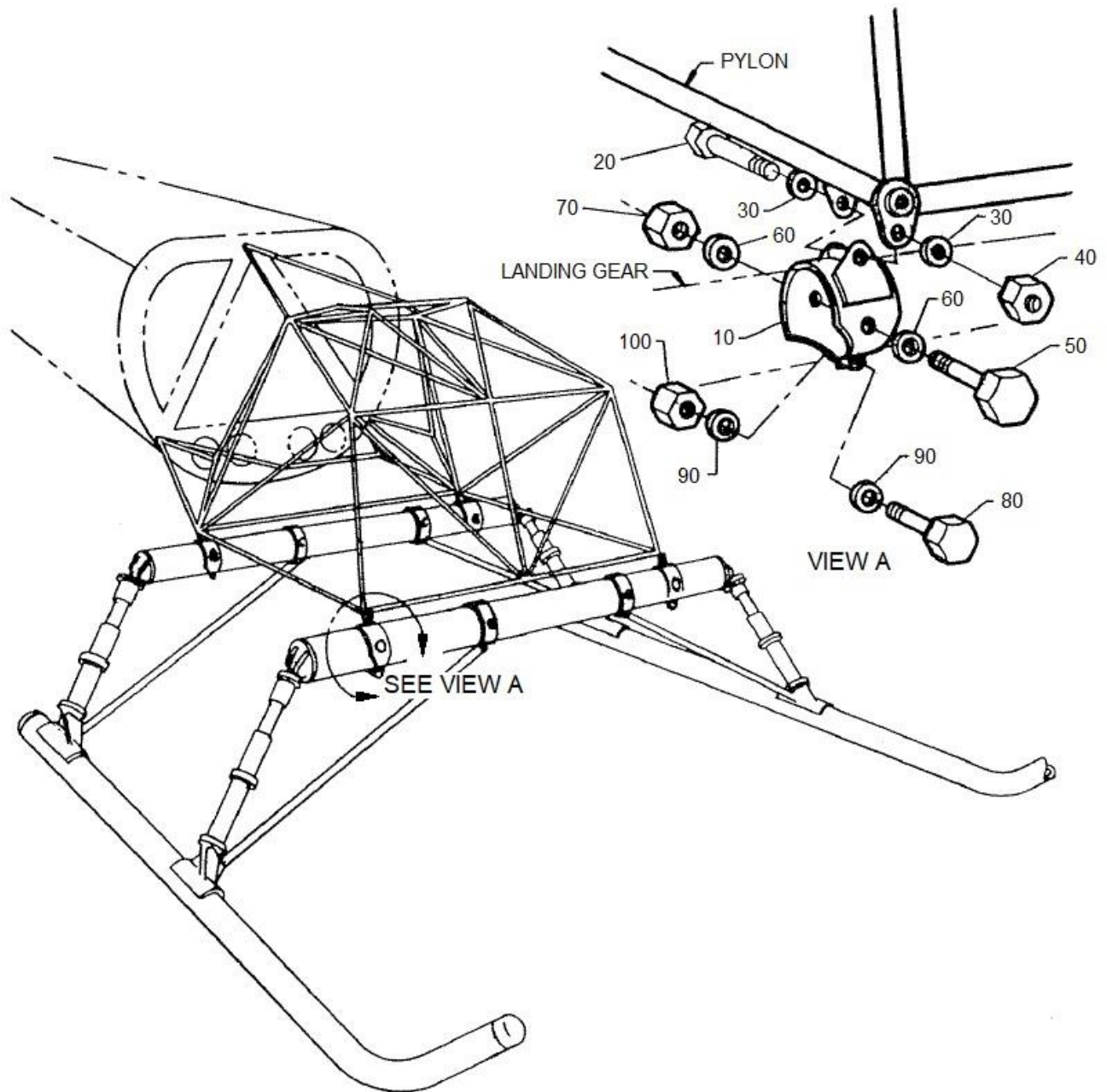


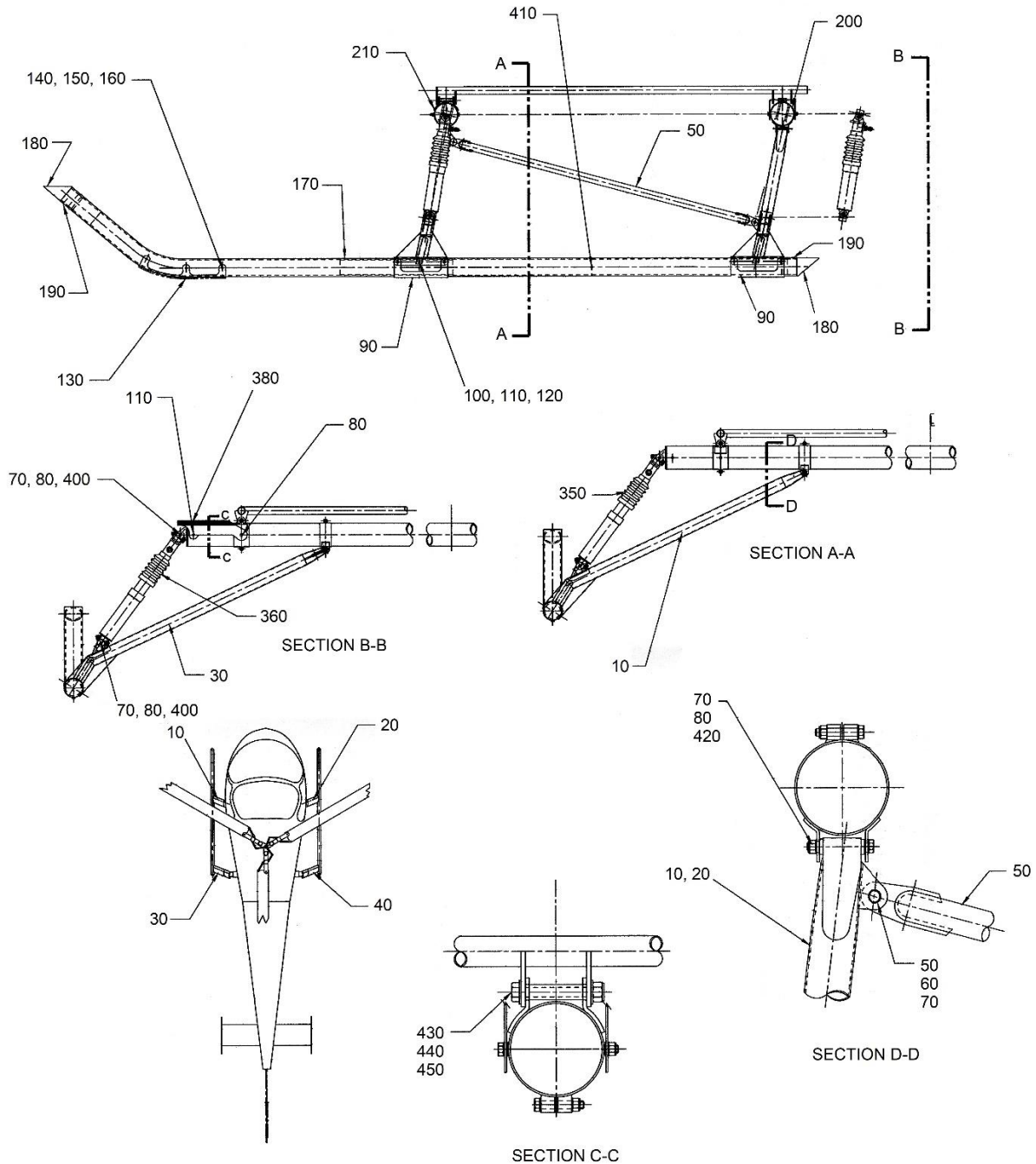
FIGURE 7-19. PYLON ASSEMBLY TO LANDING GEAR

ENSTROM F-28/280 SERIES ILLUSTRATED PARTS CATALOG

FIGURE 7-19. PYLON ASSEMBLY TO LANDING GEAR

ITEM NUMBER	PART NUMBER	DESCRIPTION	QTY PER ASSY	MODELS AFFECTED						
				F-28A	280	F-28C	280C	F-28F	280F	280FX
-	28-17100-903	Skid Gear Assembly	REF	X	X	X	X	X	X	X
-	28-17100-907	Skid Gear Assembly (Floats)	REF	X		X		X		
-	28-17100-923	Skid Gear Assembly (Heavy Duty)	REF	X	X	X	X	X	X	X
-	28-17100-927	Skid Gear Assembly (Heavy Duty/Floats)	REF	X		X		X		X
10	28-17132-1	. Landing Gear Leg Assembly, Left Fwd	1	X	X	X	X	X	X	X
20	28-17150-1	. Bolt	4	X	X	X	X	X	X	X
30	NAS1149F0663P	. Washer	8	X	X	X	X	X	X	X
30	AN960-616	. Washer (Alternate)	8	X	X	X	X	X	X	X
40	MS21083N6	. Nut	4	X	X	X	X	X	X	X
40	AN364-624A	. Nut (Superseded by MS21083N6)	4	X	X	X	X	X	X	X
-	28-17122-1	Cross Beam Assembly – Landing Gear	REF	X	X	X	X	X	X	X
50	28-17150-13	. Bolt	4	X	X	X	X	X	X	X
50	AN5-35A	. Bolt (Replaced by 28-17150-13)	4	X	X	X	X	X	X	X
60	NAS1149F0563P	. Washer	8	X	X	X	X	X	X	X
60	AN960-516	. Washer (Alternate)	8	X	X	X	X	X	X	X
70	MS21044N5	. Nut	4	X	X	X	X	X	X	X
70	AN365-524A	. Nut (Superseded by MS21044N5)	4	X	X	X	X	X	X	X
80	NAS6604-17	. Bolt	4	X	X	X	X	X	X	X
80	AN4-14A	. Bolt (Superseded by NAS6604-17)	4	X	X	X	X	X	X	X
90	NAS1149F0432P	. Washer	8	X	X	X	X	X	X	X
90	AN960-416L	. Washer (Alternate)	8	X	X	X	X	X	X	X
100	MS21044N4	. Nut	4	X	X	X	X	X	X	X
100	AN365-428A	. Nut (Superseded by MS21044N4)	4	X	X	X	X	X	X	X

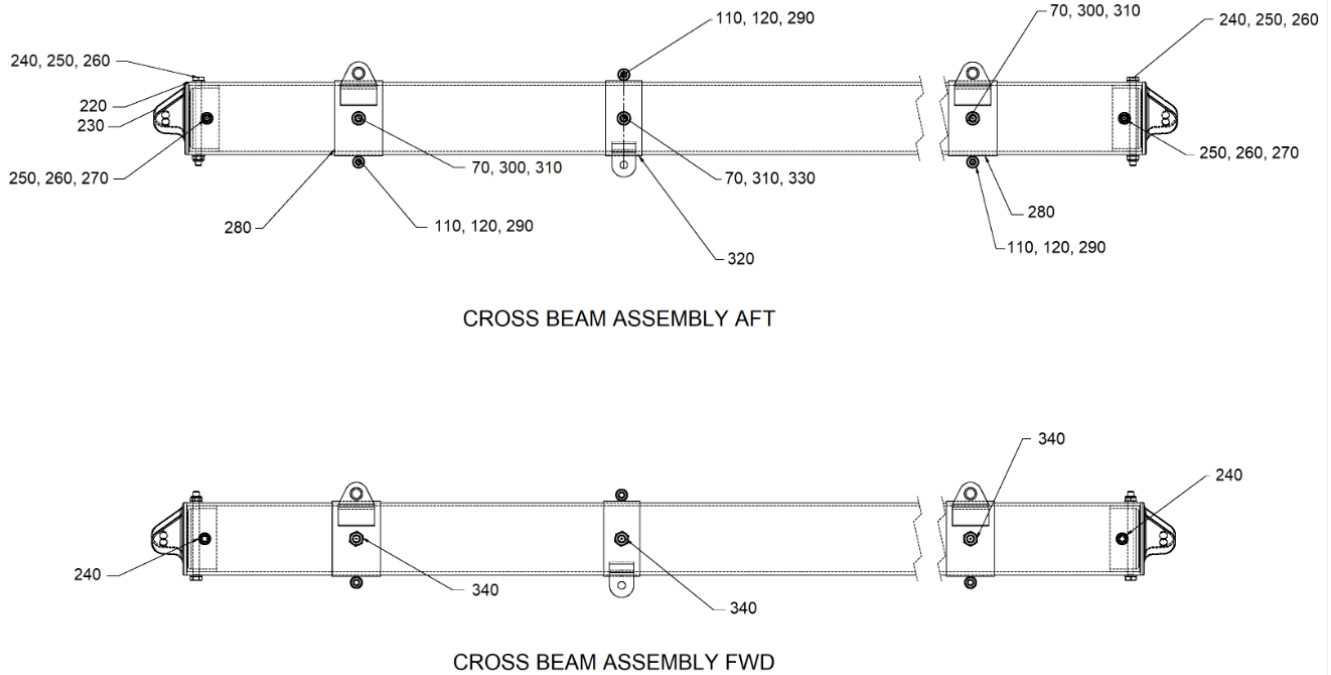
ENSTROM F-28/280 SERIES ILLUSTRATED PARTS CATALOG



Sheet 1 of 3

FIGURE 7-20. LANDING GEAR ASSEMBLY

ENSTROM F-28/280 SERIES ILLUSTRATED PARTS CATALOG

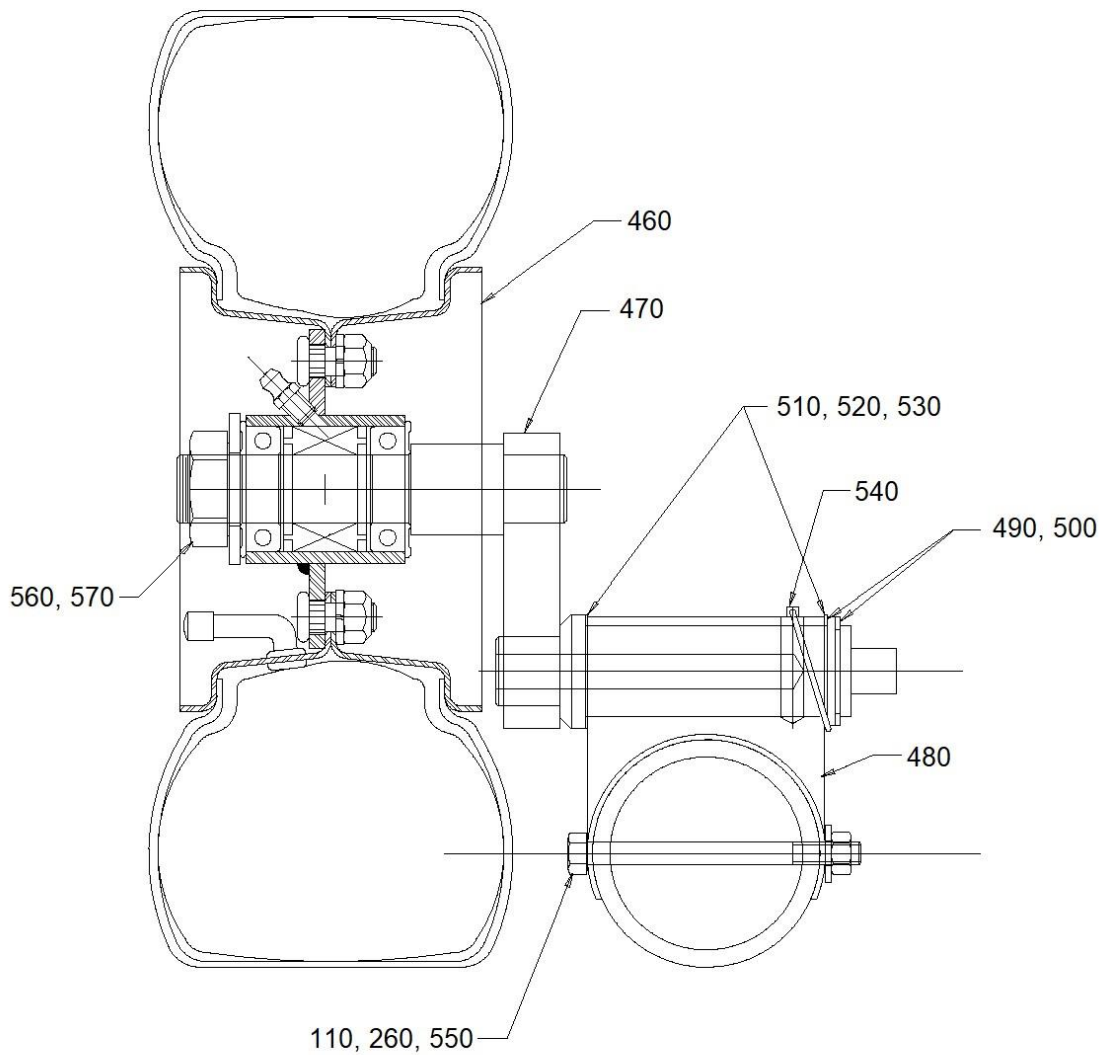


CROSS BEAM ASSEMBLY AFT

CROSS BEAM ASSEMBLY FWD

FIGURE 7-20. LANDING GEAR ASSEMBLY

ENSTROM F-28/280 SERIES ILLUSTRATED PARTS CATALOG



Sheet 3 of 3

FIGURE 7-20. LANDING GEAR ASSEMBLY

ENSTROM F-28/280 SERIES ILLUSTRATED PARTS CATALOG

FIGURE 7-20. LANDING GEAR ASSEMBLY

ITEM NUMBER	PART NUMBER	DESCRIPTION	QTY PER ASSY	MODELS AFFECTED						
				F-28A	280	F-28C	280C	F-28F	280F	280FX
-	28-17100-903	Skid Gear Assembly	REF	X	X	X	X	X	X	X
-	28-17100-907	Skid Gear Assembly (Floats)	REF	X		X		X		
-	28-17100-923	Skid Gear Assembly (Heavy Duty)	REF	X	X	X	X	X	X	X
-	28-17100-927	Skid Gear Assembly (Heavy Duty/Floats)	REF	X		X		X		X
10	28-17132-1	. Landing Gear Leg Assembly, Left Fwd	1	X	X	X	X	X	X	X
20	28-17132-2	. Landing Gear Leg Assembly, Right Fwd	1	X	X	X	X	X	X	X
30	28-17132-3	. Landing Gear Leg Assembly, Left Aft	1	X	X	X	X	X	X	X
40	28-17132-4	. Landing Gear Leg Assembly, Right Aft	1	X	X	X	X	X	X	X
50	28-17124-1	. Drag Strut	2	X	X	X	X	X	X	X
60	NAS6605-5	. Bolt	4	X	X	X	X	X	X	X
60	AN5-6A	. Bolt (Superseded by NAS6605-5)	4	X	X	X	X	X	X	X
70▲	MS21044N5	. Nut	A/R	X	X	X	X	X	X	X
70▲	AN365-524A	. Nut (Superseded by MS21044N5)	A/R	X	X	X	X	X	X	X
80	NAS1149F0532P	. Washer	4	X	X	X	X	X	X	X
80	AN960-516L	. Washer (Alternate)	4	X	X	X	X	X	X	X
90	28-22421-1	. Weldment	4	X	X	X	X	X	X	X
90	28-17111-1	. Wear Plate (Replaced by 28-22421-1)	4	X	X	X	X	X	X	X
-*	X-1567	. Wing Walk	A/R	X	X	X	X	X	X	
100	NAS6604-42	. Bolt	12	X	X	X	X	X	X	X
100	AN4-30A	. Bolt (Superseded by NAS6604-42)	12	X	X	X	X	X	X	X
110▲	NAS1149F0432P	. Washer	32	X	X	X	X	X	X	X
110▲	AN960-416L	. Washer (Alternate)	32	X	X	X	X	X	X	X
120▲	MS21044N4	. Nut	20	X	X	X	X	X	X	X
120▲	AN365-428A	. Nut (Superseded by MS21044N4)	20	X	X	X	X	X	X	X
130	28-17104-1	. Wear Plate Weldment	2	X	X	X	X	X	X	X
140	NAS6603-40	. Bolt	12	X	X	X	X	X	X	X

ENSTROM F-28/280 SERIES ILLUSTRATED PARTS CATALOG

FIGURE 7-20. LANDING GEAR ASSEMBLY

ITEM NUMBER	PART NUMBER	DESCRIPTION	QTY PER ASSY	MODELS AFFECTED						
				F-28A	280	F-28C	280C	F-28F	280F	280FX
140	AN3-27A	. Bolt (Superseded by NAS6603-40)	12	X	X	X	X	X	X	X
150	NAS1149F0363P	. Washer	24	X	X	X	X	X	X	X
150	AN960-10	. Washer (Alternate)	24	X	X	X	X	X	X	X
160	MS21044N3	. Nut	12	X	X	X	X	X	X	X
160	AN365-1032A	. Nut (Superseded by MS21044N3)	12	X	X	X	X	X	X	X
170	28-17102-3	. Skid Member Assembly	2	X	X	X	X	X	X	X
180*	ECD085-3	. End Cap Assembly (Option)	2	X	X	X	X	X	X	X
—*	ECD085-1	. . End Cap Assembly	2	X	X	X	X	X	X	X
—*	ECD085-13	. . . Cap	2	X	X	X	X	X	X	X
—*	732RTV	. Silicone Sealant (Used with ECD085 only)	A/R	X	X	X	X	X	X	X
—**	28-17159-11	. End Cap	4	X	X	X	X	X	X	
—	28-17106-1	. Skid Plug, Fwd (Replaced by 28-17159-11)	2	X	X	X	X	X	X	
—	28-17106-2	. Skid Plug, Aft (Replaced by 28-17159-11)	2	X	X	X	X	X	X	
190	6 X 3/8	. PK Screw	4	X	X	X	X	X	X	X
200	28-17122-1	. Cross Beam Assembly, Aft	1	X	X	X	X	X	X	X
210	28-17122-5	. Cross Beam Assembly, Fwd	1	X	X	X	X	X	X	X
220▲	28-17122-3	. . Cross Tube	2	X	X	X	X	X	X	X
230▲	28-17129-1	. . End Fitting	4	X	X	X	X	X	X	X
240▲	NAS6604-50	. . Bolt	6	X	X	X	X	X	X	X
240▲	AN4-34A	. . Bolt (Superseded by NAS6603-50)	6	X	X	X	X	X	X	X
250▲	NAS1149F0463P	. . Washer	16	X	X	X	X	X	X	X
260▲	MS21083N4	. . Nut	8	X	X	X	X	X	X	X
270●	NAS6604-56	. . Bolt	2	X	X	X	X	X	X	X
270●	AN4-37A	. . Bolt (Superseded by NAS6604-56)	2	X	X	X	X	X	X	X
280▲	28-17101-7	. . Clamp Weldment - Skid Gear	4	X	X	X	X	X	X	X
280▲	28-17101-1	. . Clamp Weldment – Skid Gear (Replaced by 28-17101-7)	4	X	X	X	X	X	X	X

ENSTROM F-28/280 SERIES ILLUSTRATED PARTS CATALOG

FIGURE 7-20. LANDING GEAR ASSEMBLY

ITEM NUMBER	PART NUMBER	DESCRIPTION	QTY PER ASSY	MODELS AFFECTED						
				F-28A	280	F-28C	280C	F-28F	280F	280FX
290▲	NAS6604-17	. . Bolt	8	X	X	X	X	X	X	X
290▲	AN4-14A	. . Bolt (Superseded by NAS6604-17)	8	X	X	X	X	X	X	X
300●	NAS6605-56	. . Bolt	2	X	X	X	X	X	X	X
300●	AN5-37A	. . Bolt (Superseded by NAS6605-56)	2	X	X	X	X	X	X	X
310▲	NAS1149F0563P	. . Washer	16	X	X	X	X	X	X	X
320▲	28-17121-1	. . Pivot Clamp Weldment	4	X	X	X	X	X	X	X
330●	NAS6605-52	. . Bolt	2	X	X	X	X	X	X	X
330●	AN5-35A	. . Bolt (Superseded by NAS6605-52)	2	X	X	X	X	X	X	X
340◆	28-17150-13	. . Bolt	4	X	X	X	X	X	X	X
350	28-17148-3	. Landing Gear Oleo	4		X		X		X	X
360	28-17148-5	. Landing Gear Oleo	4	X		X		X		
-	28-17123-1	. . Link	2	X	X	X	X	X	X	X
-370**	28-17148-7	. Landing Gear Oleo	4					X		
-**	28-17306-1	. . Link	2					X		
-	28-17135-11	. . Bolt	2	X	X	X	X	X	X	X
-	NAS1149F0532P	. . Washer	8	X	X	X	X	X	X	X
-	AN960-516L	. . Washer (Alternate)	8	X	X	X	X	X	X	X
-	MS21083N5	. . Nut	2	X	X	X	X	X	X	X
-	AN364-524A	. . Nut (Superseded by MS21083N5)	2	X	X	X	X	X	X	X
380	28-17166-1	. Cover - Aft Crosstube, L/H	1	X	X	X	X	X	X	X
-390	28-17166-2	. Cover - Aft Crosstube. R/H	1	X	X	X	X	X	X	X
400	NAS6605-23	. Bolt	8	X	X	X	X	X	X	X
400	AN5-17A	. Bolt (Superseded by NAS6605-23)	8	X	X	X	X	X	X	X
410	CCR274SS-3-04	. Rivet	2	X	X	X	X	X	X	X
420	NAS6605-29	. Bolt	4	X	X	X	X	X	X	X
420	AN5-22A	. Bolt (Superseded by NAS6605-29)	4	X	X	X	X	X	X	X

ENSTROM F-28/280 SERIES ILLUSTRATED PARTS CATALOG

FIGURE 7-20. LANDING GEAR ASSEMBLY

ITEM NUMBER	PART NUMBER	DESCRIPTION	QTY PER ASSY	MODELS AFFECTED						
				F-28A	280	F-28C	280C	F-28F	280F	280FX
430	28-17150-1	. Frame Attaching Bolt	4	X	X	X	X	X	X	X
440	MS21044N6	. Nut	4	X	X	X	X	X	X	X
450	NAS1149F0632P	. Washer	8	X	X	X	X	X	X	X
-	28-17000-1	Ground Handling Wheel/Axle Installation	REF	X	X	X	X	X	X	X
460	ECD083-1	. Wheel Assembly	2	X	X	X	X	X	X	X
470	28-17002-11	. Axle Assembly	2	X	X	X	X	X	X	X
480	28-17001-101	. Bracket Assembly (Weldment)	2	X	X	X	X	X	X	X
490	28-17004-1	. Washer	2	X	X	X	X	X	X	X
500	5108-100	. Retaining Ring	2	X	X	X	X	X	X	X
510	28-17000-11	. Shim .020"	A/R	X	X	X	X	X	X	X
520	28-17000-13	. Shim .025"	A/R	X	X	X	X	X	X	X
530	28-17000-15	. Shim .035"	A/R	X	X	X	X	X	X	X
540	KLIK-1185	. Detent Pin	2	X	X	X	X	X	X	X
540	BLDS4-13W/LT	. Detent Pin (Replaced by KLIK-1185)	2	X	X	X	X	X	X	X
550	NAS6604-40	. Bolt	6	X	X	X	X	X	X	X
550	AN4-27A	. Bolt (Superseded by NAS6604-40)	6	X	X	X	X	X	X	X
560	MS21083N12	. Nut	2	X	X	X	X	X	X	X
560	AN364-1216A	. Nut (Superseded by MS21083N12)	2	X	X	X	X	X	X	X
570	NAS1149C1290R	. Washer	2	X	X	X	X	X	X	X
570	AN960-C1216	. Washer (Alternate)	2	X	X	X	X	X	X	X

- * Used on aircraft equipped without floats.
- ** F-28F float installation only.
- ▲ Parts used in 28-17122-1 and 28-17122-5 assemblies.
- Part used in 28-17122-1 assembly.
- ◆ Part used in 28-17122-5 assembly.

ENSTROM F-28/280 SERIES ILLUSTRATED PARTS CATALOG

|

INTENTIONALLY LEFT BLANK

ENSTROM F-28/280 SERIES ILLUSTRATED PARTS CATALOG

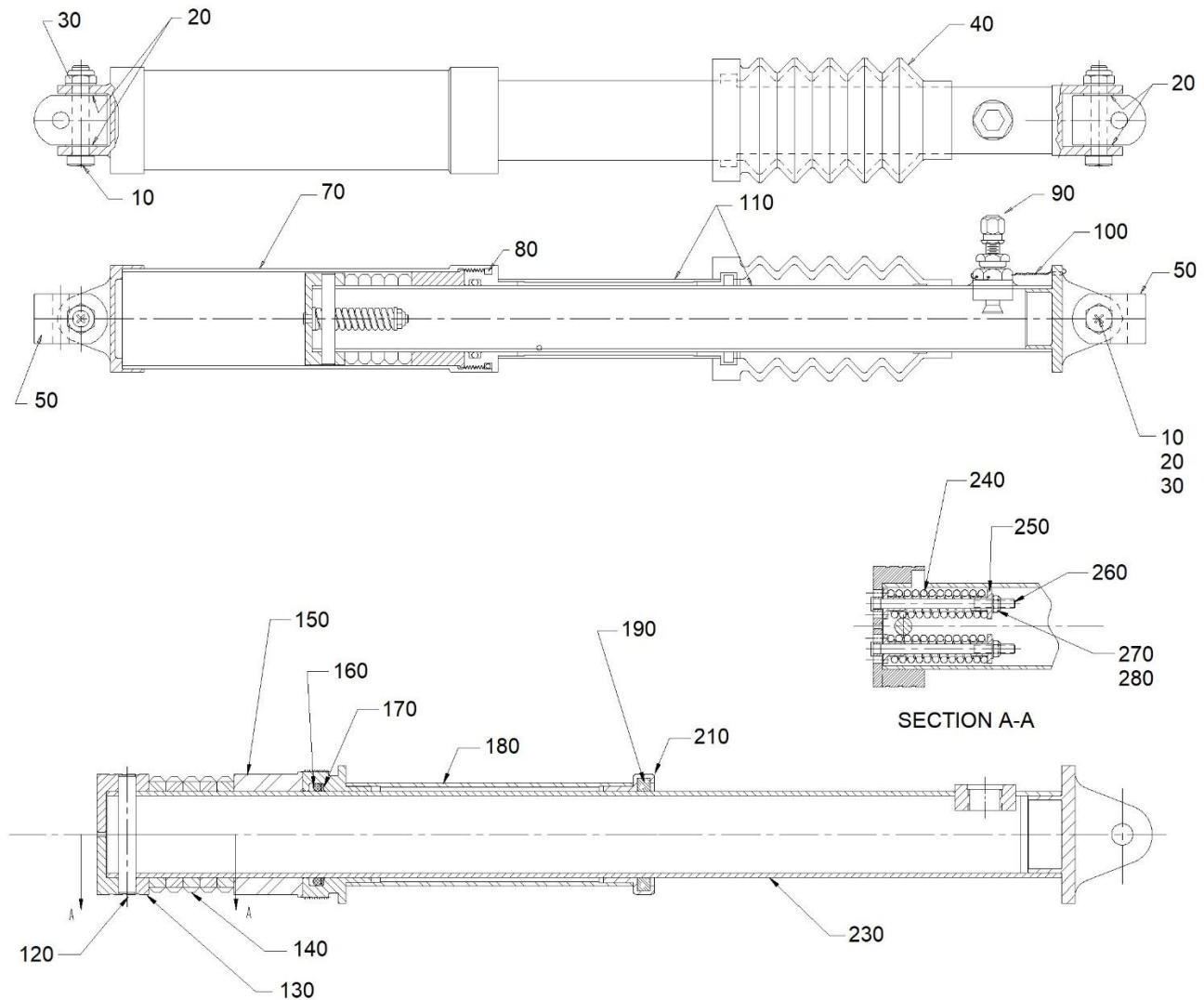


FIGURE 7-21. OLEO STRUT ASSEMBLY

ENSTROM F-28/280 SERIES ILLUSTRATED PARTS CATALOG

FIGURE 7-21. OLEO STRUT ASSEMBLY

ITEM NUMBER	PART NUMBER	DESCRIPTION	QTY PER ASSY	MODELS AFFECTED						
				F-28A	280	F-28C	280C	F-28F	280F	280FX
-	28-17148-1	Landing Gear Oleo Assembly (Obsolete)	REF	X	X	X	X	X	X	X
-	28-17148-2	Landing Gear Oleo Assembly (Float Installation) (Obsolete)	REF	X	X	X	X	X	X	
-	28-17148-3	Landing Gear Oleo Assembly	REF							X
-	28-17148-5	Landing Gear Oleo Assembly	REF	X	X	X	X	X	X	
-	28-17148-7	Landing Gear Oleo Assembly (Float Installation)	REF	X	X	X	X	X	X	X
10	28-17135-11	. Bolt	2	X	X	X	X	X	X	X
20	NAS1149F0532P	. Washer	8	X	X	X	X	X	X	X
20	AN960-516L	. Washer (Alternate)	8	X	X	X	X	X	X	X
30	MS21083N4	. Nut	2	X	X	X	X	X	X	X
30	AN364-524A	. Nut (Superseded by MS21083N4)	2	X	X	X	X	X	X	X
40	28-17158-1	. Strut Cover	1	X	X	X	X	X	X	
50	28-17123-11	. Link	2	X	X	X	X	X	X	X
50	28-17123-1	. Link (Used with 28-17148-3 & 28-17148-5) (Superseded by 28-17123-11)	2	X	X	X	X	X	X	X
-60	28-17306-1	. Link (Used with 28-17148-7)	2	X	X	X	X	X	X	X
70	28-17140-1	. Cylinder Assembly	1	X	X	X	X	X	X	X
80*	2-131 N304-75	. O-Ring	1	X	X	X	X	X	X	X
-	471-RED	. Red Vinyl Tape	A/R	X	X	X	X	X	X	X
90	MS28889-2	. Strut Valve	1	X	X	X	X	X	X	X
100	MS20995C32	. Safety Wire	A/R	X	X	X	X	X	X	X
110	28-17147-7	. Piston Shaft Assembly	1	X	X	X	X	X	X	X
120	28-17147-3	. . Pin	1	X	X	X	X	X	X	X
130	28-17145-1	. . Piston	1	X	X	X	X	X	X	X
140	28-17151-1	. . Rebound Ring	5	X	X	X	X	X	X	X
150	28-17149-1	. . Spacer	1	X	X	X	X	X	X	X
160◇	MS28775-218	. . O-Ring	1	X	X	X	X	X	X	X
170	8-218-N300-9	. . Back-Up Ring	1	X	X	X	X	X	X	X
180	28-17144-5	. . Seal Housing Assembly	1	X	X	X	X	X	X	X

ENSTROM F-28/280 SERIES ILLUSTRATED PARTS CATALOG

FIGURE 7-21. OLEO STRUT ASSEMBLY

ITEM NUMBER	PART NUMBER	DESCRIPTION	QTY PER ASSY	MODELS AFFECTED						
				F-28A	280	F-28C	280C	F-28F	280F	280FX
180	28-17144-1	. . Seal Housing Assembly (Replaced by 28-17144-5)	1	X	X	X	X	X	X	X
190●	D1250	. . Wiper Seal	1	X	X	X	X	X	X	X
-200▲	28-17154-1	. . Wiper	1	X	X	X	X	X	X	X
210●	28-17153-13	. . Guide	1	X	X	X	X	X	X	X
-220▲	28-17153-1	. . Guide	1	X	X	X	X	X	X	X
230	28-17146-7	. . Piston Tube Assembly	1	X	X	X	X	X	X	X
230	28-17146-1	. . Piston Tube Assembly (Superseded by 28-17146-7)	1	X	X	X	X	X	X	X
240	28-17155-1	. . Valve Spring	2	X	X	X	X	X	X	X
250	28-17156-3	. . Valve Piston	4	X	X	X	X	X	X	X
250	28-17156-1	. . Valve Piston (Superseded by 28-17156-3)	4	X	X	X	X	X	X	X
260	28-17157-1	. . Shaft	2	X	X	X	X	X	X	X
270	NAS1149FN632P	. . Washer	2	X	X	X	X	X	X	X
270	AN960-6	. . Washer (Alternate)	2	X	X	X	X	X	X	X
280	MS21044N06	. . Nut	2	X	X	X	X	X	X	X
280	AN365-632A	. . Nut (Superseded by MS21044N06)	2	X	X	X	X	X	X	X

* MS28775-131 is an acceptable alternate.

◇ 2-218 is an acceptable alternate.

● For aircraft produced after 5/20/85 through 5/12/03, use D1250 wiper with 28-17153-13 guide.

▲ For aircraft produced prior to 5/20/85, use 28-17154-1 wiper with 28-17153-1 guide.

ENSTROM F-28/280 SERIES ILLUSTRATED PARTS CATALOG

INTENTIONALLY LEFT BLANK

ENSTROM F-28/280 SERIES ILLUSTRATED PARTS CATALOG

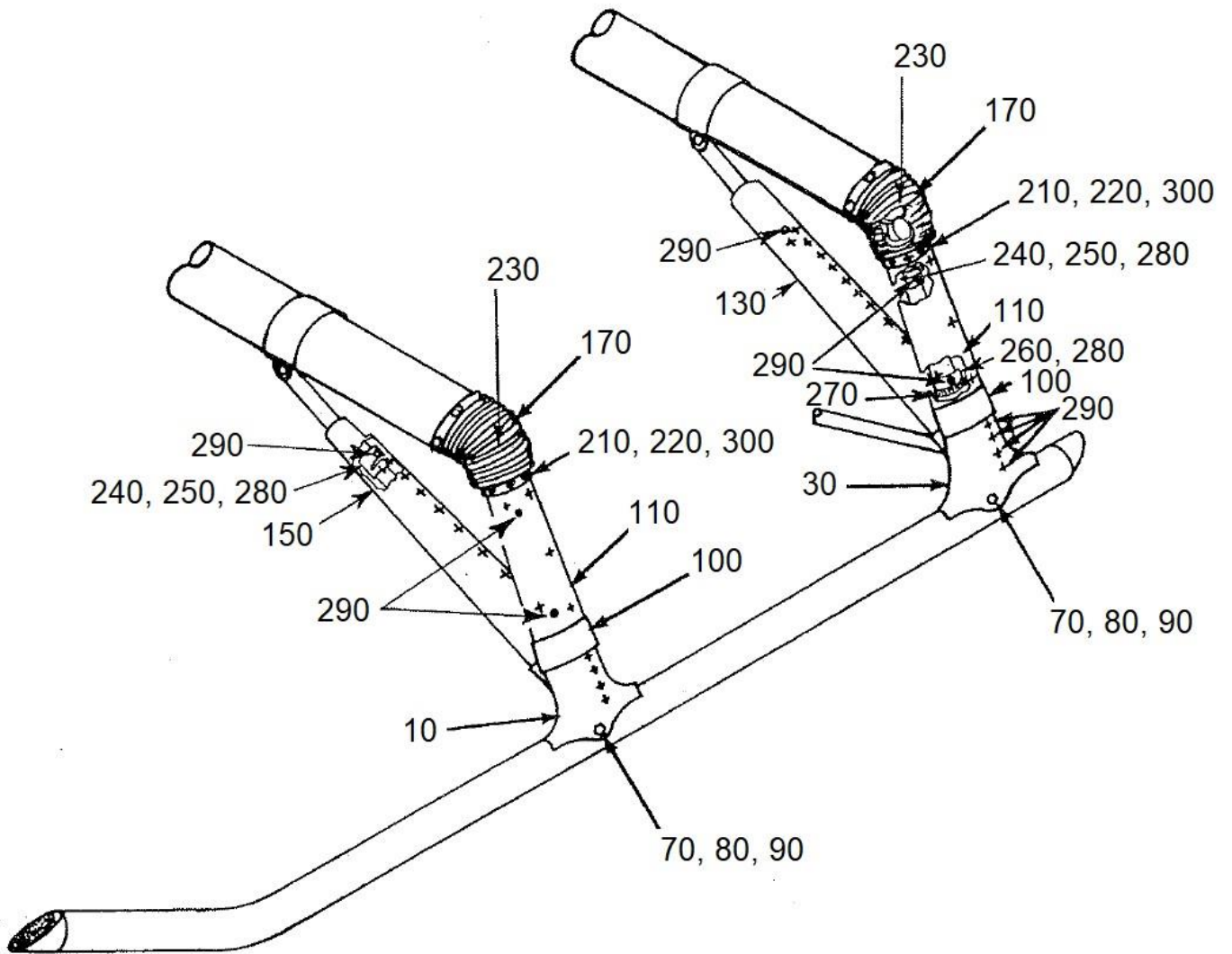


FIGURE 7-22. LANDING GEAR FAIRINGS

ENSTROM F-28/280 SERIES ILLUSTRATED PARTS CATALOG

FIGURE 7-22. LANDING GEAR FAIRINGS

ITEM NUMBER	PART NUMBER	DESCRIPTION	QTY PER ASSY	MODELS AFFECTED						
				F-28A	280	F-28C	280C	F-28F	280F	280FX
-	28-17142-1	Fairings Assembly (No Step)	REF							X
-	28-17142-3	Fairings Assembly (No Step & Oleo Extenders)	REF							X
-	28-17142-5	Fairings Assembly (Step)	REF							X
-	28-17142-7	Fairings Assembly (Step & Oleo Extenders)	REF							X
10*	28-17141-1	. Fairing, L/H	1							X
-20*	28-17141-2	. Fairing, R/H	1							X
30	28-17141-3	. Fairing, L/H	1							X
-40	28-17141-4	. Fairing, R/H	1							X
-50●	28-17141-5	. Fairing, L/H	1							X
-60●	28-17141-6	. Fairing, R/H	1							X
70	NAS6604-44	. Bolt	4							X
70	AN4-31A	. Bolt (Superseded by NAS6604-44)	4							X
80	NAS1149F0432P	. Washer	8							X
80	AN960-416L	. Washer (Alternate)	8							X
90	MS20365-425	. Nut	4							X
90	AN365-425	. Nut (Alternate)	4							X
100	28-17120-11	. Sleeve	4							X
110	28-17108-1	. Fairing, L/H	2							X
-120	28-17108-2	. Fairing, R/H	2							X
130	28-17139-1	. Fairing, Aft, L/H	1							X
-140	28-17139-2	. Fairing, Aft, R/H	1							X
150	28-17139-3	. Fairing, Fwd, L/H	1							X
-160	28-17139-4	. Fairing, Fwd, R/H	1							X
170	28-17119-15	. Boot	4							X
170	28-17119-11	. Boot, L/H (Replaced by 28-17119-15)	2							X
-180	28-17119-12	. Boot, R/H (Replaced by 28-17119-15)	2							X

ENSTROM F-28/280 SERIES ILLUSTRATED PARTS CATALOG

FIGURE 7-22. LANDING GEAR FAIRINGS

ITEM NUMBER	PART NUMBER	DESCRIPTION	QTY PER ASSY	MODELS AFFECTED						
				F-28A	280	F-28C	280C	F-28F	280F	280FX
-190	28-17119-13	. Boot, L/H (Replaced by 28-17119-15)	2							X
-200	28-17119-14	. Boot, R/H (Replaced by 28-17119-15)	2							X
210	28-17161-11	. Strap	4							X
220	28-17162-11	. Washer	4							X
230	28-17138-1	. Support	4							X
240	28-17113-13	. Clamp	8							X
250	20020S	. Clamp	8							X
260	28-17143-11	. Clamp	4							X
270	20024S	. Clamp	4							X
280	A01789-8Z1D	. Tinnerman Nut	A/R							X
280	A1787-8Z-1	. Tinnerman Nut (Superseded by A01789-8Z1D)	A/R							X
290	8 X 1/2	. Screw	A/R							X
300	8 X 3/8	. Screw	2							X

* Used in 28-17142-1 and 28-17142-3.

• Used in 28-17142-5 and 28-17142-7.

ENSTROM F-28/280 SERIES ILLUSTRATED PARTS CATALOG

INTENTIONALLY LEFT BLANK

ENSTROM F-28/280 SERIES ILLUSTRATED PARTS CATALOG

SECTION 8

FLIGHT CONTROLS

TABLE OF CONTENTS

	Cover Page	8-1
	Table of Contents	8-1
8-1	Lower Swashplate Assembly	8-2
8-2	Lower Swashplate Installation	8-3
8-3	Lower Swashplate Control Rod Attachment	8-5
8-3A	Upper Swashplate Assembly & Control Attachment	8-6
8-4	Main Rotor Pitch Change Controls	8-7
8-5	Cyclic Control Assembly	8-8
8-5A	Cyclic Control Stick Installation	8-18
8-6	Trim Spring Mechanical Installation	8-21
8-6A	Lateral and Longitudinal Bias Spring Installation	8-23
8-7	Lateral Trim with Bias Spring Installation	8-25
8-8	Trim Actuator Capsule Installation	8-27
8-9	Lateral Trim Assembly	8-29
8-10	Longitudinal Trim Assembly	8-32
8-11	Collective Trim, Spring Capsule	8-35
8-12	Co-Pilot Collective Assembly (F-28A, 280, F-28C, 280C)	8-37
8-13	Pilot Collective Assembly (F-28A, 280, F-28C, 280C)	8-39
8-14	Co-Pilot Collective Assembly (F-28F, 280F, 280FX)	8-41
8-15	Pilot Collective Assembly (F-28F, 280F, 280FX)	8-45
8-16	Collective Stick Elect/Mech Assembly, Right Hand (F-28F, 280F, 280FX)	8-49
8-17	Collective Stick Elect/Mech Assembly, Left Hand (F-28F, 280F, 280FX)	8-53
8-18	Collective Control System Torque Shaft Assembly (F-28A, 280)	8-57
8-19	Collective Control System Torque Shaft Assembly (F-28A, 280, F-28C, 280C)	8-61
8-20	Collective Control Reversing Bellcrank, Push-Pull Rod Attachment, and Bellcrank Pivot	8-63
8-21	Collective Stick Friction Control	8-69

ENSTROM F-28/280 SERIES ILLUSTRATED PARTS CATALOG

INTENTIONALLY LEFT BLANK

ENSTROM F-28/280 SERIES ILLUSTRATED PARTS CATALOG

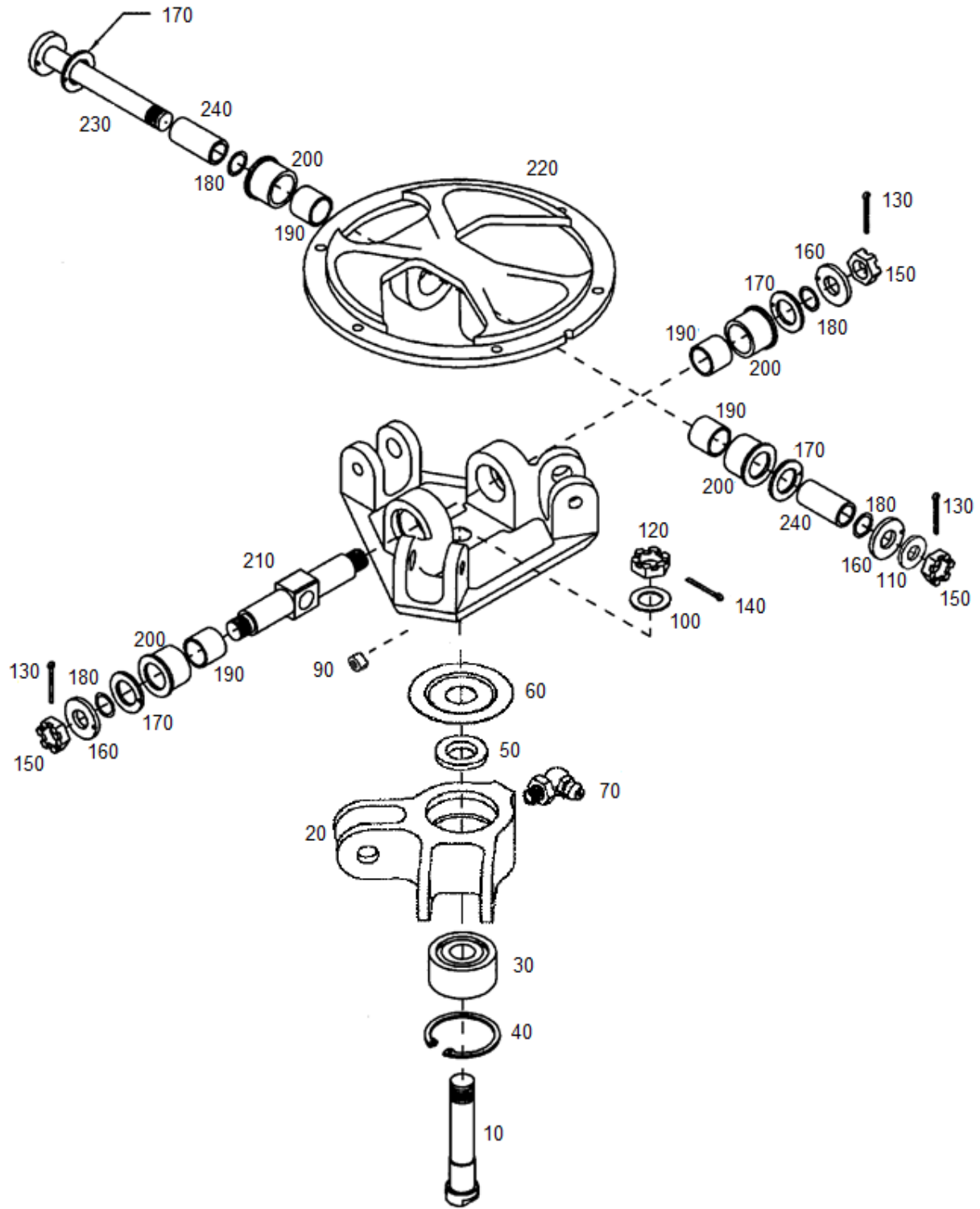


FIGURE 8-1. LOWER SWASHPLATE ASSEMBLY

ENSTROM F-28/280 SERIES ILLUSTRATED PARTS CATALOG

FIGURE 8-1. LOWER SWASHPLATE ASSEMBLY

ITEM NUMBER	PART NUMBER	DESCRIPTION	QTY PER ASSY	MODELS AFFECTED						
				F-28A	280	F-28C	280C	F-28F	280F	280FX
-▲	28-16101-101	Lower Swashplate Assembly	REF	X	X	X	X	X	X	X
10Δ	28-16123-11	. Bolt	1	X	X	X	X	X	X	X
10Δ	28-16123-1	. Bolt (Superseded by 28-16123-11)	1	X	X	X	X	X	X	X
20	28-16361-1	. Housing	1	X	X	X	X	X	X	X
30	ECD009-11	. Bearing	1	X	X	X	X	X	X	X
40	N5002-125-PP	. Retaining Ring	1	X	X	X	X	X	X	X
50	28-16228-1	. Spacer	1	X	X	X	X	X	X	X
60	28-16387-1	. Slinger	1	X	X	X	X	X	X	X
70	1911-B1	. Lube Fitting	1	X	X	X	X	X	X	X
70	1637-B	. Lube Fitting (Superseded by 1911-B1)	1	X	X	X	X	X	X	X
80*	28-16119-5	. Universal Housing (Lower) (Preferred Part)	1	X	X	X	X	X	X	X
80*	28-16119-3	. Universal Housing (Lower) (Alternate)	1	X	X	X	X	X	X	X
90	MS18066-14	. Set Screw (Used with 28-16119-5)	1	X	X	X	X	X	X	X
100	NAS1149F0732P	. Washer	1	X	X	X	X	X	X	X
100	AN960-716L	. Washer (Alternate)	1	X	X	X	X	X	X	X
110	NAS1149F0632P	. Washer	1	X	X	X	X	X	X	X
110	AN960-616L	. Washer (Alternate)	1	X	X	X	X	X	X	X
120	AN320-7	. Nut	1	X	X	X	X	X	X	X
120	F12NE4717-070	. Nut (Superseded by AN320-7)	1	X	X	X	X	X	X	X
130	MS24665-300	. Cotter Pin	3	X	X	X	X	X	X	X
140	MS24665-302	. Cotter Pin	1	X	X	X	X	X	X	X
140	AN381-3-16	. Cotter Pin (Superseded by MS24665-302)	4	X	X	X	X	X	X	X
150	AN320-6	. Nut	3	X	X	X	X	X	X	X
160	28-16227-3	. Washer Assembly	3	X	X	X	X	X	X	X
170	28-16263-5	. DU Washer	4	X	X	X	X	X	X	X

ENSTROM F-28/280 SERIES ILLUSTRATED PARTS CATALOG

FIGURE 8-1. LOWER SWASHPLATE ASSEMBLY

ITEM NUMBER	PART NUMBER	DESCRIPTION	QTY PER ASSY	MODELS AFFECTED						
				F-28A	280	F-28C	280C	F-28F	280F	280FX
180	28-16524-3	. Shim, .020"	A/R	X	X	X	X	X	X	X
180	28-16524-4	. Shim, .015"	A/R	X	X	X	X	X	X	X
180	28-16524-5	. Shim, .005"	A/R	X	X	X	X	X	X	X
180	28-16524-6	. Shim, .003"	A/R	X	X	X	X	X	X	X
180	28-16524-7	. Shim, .002"	A/R	X	X	X	X	X	X	X
180	28-16524-8	. Shim, .001"	A/R	X	X	X	X	X	X	X
190	08DU08	. Bearing	4	X	X	X	X	X	X	X
200	28-16226-5	. Sleeve	4	X	X	X	X	X	X	X
210	28-16223-19	. Shaft	1	X	X	X	X	X	X	X
220◆	28-16116-11	. Universal Housing (Upper)	1	X	X	X	X	X	X	X
220◆	28-16116-1	. Universal Housing (Upper) (Superseded by 28-16116-11)	1	X	X	X	X	X	X	X
230	28-16224-5	. Tie Rod Assembly	1	X	X	X	X	X	X	X
240	28-16225-19	. Spacer	2	X	X	X	X	X	X	X

▲ Available as a remanufactured part (-R).

* Effectivity F-28F S/N 825 – subsequent and 280FX S/N 2135 – subsequent. Retrofittable to F-28F S/N 509 – subsequent and 280FX S/N 2001 – subsequent.

◆ Effectivity F-28F S/N 831 – subsequent and 280FX S/N 2136 – subsequent. Retrofittable to F-28F S/N 509 – subsequent and 280FX S/N 2001 – subsequent.

△ Effectivity F-28F S/N 833 – subsequent and 280FX S/N 2148 – subsequent. Retrofittable to F-28F S/N 509 – subsequent and 280FX S/N 2001 – subsequent.

ENSTROM F-28/280 SERIES ILLUSTRATED PARTS CATALOG

I

INTENTIONALLY LEFT BLANK

ENSTROM F-28/280 SERIES ILLUSTRATED PARTS CATALOG

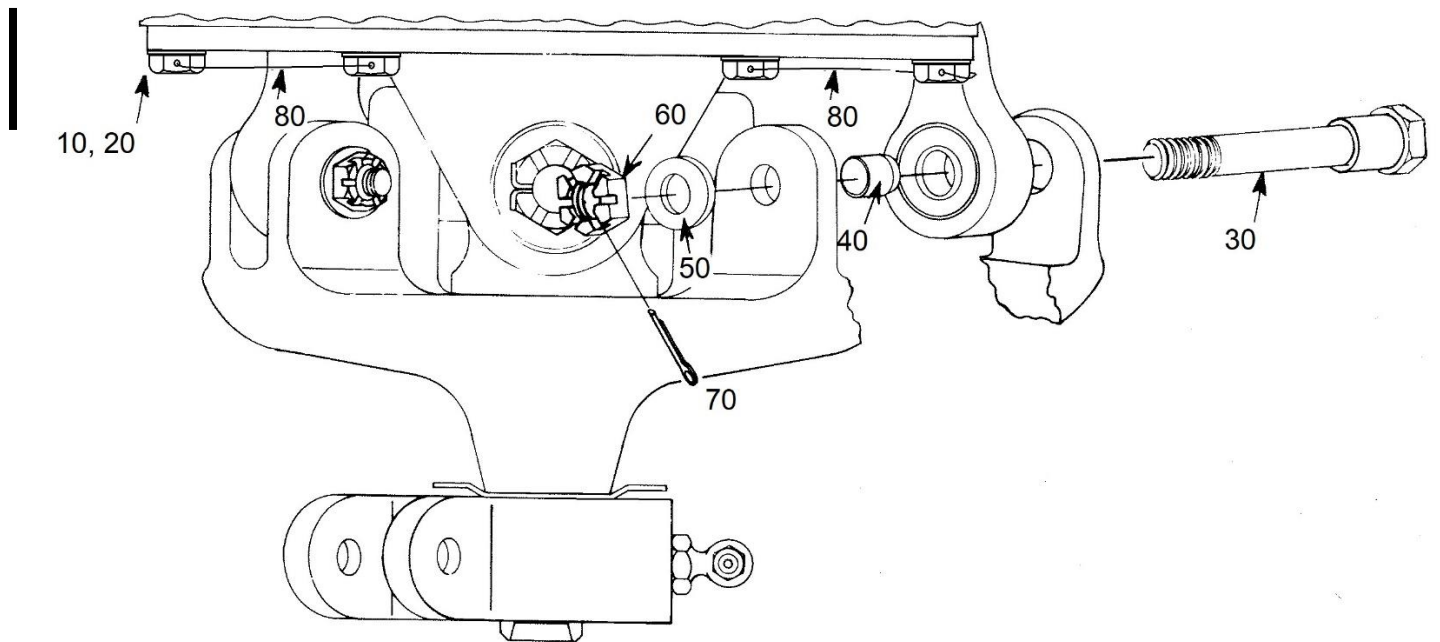


FIGURE 8-2. LOWER SWASHPLATE INSTALLATION

ENSTROM F-28/280 SERIES ILLUSTRATED PARTS CATALOG

FIGURE 8-2. LOWER SWASHPLATE INSTALLATION

ITEM NUMBER	PART NUMBER	DESCRIPTION	QTY PER ASSY	MODELS AFFECTED						
				F-28A	280	F-28C	280C	F-28F	280F	280FX
10	MS20074-03-04	. Bolt	6	X	X	X	X	X	X	X
10	MS20074-304	. Bolt (Replaced by MS20074-03-04)	6	X	X	X	X	X	X	X
10	AN503-10-10	. Screw (Superseded by MS20074-304)	6	X	X	X	X	X	X	X
20	NAS1149F0363P	. Washer	6	X	X	X	X	X	X	X
20	AN960-10	. Washer (Alternate)	6	X	X	X	X	X	X	X
30	28-16129-2	. Bolt	3	X	X	X	X	X	X	X
40	28-16124-1	. Spacer	3	X	X	X	X	X	X	X
50	NAS1149F0432P	. Washer	3	X	X	X	X	X	X	X
50	AN960-416L	. Washer (Alternate)	3	X	X	X	X	X	X	X
60	MS17826-4	. Nut	3	X	X	X	X	X	X	X
60	F12NE4717-048	. Nut (Superseded by MS17826-4)	3	X	X	X	X	X	X	X
70	MS24665-1013	. Cotter Pin	3	X	X	X	X	X	X	X
70	AN381-2-7	. Cotter Pin (Superseded by MS24665-1013)	3	X	X	X	X	X	X	X
80	MS20995C32	. Safety Wire	A/R	X	X	X	X	X	X	X

ENSTROM F-28/280 SERIES ILLUSTRATED PARTS CATALOG

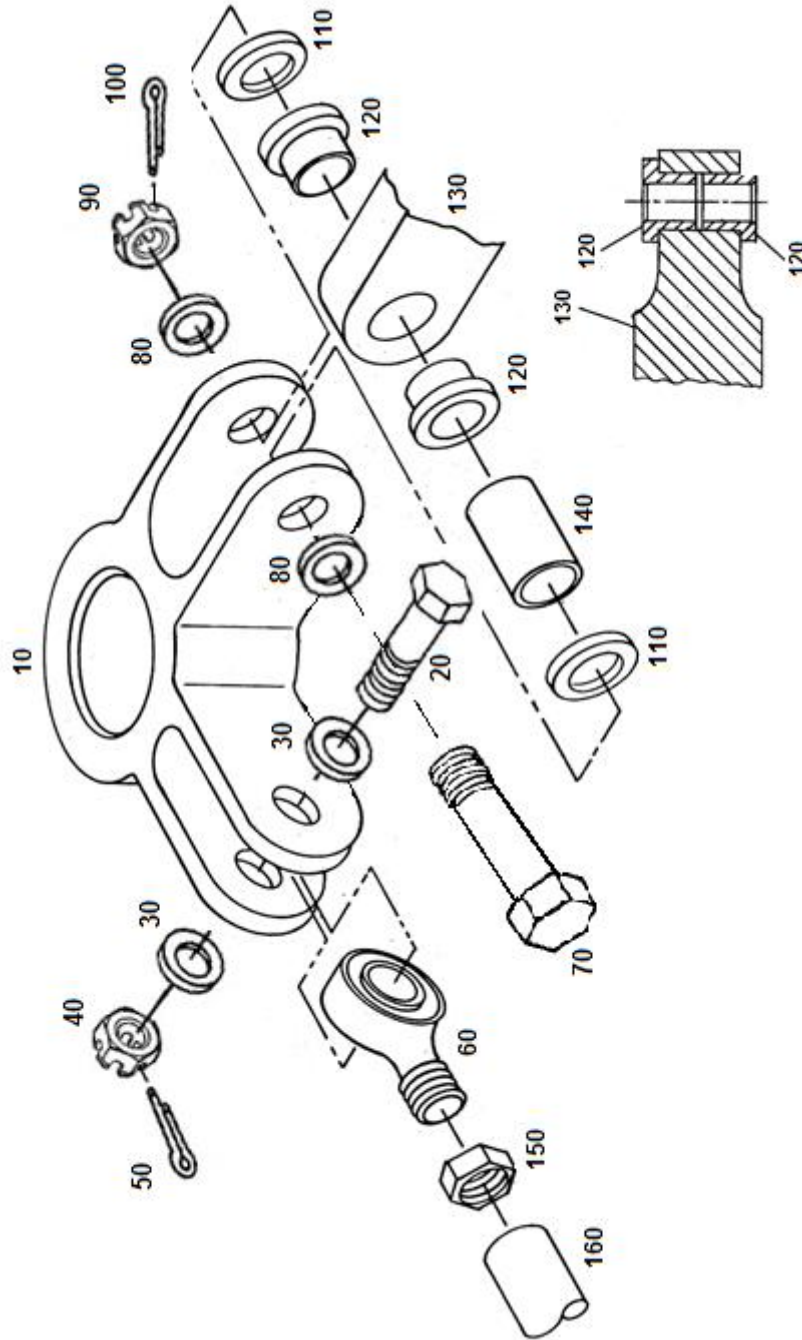


FIGURE 8-3. LOWER SWASHPLATE CONTROL ROD ATTACHMENT

ENSTROM F-28/280 SERIES ILLUSTRATED PARTS CATALOG

FIGURE 8-3. LOWER SWASHPLATE CONTROL ROD ATTACHMENT

ITEM NUMBER	PART NUMBER	DESCRIPTION	QTY PER ASSY	MODELS AFFECTED						
				F-28A	280	F-28C	280C	F-28F	280F	280FX
-	28-16024	Control System	REF	X	X	X	X	X	X	X
10	28-16361-1	. Bearing Housing	1	X	X	X	X	X	X	X
20	NAS6605D13	. Bolt	1	X	X	X	X	X	X	X
20	AN5-12	. Bolt (Superseded by NAS6605D13)	1	X	X	X	X	X	X	X
30	NAS1149F0563P	. Washer	2	X	X	X	X	X	X	X
30	AN960-516	. Washer (Alternate)	2	X	X	X	X	X	X	X
40	MS17825-5	. Nut	1	X	X	X	X	X	X	X
40	F12NE-4753-054	. Nut (Superseded by MS17825-5)	1	X	X	X	X	X	X	X
50	MS24665-152	. Cotter Pin	1	X	X	X	X	X	X	X
50	AN381-2-10	. Cotter Pin (Superseded by MS24665-152)	1	X	X	X	X	X	X	X
60	HMVV-5M	. Rod End	1	X	X	X	X	X	X	X
60	HMVV-5	. Rod End (Superseded by HMVV-5M)	1	X	X	X	X	X	X	X
70	NAS6604D17	. Bolt	1	X	X	X	X	X	X	X
70	AN4-14	. Bolt (Superseded by NAS6604D17)	1	X	X	X	X	X	X	X
80	NAS1149F0463P	. Washer	2	X	X	X	X	X	X	X
80	AN960-416	. Washer (Alternate)	2	X	X	X	X	X	X	X
90	MS17825-4	. Nut	2	X	X	X	X	X	X	X
90	F12NE-4753-048	. Nut (Superseded by MS17825-4)	1	X	X	X	X	X	X	X
100	MS24665-151	. Cotter Pin	1	X	X	X	X	X	X	X
100	AN381-2-8	. Cotter Pin (Superseded by MS24665-151)	1	X	X	X	X	X	X	X
110	ECD050-11	. 1/4 Washer	2	X	X	X	X	X	X	X
110	1/4 Harper	. Washer (Superseded by ECD050-11)	2	X	X	X	X	X	X	X
120	28-16156-1	. Bearing	2	X	X	X	X	X	X	X
130	28-16198-1	. Push-Pull Rod	1	X	X	X	X	X	X	X

ENSTROM F-28/280 SERIES ILLUSTRATED PARTS CATALOG

FIGURE 8-3. LOWER SWASHPLATE CONTROL ROD ATTACHMENT

ITEM NUMBER	PART NUMBER	DESCRIPTION	QTY PER ASSY	MODELS AFFECTED						
				F-28A	280	F-28C	280C	F-28F	280F	280FX
140	28-16219-1	. Spacer	1	X	X	X	X	X	X	X
150	AN316-5R	. Nut	1	X	X	X	X	X	X	X
150	AN316-5	. Nut (Superseded by AN316-5R)	1	X	X	X	X	X	X	X
160	28-16197-1	. Push-Pull Rod	1	X	X	X	X	X	X	X

ENSTROM F-28/280 SERIES ILLUSTRATED PARTS CATALOG

I

INTENTIONALLY LEFT BLANK

ENSTROM F-28/280 SERIES ILLUSTRATED PARTS CATALOG

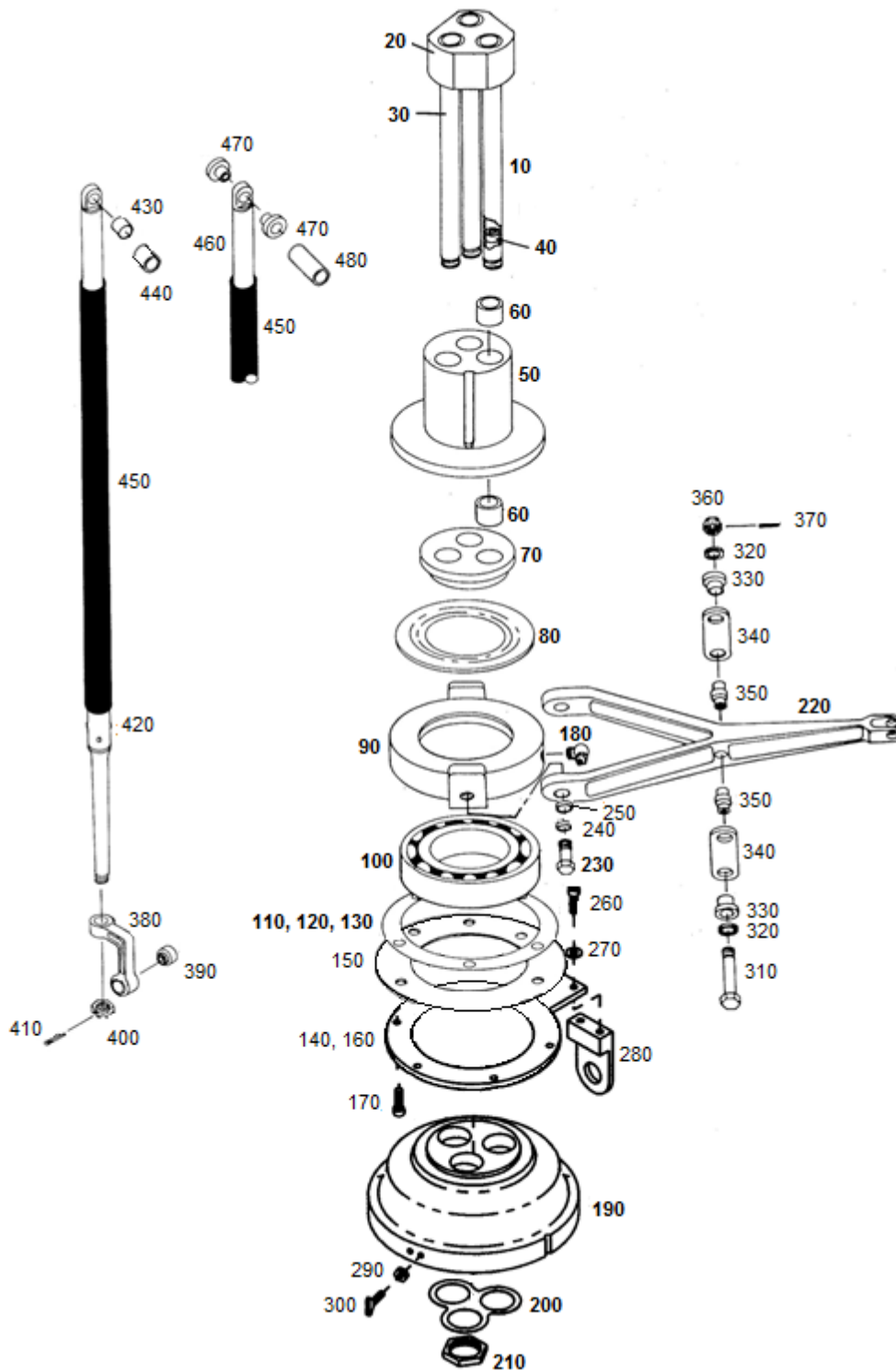


FIGURE 8-3A. UPPER SWASHPLATE ASSEMBLY & CONTROL ATTACHMENT

ENSTROM F-28/280 SERIES ILLUSTRATED PARTS CATALOG

FIGURE 8-3A. UPPER SWASHPLATE ASSEMBLY & CONTROL ATTACHMENT

ITEM NUMBER	PART NUMBER	DESCRIPTION	QTY PER ASSY	MODELS AFFECTED						
				F-28A	280	F-28C	280C	F-28F	280F	280FX
- ▼	28-16101-107	Upper Swashplate Assembly	REF	X	X	X	X	X	X	X
10	28-16260-1	. Shaft Guide Assembly	1	X	X	X	X	X	X	X
20	28-16259-1	. Retainer	1	X	X	X	X	X	X	X
30	28-16105-1	. Shaft Guide	3	X	X	X	X	X	X	X
40	28-16264-1	. Bushing	3	X	X	X	X	X	X	X
50	28-16103-1	. Housing	1	X	X	X	X	X	X	X
60	16-DU-14	. Bearing	6	X	X	X	X	X	X	X
60	16-DU-16	. Bearing (Alternate to 16-DU-14)	6	X	X	X	X	X	X	X
60	16-DU-12	. Bearing (Superseded by 16-DU-16)	6	X	X	X	X	X	X	X
70	28-16106-2	. Bearing Spacer	1	X	X	X	X	X	X	X
80	28-16386-1	. Slinger	1	X	X	X	X	X	X	X
90	28-16108-11	. Bearing Housing	1	X	X	X	X	X	X	X
90	28-16108-2	. Bearing Housing (Superseded by 28-16108-11)	1	X	X	X	X	X	X	X
100	ECD013-11	. Bearing (Used with 28-16108-11)	1	X	X	X	X	X	X	X
-	ECD013-13	. Bearing (Used with 28-16108-2)	1	X	X	X	X	X	X	X
110	28-16125-3	. Shim .005	A/R	X	X	X	X	X	X	X
120	28-16125-4	. Shim .003	A/R	X	X	X	X	X	X	X
130	28-16125-5	. Shim .002	A/R	X	X	X	X	X	X	X
140**	28-16043-19	. Bracket Retainer	1	X	X	X	X	X	X	X
150∞	28-16389-2	. Seal Retainer (Superseded by 28-16043-19)	1	X	X	X	X	X	X	X
160∞	28-16110-1	. Retainer (Superseded by 28-16043-19)	1	X	X	X	X	X	X	X
170	AN503-10-10	. Screw	6	X	X	X	X	X	X	X
180	1637-B1	. Lube Fitting	1	X	X	X	X	X	X	X
180	1911-B	. Lube Fitting	1	X	X	X	X	X	X	X
190	28-16112-17	. Housing	1	X	X	X	X	X	X	X

ENSTROM F-28/280 SERIES ILLUSTRATED PARTS CATALOG

FIGURE 8-3A. UPPER SWASHPLATE ASSEMBLY & CONTROL ATTACHMENT

ITEM NUMBER	PART NUMBER	DESCRIPTION	QTY PER ASSY	MODELS AFFECTED						
				F-28A	280	F-28C	280C	F-28F	280F	280FX
190	28-16112-15	. Housing (Superseded by 28-16112-17)	1	X	X	X	X	X	X	X
200	28-16126-1	. Lock Plate	1	X	X	X	X	X	X	X
210	28-16113-1	. Nut	3	X	X	X	X	X	X	X
220	28-16131-11	. Walking Beam	1	X	X	X	X	X	X	X
220	28-16131-1	. Walking Beam (Superseded by 28-16131-11)	1	X	X	X	X	X	X	X
230	28-16109-1	. Bolt (Used with 28-16108-2)	2	X	X	X	X	X	X	X
230▲	28-16109-11	. Bolt (Used with 28-16108-11)	2	X	X	X	X	X	X	X
240	28-16109-13	. Bushing (Used with 28-16108-11)	2	X	X	X	X	X	X	X
250	LHSSE-5	. Spherical Bearing	2	X	X	X	X	X	X	X
—◇	28-22350-1	Kit Installation	REF	X	X	X	X	X	X	X
260◇	NAS1101-3-10	. Screw	2	X	X	X	X	X	X	X
260◇	AN502-10-10	. Screw (Superseded by NAS1101-3-10)	2	X	X	X	X	X	X	X
270◇	NAS1149F0332P	. Washer	2	X	X	X	X	X	X	X
270◇	AN960-10L	. Washer (Alternate)	2	X	X	X	X	X	X	X
280◇	28-16043-13	. Interrupter Bracket	1	X	X	X	X	X	X	X
290◇	MS35649-282	. Nut	4	X	X	X	X	X	X	X
290◇	AN340-832	. Nut (Superseded by MS35649-282)	4	X	X	X	X	X	X	X
300◇	28-16043-15	. Interrupter Tab	4	X	X	X	X	X	X	X
310	NAS6604D31	. Bolt	2	X	X	X	X	X	X	X
310	AN4-23	. Bolt (Superseded by NAS6604D31)	2	X	X	X	X	X	X	X
320	ECD050-11	. 1/4 Washer	4	X	X	X	X	X	X	
—	28-16132-1	. Support Link Assembly	2	X	X	X	X	X	X	X
330	28-16132-4	. . Bearing	2	X	X	X	X	X	X	X
340	28-16132-3	. . Link Support	1	X	X	X	X	X	X	X
350	28-16133-1	. Bushing	2	X	X	X	X	X	X	X

ENSTROM F-28/280 SERIES ILLUSTRATED PARTS CATALOG

FIGURE 8-3A. UPPER SWASHPLATE ASSEMBLY & CONTROL ATTACHMENT

ITEM NUMBER	PART NUMBER	DESCRIPTION	QTY PER ASSY	MODELS AFFECTED						
				F-28A	280	F-28C	280C	F-28F	280F	280FX
360	MS17825-4	. Nut	2	X	X	X	X	X	X	
360	F12NE-4753-048	. Nut (Superseded by MS17825-4)	2	X	X	X	X	X	X	
370	MS24665-1013	. Cotter Pin	2	X	X	X	X	X	X	
370	AN381-2-7	. Cotter Pin (Superseded by MS24665-1013)	2	X	X	X	X	X	X	
380	28-16143-3	. Dog Leg Rod End	3	X	X	X	X	X	X	X
380	28-16143-1	. Dog Leg Rod End (Superseded by 28-16143-3)	3	X	X	X	X	X	X	X
390	ECD030-11	. . Bearing	3	X	X	X	X	X	X	X
400	AN320-8	. Nut	3	X	X	X	X	X	X	X
410	MS24665-302	. Cotter Pin	3	X	X	X	X	X	X	X
410	AN381-3-16	. Cotter Pin (Superseded by MS24665-302)	3	X	X	X	X	X	X	X
420♦*	28-16253-103	. Push-Pull Rod Assy.	3					X		X
420*	28-16253-101	. Push-Pull Rod Assy. (Replaced by 28-16253-103)	3	X	X	X	X	X	X	X
430	M81934/1-08C012	. . Bearing (Used with 28-16253-103)	3					X	X	X
430	MS21240-08C12	. . Bearing (Superseded by M81934/1-08C012)	3					X	X	X
440»	28-16336-11	. . Bushing (Used with 28-16253-103)	3					X	X	X
450	28-16253-8	. . Shrink Tube	1	X	X	X	X	X	X	X
450	28-16253-6	. . Shrink Tube (Superseded by 28-16253-8)	1	X	X	X	X	X	X	X
460*†	28-16253-105	. . Push-Pull Rod Assy.	1	X	X	X	X	X	X	
460*	28-16253-1	. . Push-Pull Rod Assy. (Replaced by 28-16253-105)	1	X	X	X	X	X	X	X
470	28-16201-1	. . Bushing	2	X	X	X	X	X	X	
480	28-16203-1	. . Spacer (Used with 28-16253-105)	3	X	X	X	X	X	X	X

ENSTROM F-28/280 SERIES ILLUSTRATED PARTS CATALOG

- ▼ Available as a remanufactured part (-R).
- ** Effectivity F-28F S/N 829 and subsequent and 280FX S/N 2134 and subsequent. Eligibility F-28F S/N 509 and subsequent and 280FX S/N 2001 and subsequent.
- ∞ Integrated into 28-16043-19.
- ▲ Replaces the 28-16109-1 bolt in production. 28-16109-11 may be used with bearing housing 28-16108-2 for service.
- ◇ Chadwick/Helmuth Tracking/Balance Kit optional equipment.
- ◆ Effectivity F-28F S/N 816 – subsequent and 280FX S/N 2100 – subsequent.
- * See SDB 0096, latest revision.
- † Service replacement only.
- » Depicted as Item Number 60 in Figure 8-4; shown for clarification.

ENSTROM F-28/280 SERIES ILLUSTRATED PARTS CATALOG

I

INTENTIONALLY LEFT BLANK

ENSTROM F-28/280 SERIES ILLUSTRATED PARTS CATALOG

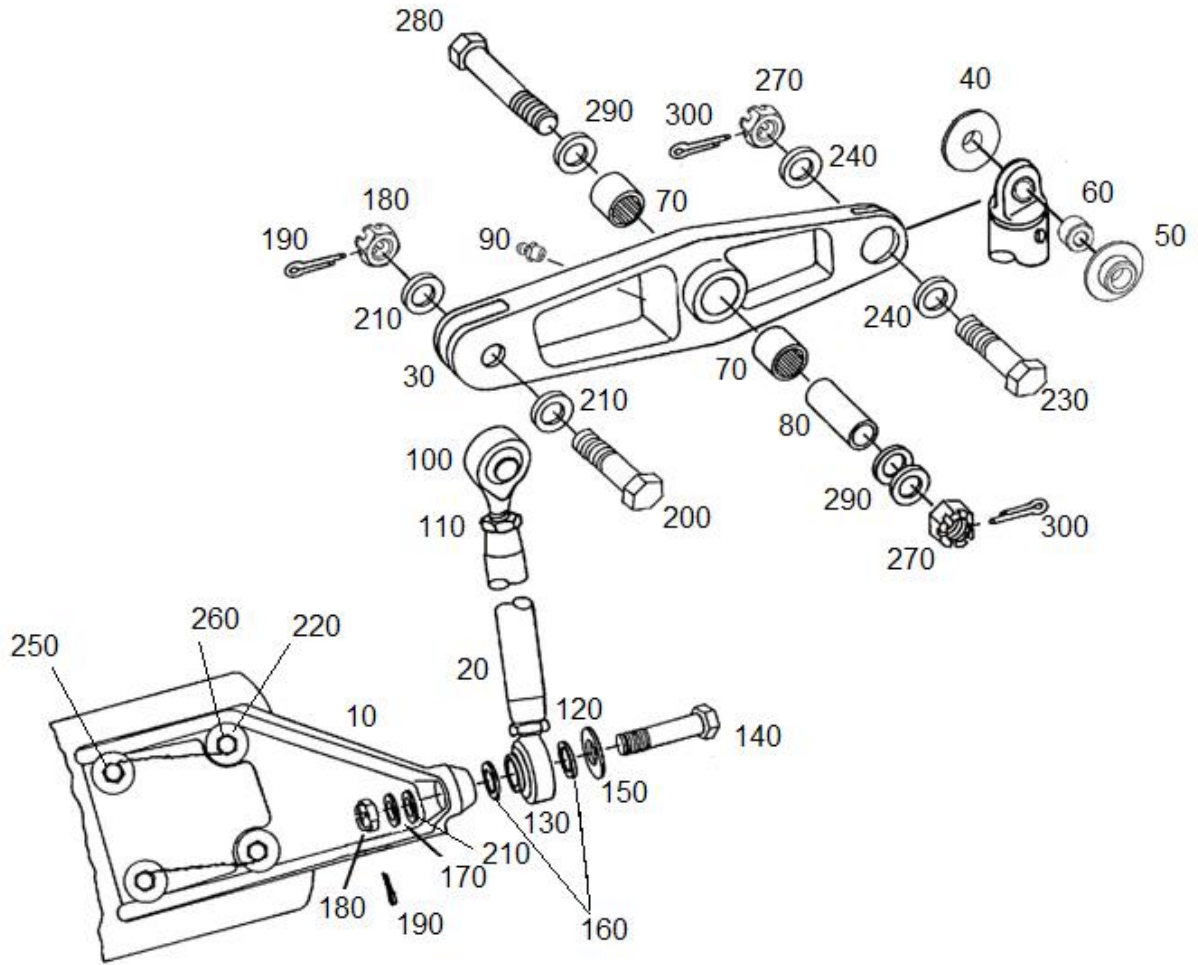


FIGURE 8-4. MAIN ROTOR PITCH CHANGE CONTROLS

ENSTROM F-28/280 SERIES ILLUSTRATED PARTS CATALOG

FIGURE 8-4. MAIN ROTOR PITCH CHANGE CONTROLS

ITEM NUMBER	PART NUMBER	DESCRIPTION	QTY PER ASSY	MODELS AFFECTED						
				F-28A	280	F-28C	280C	F-28F	280F	280FX
- ▼	28-16101-105	Main Rotor Rotating Controls - Installation	REF	X	X	X	X	X	X	X
10	28-14278-1	. . Pitch Arm	3	X	X	X	X	X	X	X
20	28-16206-11	. Barrel	3	X	X	X	X	X	X	X
30	28-14207-101	. Walking Beam Assembly	3	X	X	X	X	X	X	X
30	28-14207-7	. Walking Beam Assembly (Obsolete)	3					X	X	X
30	28-14207-1	. Walking Beam Assembly (Obsolete)	3	X	X	X	X	X	X	X
40	28-14250-1	. . Bushing (Flange) (Used with 28-14207-7 & 28-14207-101)	1					X	X	X
50	28-14250-3	. . Bushing (Flange) (Used with 28-14207-7 & 28-14207-101)	1					X	X	X
60	28-16336-11	. Bushing (Used with 28-14207-7 & 28-14207-101))	1					X	X	X
60	28-16203-1	. Spacer, (Used with 28-14207-7)	1	X	X	X	X	X	X	X
70	GB-910	. . Bearing	2	X	X	X	X	X	X	X
80	28-14262-1	. Race	3	X	X	X	X	X	X	X
90	1641-B	. . Lube Fitting	1	X	X	X	X	X	X	X
100	01-691-05	. Rod End	3	X	X	X	X	X	X	X
110	AN316-5R	. Nut	3	X	X	X	X	X	X	X
120	AN316-5L	. Nut	3	X	X	X	X	X	X	X
130	11-691-05	. Rod End	3	X	X	X	X	X	X	X
140	NAS6605D21	. Bolt	3	X	X	X	X	X	X	X
140	AN5-16	. Bolt (Superseded by NAS6605D21)	3	X	X	X	X	X	X	X
150	ECD050-19	. 5/16 Washer	3	X	X	X	X	X	X	X
150	5/16 HARPER	. Flat Washer (Superseded by ECD050-19)	3	X	X	X	X	X	X	X
160	28-14259-3	. Washer	6	X	X	X	X	X	X	X
170	NAS1149F0563P	. Washer	3	X	X	X	X	X	X	X

ENSTROM F-28/280 SERIES ILLUSTRATED PARTS CATALOG

FIGURE 8-4. MAIN ROTOR PITCH CHANGE CONTROLS

ITEM NUMBER	PART NUMBER	DESCRIPTION	QTY PER ASSY	MODELS AFFECTED						
				F-28A	280	F-28C	280C	F-28F	280F	280FX
170	AN960-516	. Washer (Alternate)	3	X	X	X	X	X	X	X
180	MS17825-5	. Nut	6	X	X	X	X	X	X	X
180	F12NE-4753-054	. Nut (Superseded by MS17825-5)	6	X	X	X	X	X	X	X
190	MS24665-151	. Cotter Pin	6	X	X	X	X	X	X	X
190	AN381-2-8	. Cotter Pin (Superseded by MS24665-151)	6	X	X	X	X	X	X	X
200	NAS6605D11	. Bolt	3	X	X	X	X	X	X	X
200	AN5-11	. Bolt (Superseded by NAS6605D11)	3	X	X	X	X	X	X	X
210	NAS1149F0532P	. Washer	9	X	X	X	X	X	X	X
210	AN960-516L	. Washer (Alternate)	9	X	X	X	X	X	X	X
220	AN960D516	. . Washer	12	X	X	X	X	X	X	X
220	NAS1149D0563H	. . Washer (Alternate)	12	X	X	X	X	X	X	X
230	NAS6604D11	. Bolt	3	X	X	X	X	X	X	X
230	AN4-11	. Bolt (Superseded by NAS6604D11)	3	X	X	X	X	X	X	X
240	NAS1149F0432P	. . Washer	6	X	X	X	X	X	X	X
240	AN960-416L	. . Washer (Alternate)	6	X	X	X	X	X	X	X
250	MS20073-05-A6	. . Bolt	6	X	X	X	X	X	X	X
250	AN75A6	. . Bolt (Superseded by MS20073-05-A6)	6	X	X	X	X	X	X	X
260	MS20073-05-A12	. . Bolt	6	X	X	X	X	X	X	X
260	AN75A12	. . Bolt (Superseded by MS20073-05-A12)	6	X	X	X	X	X	X	X
270	MS17825-4	. Nut	6	X	X	X	X	X	X	X
270	F12NE-4753-048	. Nut (Superseded by MS17825-4)	6	X	X	X	X	X	X	X
280	AN174-21	. Bolt	3	X	X	X	X	X	X	X
290	NAS1149F0463P	. Washer	9	X	X	X	X	X	X	X

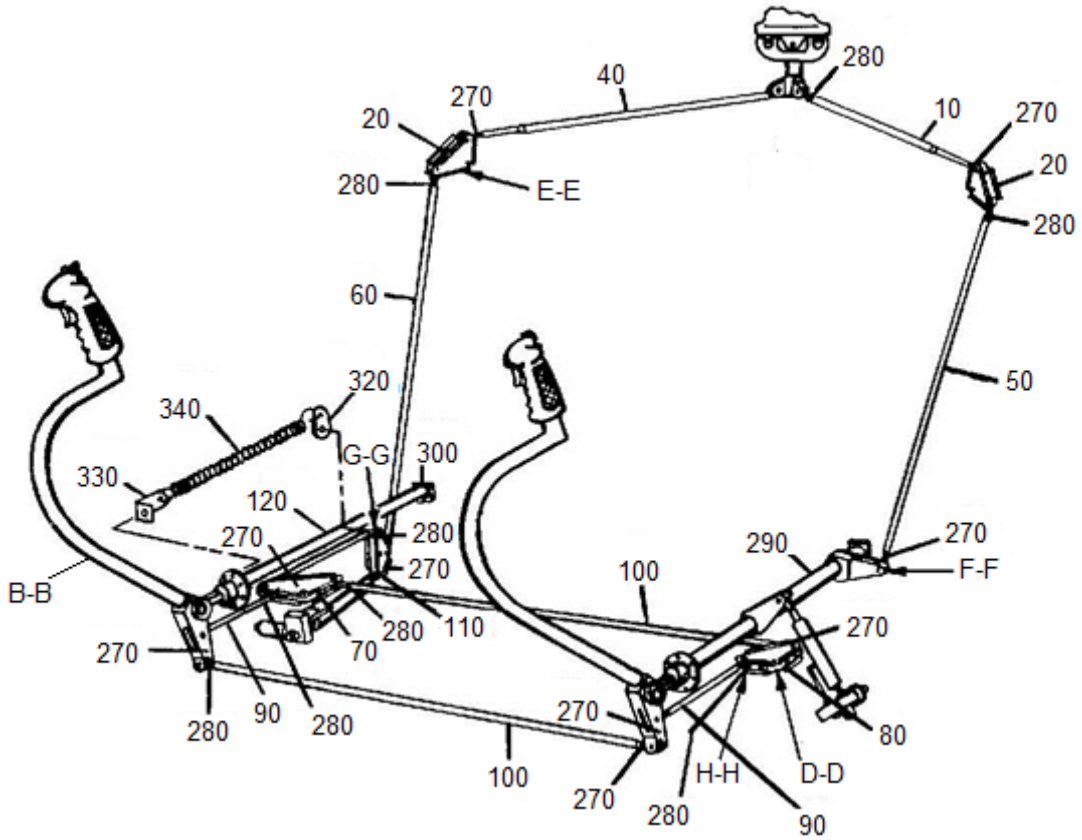
ENSTROM F-28/280 SERIES ILLUSTRATED PARTS CATALOG

FIGURE 8-4. MAIN ROTOR PITCH CHANGE CONTROLS

ITEM NUMBER	PART NUMBER	DESCRIPTION	QTY PER ASSY	MODELS AFFECTED						
				F-28A	280	F-28C	280C	F-28F	280F	280FX
290	AN960-416	. Washer (Alternate)	9	X	X	X	X	X	X	X
300	MS24665-1013	. Cotter Pin	6	X	X	X	X	X	X	X
300	AN381-2-7	. Cotter Pin (Superseded by MS24665-1013)	6	X	X	X	X	X	X	X

▼ Available as a remanufactured part (-R).

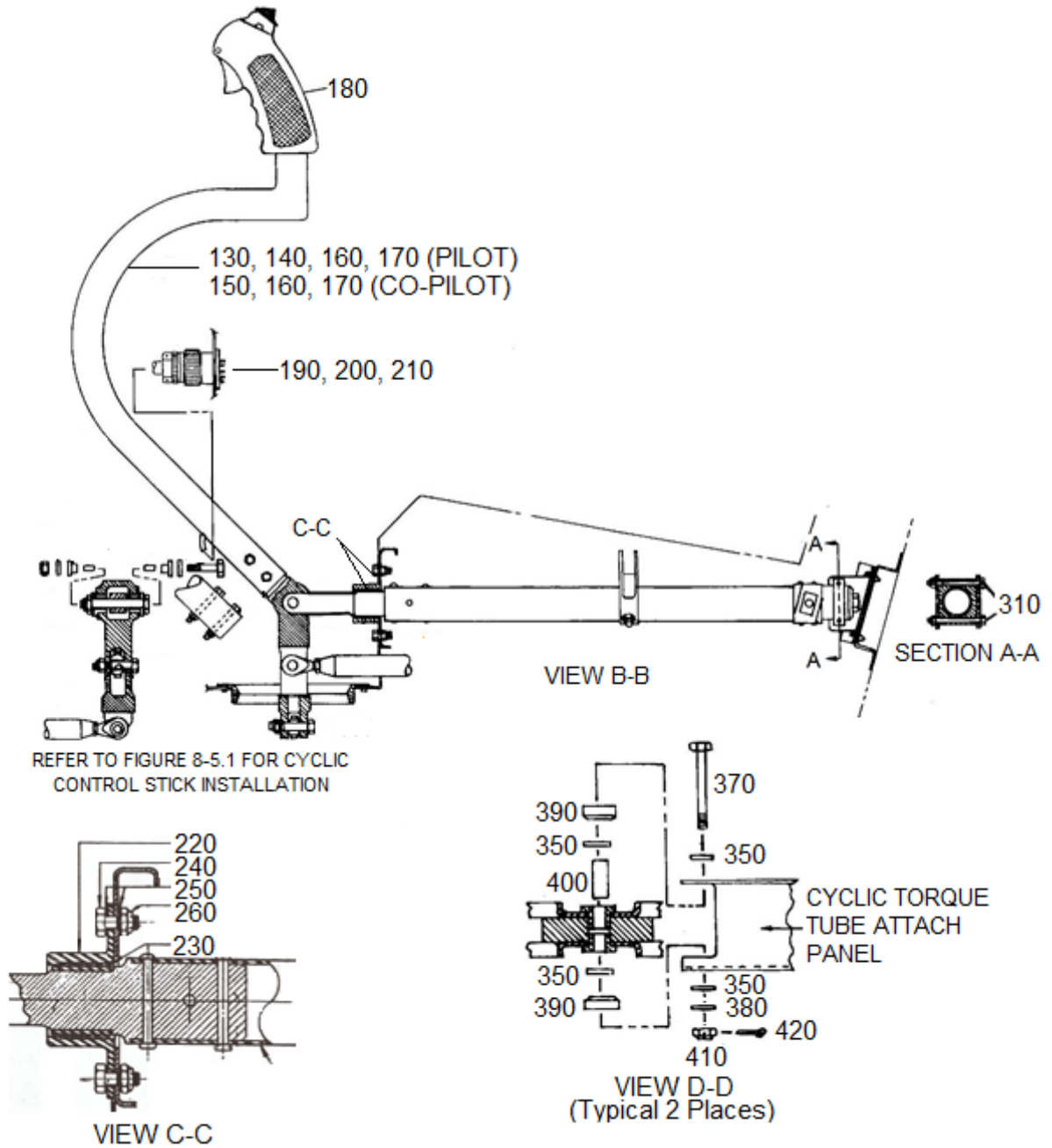
ENSTROM F-28/280 SERIES ILLUSTRATED PARTS CATALOG



Sheet 1 of 3

FIGURE 8-5. CYCLIC CONTROL ASSEMBLY

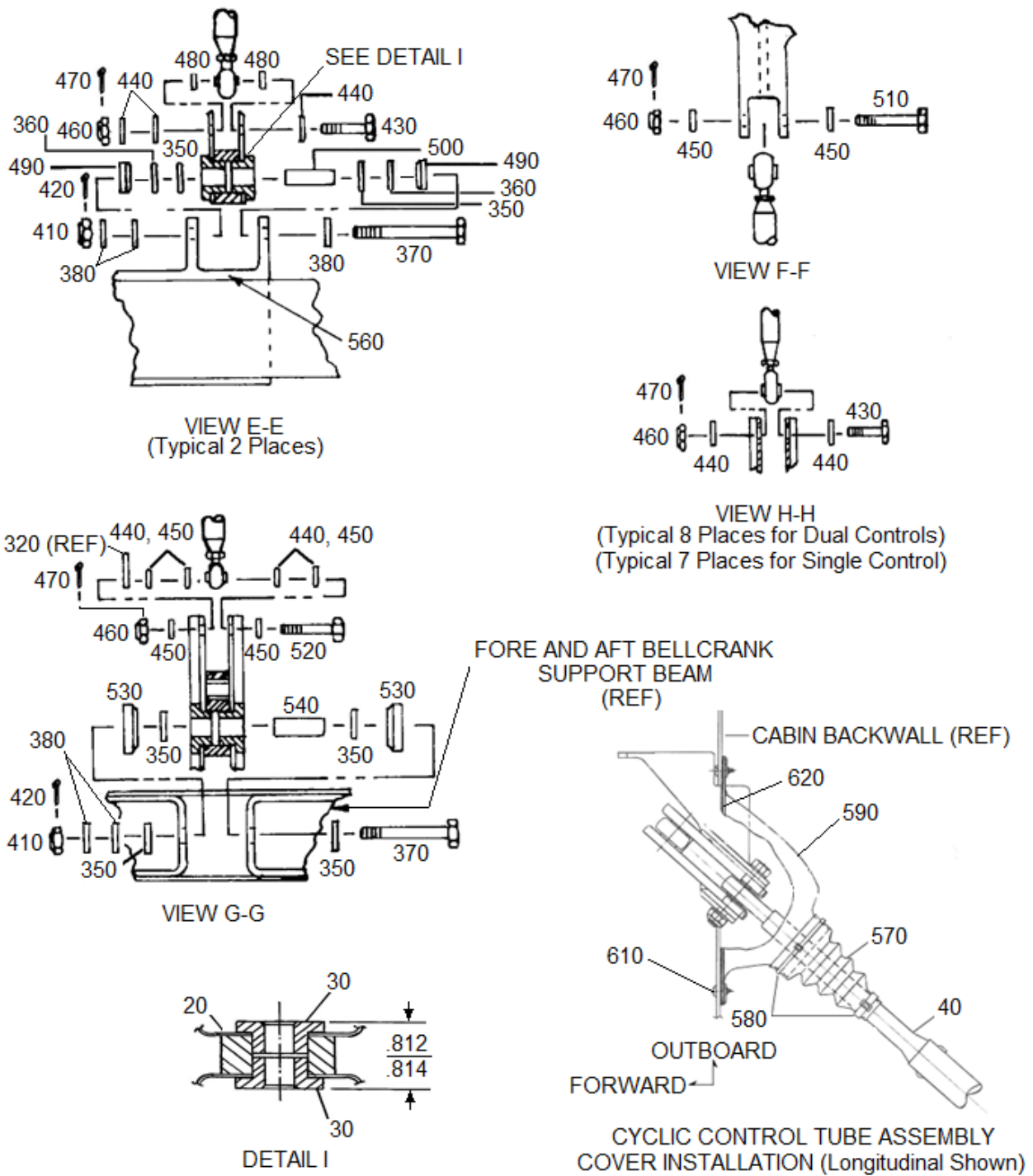
ENSTROM F-28/280 SERIES ILLUSTRATED PARTS CATALOG



Sheet 2 of 3

FIGURE 8-5. CYCLIC CONTROL ASSEMBLY

ENSTROM F-28/280 SERIES ILLUSTRATED PARTS CATALOG



Sheet 3 of 3

FIGURE 8-5. CYCLIC CONTROL ASSEMBLY

ENSTROM F-28/280 SERIES ILLUSTRATED PARTS CATALOG

FIGURE 8-5. CYCLIC CONTROL ASSEMBLY

ITEM NUMBER	PART NUMBER	DESCRIPTION	QTY PER ASSY	MODELS AFFECTED						
				F-28A	280	F-28C	280C	F-28F	280F	280FX
→†	28-16024	Cyclic Control System Stick Installation	REF	X	X	X	X	X	X	X
10	28-16197-1	. Push-Pull Rod Assembly	1	X	X	X	X	X	X	X
20**	28-16218-1	. Bellcrank Assembly	2	X	X	X	X	X	X	X
30**	28-16156-1	. . Bearing	2	X	X	X	X	X	X	X
40	28-16198-1	. Push-Pull Rod Assembly	1	X	X	X	X	X	X	X
50	28-16190-1	. Push-Pull Rod Assembly	1	X	X	X	X	X	X	X
60	28-16191-1	. Push-Pull Rod Assembly	1	X	X	X	X	X	X	X
70	28-16158-1	. Bellcrank Assembly	1	X	X	X	X	X	X	X
80	28-16159-1	. Bellcrank Assembly	1	X	X	X	X	X	X	X
90♦	28-16155-5	. Push-Pull Rod	2	X	X	X	X	X	X	X
100♦	28-16192-1	. Push-Pull Rod Assembly	2	X	X	X	X	X	X	X
110	28-16160-7	. Bellcrank Assembly	1	X	X	X	X	X	X	X
110	28-16160-1	. Bellcrank Assembly (Superseded by 28-16160-7)	1	X	X	X	X			
120	28-16155-4	. Push-Pull Rod	1	X	X	X	X	X	X	X
130	28-19021-2	. Cyclic Stick Assembly (Pilot, Chrome, Long) (Superseded by 28-19021-15)	1	X	X	X	X	X	X	X
-130A	28-19021-15	. Cyclic Stick Assembly (Pilot, Chrome, Long)	1	X	X	X	X	X	X	X
-130B◇	28-19021-13	. Cyclic Stick Assembly (Pilot, Chrome, Long)	1	X	X	X	X	X	X	X
-130C	28-19021-19	. Cyclic Stick Assembly (Pilot, Chrome, Long)	1	X	X	X	X	X	X	X
-130D	28-19021-23	. Cyclic Stick Assembly (Pilot, Chrome, Long)	1	X	X	X	X	X	X	X
-130E	28-19021-25	. Cyclic Stick Assembly (Pilot, Chrome, Long)	1	X	X	X	X	X	X	X
-130F▲◇	28-19021-35	. Cyclic Stick Assembly (Pilot, Flat Black, Long)	1	X	X	X	X	X	X	X
-130G▲	28-19021-37	. Cyclic Stick Assembly (Pilot, Flat Black, Long)	1	X	X	X	X	X	X	X
140»	28-19021-31	. Cyclic Stick Assembly (Pilot, Chrome, Short)	1	X	X	X	X	X	X	X

ENSTROM F-28/280 SERIES ILLUSTRATED PARTS CATALOG

FIGURE 8-5. CYCLIC CONTROL ASSEMBLY

ITEM NUMBER	PART NUMBER	DESCRIPTION	QTY PER ASSY	MODELS AFFECTED						
				F-28A	280	F-28C	280C	F-28F	280F	280FX
-140A▲	28-19021-41	. Cyclic Stick Assembly (Pilot, Flat Black, Short)	1	X	X	X	X	X	X	X
150◆	28-19021-3	. Cyclic Stick Assembly (Co-Pilot, Chrome, Long) (Superseded by 28-19021-17)	2	X	X	X	X	X	X	X
-150A◆	28-19021-17	. Cyclic Stick Assembly (Co-Pilot, Chrome, Long)	2	X	X	X	X	X	X	X
-150B	28-19021-21	. Cyclic Stick Assembly (Co-Pilot, Chrome, Long)	1	X	X	X	X	X	X	X
-150C	28-19021-27	. Cyclic Stick Assembly (Co-Pilot, Chrome, Long)	1	X	X	X	X	X	X	X
160∞	28-19021-29	. Cyclic Stick Assembly (Chrome, Long)	1	X	X	X	X	X	X	X
-160A∞	28-19021-39	. Cyclic Stick Assembly (Flat Black, Long)	1	X	X	X	X	X	X	X
170∞	28-19021-33	. Cyclic Stick Assembly (Chrome, Short)	1	X	X	X	X	X	X	X
-170A∞	28-19021-43	. Cyclic Stick Assembly (Flat Black, Short)	1	X	X	X	X	X	X	X
180◆	G-38517-B-7-A	. . Grip	2	X	X	X	X	X	X	
-180A	28-16026-1	. . Cyclic Stick Grip Assembly (Used with Items 130 and -130A)	1	X	X	X	X	X	X	X
-180B	28-16026-3	. . Cyclic Stick Grip Assembly (Used with Items -130B and -130F)	1	X	X	X	X	X	X	X
-180C	28-16026-5	. . Cyclic Stick Grip Assembly (Used with Item -130C)	1	X	X	X	X	X	X	X
-180D	28-16026-7	. . Cyclic Stick Grip Assembly (Used with Item -130D)	1	X	X	X	X	X	X	X
-180E	28-16026-9	. . Cyclic Stick Grip Assembly (Used with Items -130E, 140, and -140A)	1	X	X	X	X	X	X	X
-180F	A-218-938517-00	. . Grip Type B-7-A (Used with Items 150 and -150A)	2	X	X	X	X	X	X	X
-180G	702-5123	. . Grip (Used with Item -150B)	1			X	X	X		X
-180H	702-5130	. . Grip (Used with Item -150C)	1			X	X	X		X

ENSTROM F-28/280 SERIES ILLUSTRATED PARTS CATALOG

FIGURE 8-5. CYCLIC CONTROL ASSEMBLY

ITEM NUMBER	PART NUMBER	DESCRIPTION	QTY PER ASSY	MODELS AFFECTED						
				F-28A	280	F-28C	280C	F-28F	280F	280FX
-180I	G2-0032	. . Grip (Used with Items 160, -160A, 170, and -170A)	1					X		X
-	28-16136-1	. . Cyclic Stick (Chrome, Long) (Used in 28-19021-13, -25, and -29)	1	X	X	X	X	X	X	X
-	28-16136-5	. . Cyclic Stick (Chrome, Short) (Used in 28-19021-31 and -33)	1	X	X	X	X	X	X	X
-	28-16136-101	. . Cyclic Stick (Flat Black, Long) (Used in 28-19021-35, -37, and -39)	1	X	X	X	X	X	X	X
-	28-16136-103	. . Cyclic Stick (Flat Black, Short) (Used in 28-19021-41 and -43)	1	X	X	X	X	X	X	X
190◆	206036-1	. . Receptacle	2	X	X	X	X	X	X	X
190◆	67-02-E-18-64S	. . Cannon Plug (Superseded by 206036-1)	2	X	X	X	X	X	X	X
200◆	206037-1	. . Plug	2	X	X	X	X	X	X	X
200◆	67-06-C-18-64P	. . Cannon Plug (Superseded by 206037-1)	2	X	X	X	X	X	X	X
200A◆	206044-1	. . Plug (Used with 28-19021-13 and -35)	2	X	X	X	X	X	X	X
210◆	206070-1	. . Clamp	2	X	X	X	X	X	X	X
210A◆	206322-1	. . Clamp (Used with 28-19021-13 and -35)	2	X	X	X	X	X	X	X
220◆	28-16145-1	. Bearing Housing Assembly	2	X	X	X	X	X	X	X
230◆	16DU12	. Bearing	2	X	X	X	X	X	X	X
240◆	NAS6603-1	. Bolt	12	X	X	X	X	X	X	X
240◆	AN3-3A	. Bolt (Superseded by NAS6603-1)	12	X	X	X	X	X	X	X
250◆	NAS1149F0332P	. Washer	36	X	X	X	X	X	X	X
250◆	AN960-10L	. Washer (Alternate)	36	X	X	X	X	X	X	X
260◆	MS20364-1032	. Nut	18	X	X	X	X	X	X	X
260◆	AN364-1032	. Nut (Alternate)	18	X	X	X	X	X	X	X
270◆	HMLVV-5M	. Rod End	9	X	X	X	X	X	X	X
-◆	AN316-5L	. Check Nut	9	X	X	X	X	X	X	X
280◆	HMVV-5M	. Rod End	8	X	X	X	X	X	X	X

ENSTROM F-28/280 SERIES ILLUSTRATED PARTS CATALOG

FIGURE 8-5. CYCLIC CONTROL ASSEMBLY

ITEM NUMBER	PART NUMBER	DESCRIPTION	QTY PER ASSY	MODELS AFFECTED						
				F-28A	280	F-28C	280C	F-28F	280F	280FX
→	AN316-5	. Check Nut	8	X	X	X	X	X	X	X
290	28-16205-5	. Cyclic Torque Tube Assembly	1	X	X	X	X	X	X	X
290	28-16205-1	. Cyclic Torque Tube Assembly (Superseded by 28-16205-5)	1	X	X	X	X	X	X	X
300◆	28-16220-5	. Cyclic Torque Tube Assembly	1	X	X	X	X	X	X	X
300◆	28-16220-1	. Cyclic Torque Tube Assembly (Obsolete)	1	X	X	X	X	X	X	X
310◆	NAS6603-24	. Bolt	4	X	X	X	X	X	X	X
310◆	AN3-17A	. Bolt (Superseded by NAS6603-24)	4	X	X	X	X	X	X	X
320	28-16290-2	. Attach Bracket (Aft)	1	X	X	X	X	X	X	X
330	28-16284-1	. Attach Bracket (Fore)	1	X	X	X	X	X	X	X
340	28-16283-4	. Spring	1	X	X	X	X	X	X	X
350	ECD050-11	. 1/4 Washer	16	X	X	X	X	X	X	X
350	1/4 Harper	. Washer (Superseded by ECD050-11)	16	X	X	X	X	X	X	X
360	28-16217-11	. Shim	A/R	X	X	X	X	X	X	X
-360A	28-16217-13	. Shim	A/R	X	X	X	X	X	X	X
-360B	28-16217-15	. Shim	A/R	X	X	X	X	X	X	X
-360C	28-16217-17	. Shim	A/R	X	X	X	X	X	X	X
-360D	28-16217-19	. Shim	A/R	X	X	X	X	X	X	X
-360E	28-16217-21	. Shim	A/R	X	X	X	X	X	X	X
-360F	28-16217-23	. Shim	A/R	X	X	X	X	X	X	X
370	NAS6604D23	. Bolt	5	X	X	X	X	X	X	X
370	AN4-17	. Bolt (Superseded by NAS6604D23)	5	X	X	X	X	X	X	X
380	NAS1149F0463P	. Washer	10	X	X	X	X	X	X	X
380	AN960-416	. Washer (Alternate)	10	X	X	X	X	X	X	X
390	28-16211-1	. Spacer	4	X	X	X	X	X	X	X
400	28-16157-3	. Spacer	2	X	X	X	X	X	X	X
410	MS17825-4	. Nut	5	X	X	X	X	X	X	X

ENSTROM F-28/280 SERIES ILLUSTRATED PARTS CATALOG

FIGURE 8-5. CYCLIC CONTROL ASSEMBLY

ITEM NUMBER	PART NUMBER	DESCRIPTION	QTY PER ASSY	MODELS AFFECTED						
				F-28A	280	F-28C	280C	F-28F	280F	280FX
410	F12NE-4753-048	. Nut (Superseded by MS17825-4)	5	X	X	X	X	X	X	X
420	MS24665-151	. Cotter Pin	5	X	X	X	X	X	X	X
420	AN381-2-8	. Pin (Superseded by MS24665-151)	5	X	X	X	X	X	X	X
430	NAS6605D9	. Bolt	10	X	X	X	X	X	X	X
430	AN5-10	. Bolt (Superseded by NAS6605D9)	10	X	X	X	X	X	X	X
440	NAS1149F0563P	. Washer	25	X	X	X	X	X	X	X
440	AN960-516	. Washer (Alternate)	25	X	X	X	X	X	X	X
450	NAS1149F0532P	. Washer	A/R	X	X	X	X	X	X	X
450	AN960-516L	. Washer (Alternate)	A/R	X	X	X	X	X	X	X
460	MS17825-5	. Nut	12	X	X	X	X	X	X	X
460	F12NE-4753-054	. Nut (Superseded by MS17825-5)	12	X	X	X	X	X	X	X
470	MS24665-152	. Cotter Pin	12	X	X	X	X	X	X	X
470	AN381-2-10	. Pin (Superseded by MS24665-152)	12	X	X	X	X	X	X	X
480	28-14259-3	. Spacer	4	X	X	X	X	X	X	X
490	28-16209-1	. Spacer	A/R	X	X	X	X	X	X	X
-490A	28-16209-11	. Spacer	A/R	X	X	X	X	X	X	X
500	28-16157-4	. Spacer	2	X	X	X	X	X	X	X
510	NAS6605D13	. Bolt	1	X	X	X	X	X	X	X
510	AN5-12	. Bolt (Superseded by NAS6605D13)	1	X	X	X	X	X	X	X
520	NAS6605D11	. Bolt	1	X	X	X	X	X	X	X
520	AN5-11	. Bolt (Superseded by NAS6605D11)	1	X	X	X	X	X	X	X
530	28-16210-3	. Spacer	2	X	X	X	X	X	X	X
540	28-16202-1	. Spacer	1	X	X	X	X	X	X	X
-550	28-11307-902	. Cabin Mount (Left Side)	1	X	X	X	X	X	X	X
560	28-11307-901	. Cabin Mount (Right Side)	1	X	X	X	X	X	X	X
-	28-12719	Push-Pull Rod Cover Installation	REF	X	X	X	X	X	X	X

ENSTROM F-28/280 SERIES ILLUSTRATED PARTS CATALOG

FIGURE 8-5. CYCLIC CONTROL ASSEMBLY

ITEM NUMBER	PART NUMBER	DESCRIPTION	QTY PER ASSY	MODELS AFFECTED						
				F-28A	280	F-28C	280C	F-28F	280F	280FX
570	LDF-6-228	. Boot	2	X	X	X	X	X	X	X
580	SST25-MP	. Cable Tie	4	X	X	X	X	X	X	X
590	28-12719-11	. Cover (R.H.)	1	X	X	X	X	X	X	X
-600	28-12719-12	. Cover (L.H.)	1	X	X	X	X	X	X	X
610	6RX1/2	. Screw	8	X	X	X	X	X	X	X
620	4508-75	. 1/8" Foam Tape	A/R	X	X	X	X	X	X	X

◇ Cargo hook option.

** If new 28-16156-1 bearings are installed in 28-16218-1 bellcrank; machine bearings per dimension specified (Figure 8-5, Sheet 3).

† See also Figure 8-5.1. for additional installation detail.

◆ Quantities listed represent cyclic system dual control installation where applicable.

▲ Effectivity F-28F S/N 831 and subsequent; 280FX S/N 2141 and subsequent.

» Effectivity F-28F S/N 817 and subsequent; 280FX S/N 2108 and subsequent.

∞ Effectivity F-28F S/N 833 and subsequent; 280FX S/N 2167 and subsequent.

ENSTROM F-28/280 SERIES ILLUSTRATED PARTS CATALOG

I

INTENTIONALLY LEFT BLANK

ENSTROM F-28/280 SERIES ILLUSTRATED PARTS CATALOG

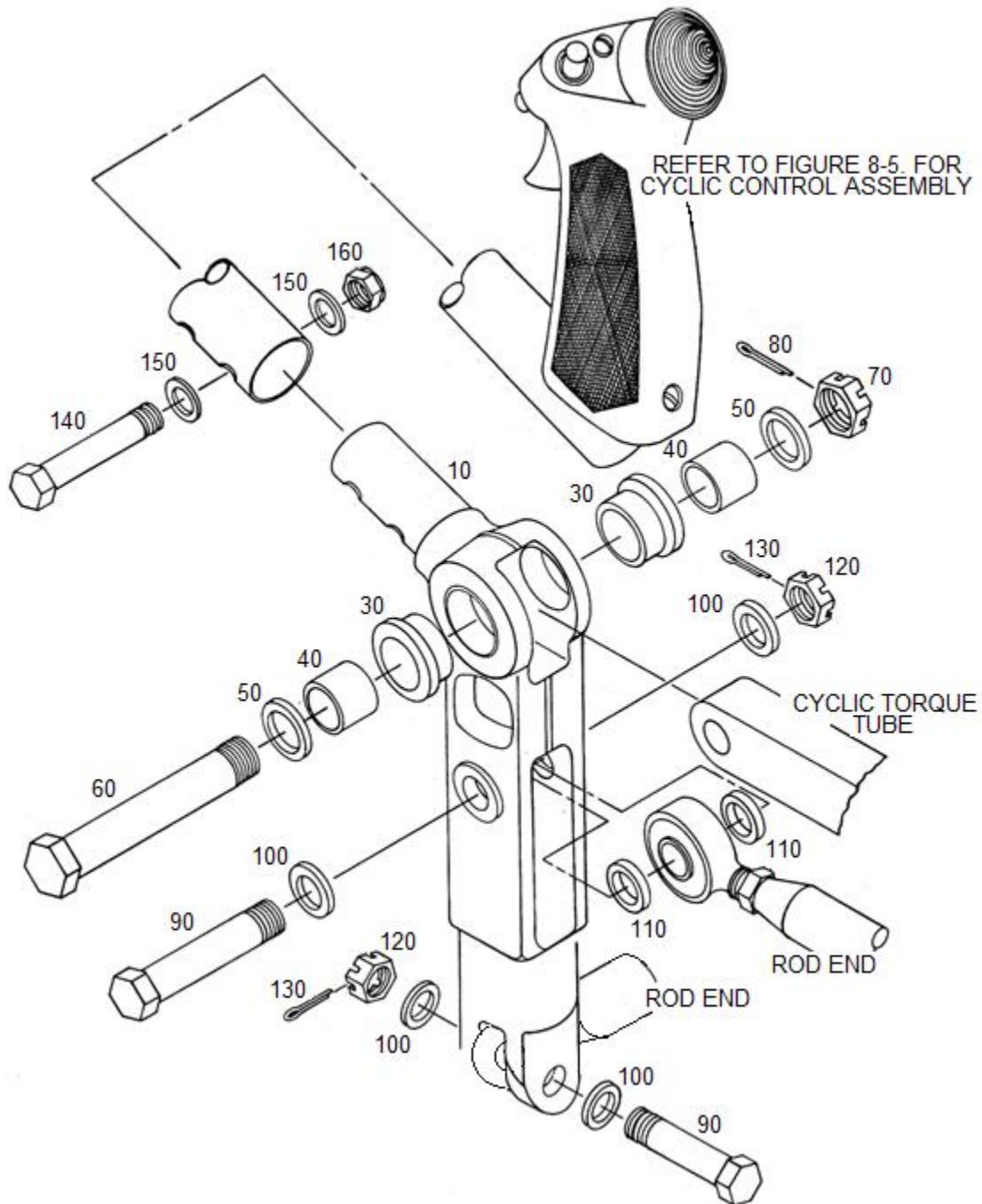


FIGURE 8-5A. CYCLIC CONTROL STICK INSTALLATION

ENSTROM F-28/280 SERIES ILLUSTRATED PARTS CATALOG

FIGURE 8-5A. CYCLIC CONTROL STICK INSTALLATION

ITEM NUMBER	PART NUMBER	DESCRIPTION	QTY PER ASSY	MODELS AFFECTED						
				F-28A	280	F-28C	280C	F-28F	280F	280FX
-	28-16024-911	Cyclic Stick Fitting (Replaces 28-16183-901)	REF	X	X	X	X	X	X	X
-	28-16024-912	Cyclic Stick Fitting (Alternate to 28-16024-911)	REF	X	X	X	X	X	X	X
10	28-16183-1	. Cyclic Stick Fitting	2	X	X	X	X	X	X	X
10	28-16183-901	. Cyclic Stick Fitting (Obsolete)	2	X	X	X	X	X	X	X
-20	28-16390-11	. Cyclic Stick Fitting (Used with 28-16024-912) (Alternate to 28-16183-1)	2	X	X	X	X	X	X	X
30	28-16150-1	. Flanged Bearing	4	X	X	X	X	X	X	X
40	28-16148-3	. Spacer	4	X	X	X	X	X	X	X
40	28-16148-1	. Spacer (Superseded by 28-16148-3)	4	X	X	X	X	X	X	X
50	28-16056-1	. Washer	4	X	X	X	X	X	X	X
60	NAS6606D25	. Bolt	2	X	X	X	X	X	X	X
60	AN6-22	. Bolt (Superseded by NAS6606D25)	2	X	X	X	X	X	X	X
70	MS17825-6	. Nut	2	X	X	X	X	X	X	X
70	F12NE-4753-064	. Nut (Superseded by MS17825-6)	2	X	X	X	X	X	X	X
80	MS24665-300	. Cotter Pin	2	X	X	X	X	X	X	X
80	AN381-3-12	. Pin (Superseded by MS24665-300)	2	X	X	X	X	X	X	X
90	NAS6605D15	. Bolt	4	X	X	X	X	X	X	X
90	AN5-13	. Bolt (Superseded by NAS6605D15)	4	X	X	X	X	X	X	X
100	NAS1149F0532P	. Washer	8	X	X	X	X	X	X	X
100	AN960-516L	. Washer (Alternate)	8	X	X	X	X	X	X	X
110	28-16057-1	. Spacer	4	X	X	X	X	X	X	X
120	MS17825-5	. Nut	4	X	X	X	X	X	X	X
120	F12NE-4753-054	. Nut (Superseded by MS17825-5)	4	X	X	X	X	X	X	X
130	MS24665-151	. Cotter Pin	4	X	X	X	X	X	X	X
130	AN381-2-8	. Pin (Superseded by MS24665-151)	4	X	X	X	X	X	X	X

ENSTROM F-28/280 SERIES ILLUSTRATED PARTS CATALOG

FIGURE 8-5A. CYCLIC CONTROL STICK INSTALLATION

ITEM NUMBER	PART NUMBER	DESCRIPTION	QTY PER ASSY	MODELS AFFECTED						
				F-28A	280	F-28C	280C	F-28F	280F	280FX
140	NAS6603-18	. Bolt	4	X	X	X	X	X	X	X
140	AN3-14A	. Bolt (Superseded by NAS6603-18)	4	X	X	X	X	X	X	X
150	NAS1149F0332P	. Washer	8	X	X	X	X	X	X	X
150	AN960-10L	. Washer (Alternate)	8	X	X	X	X	X	X	X
160	MS20364-1032	. Nut	4	X	X	X	X	X	X	X
160	AN364-1032	. Nut (Alternate)	4	X	X	X	X	X	X	X

ENSTROM F-28/280 SERIES ILLUSTRATED PARTS CATALOG

I

INTENTIONALLY LEFT BLANK

ENSTROM F-28/280 SERIES ILLUSTRATED PARTS CATALOG

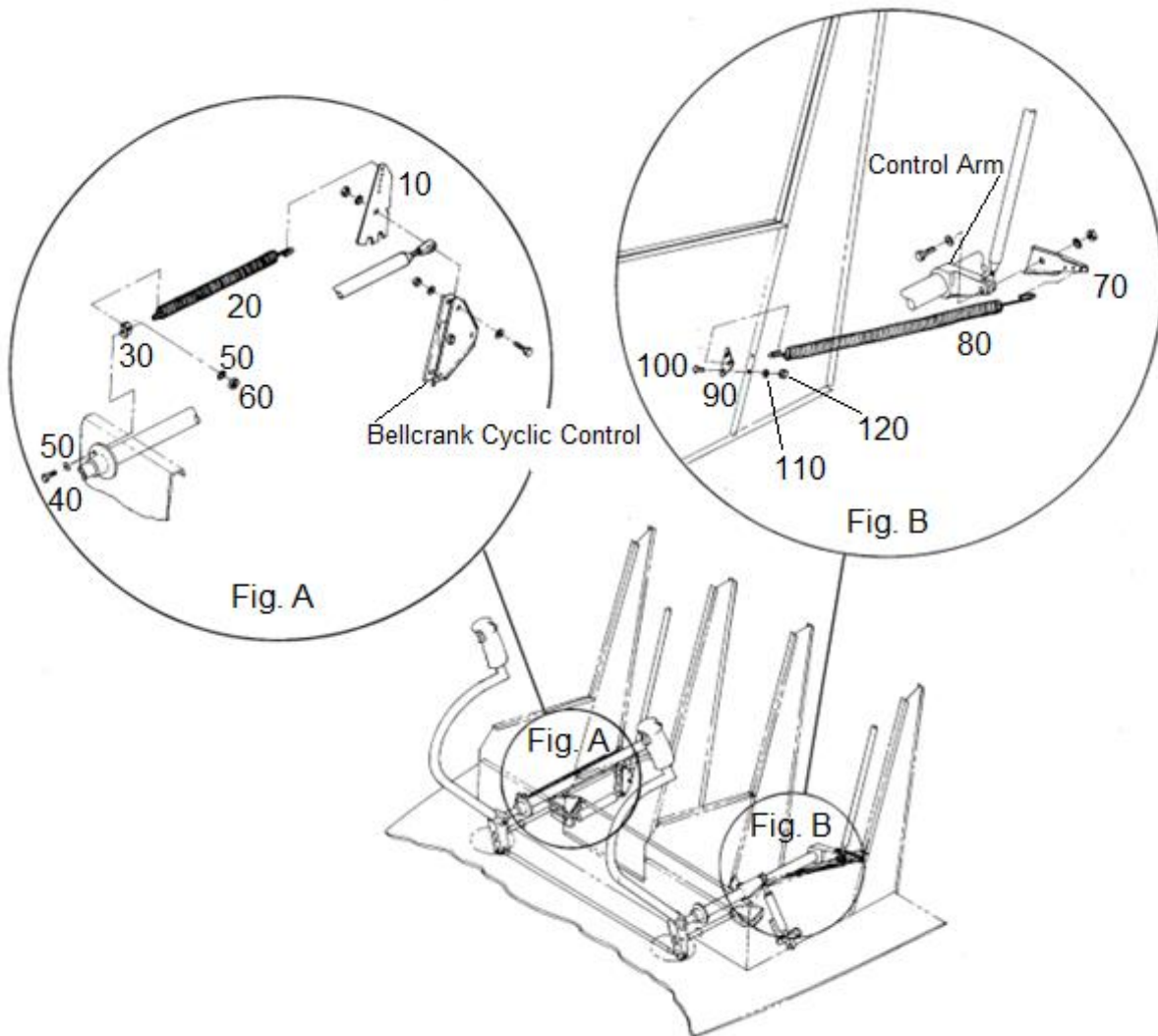


FIGURE 8-6. TRIM SPRING MECHANICAL INSTALLATION

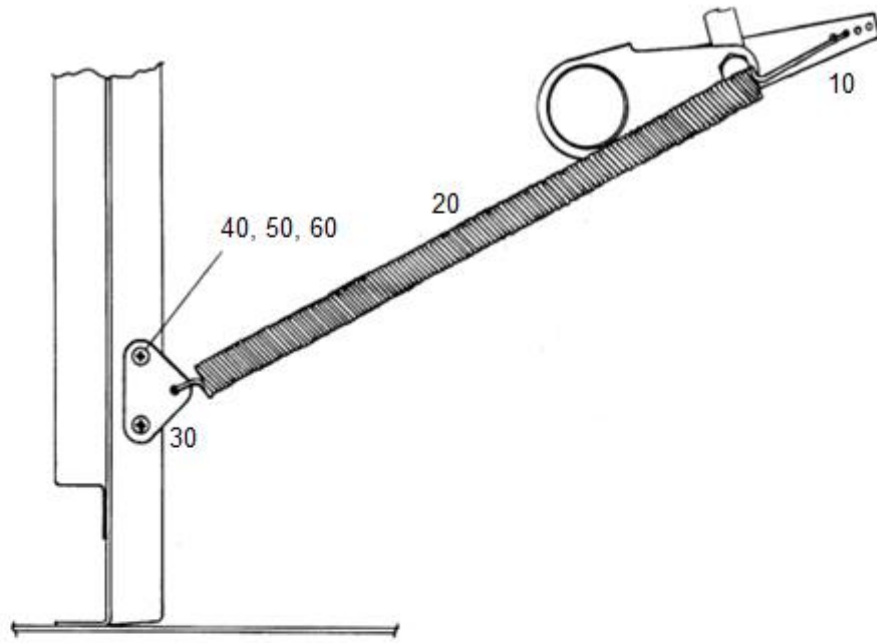
ENSTROM F-28/280 SERIES ILLUSTRATED PARTS CATALOG

FIGURE 8-6. TRIM SPRING MECHANICAL INSTALLATION

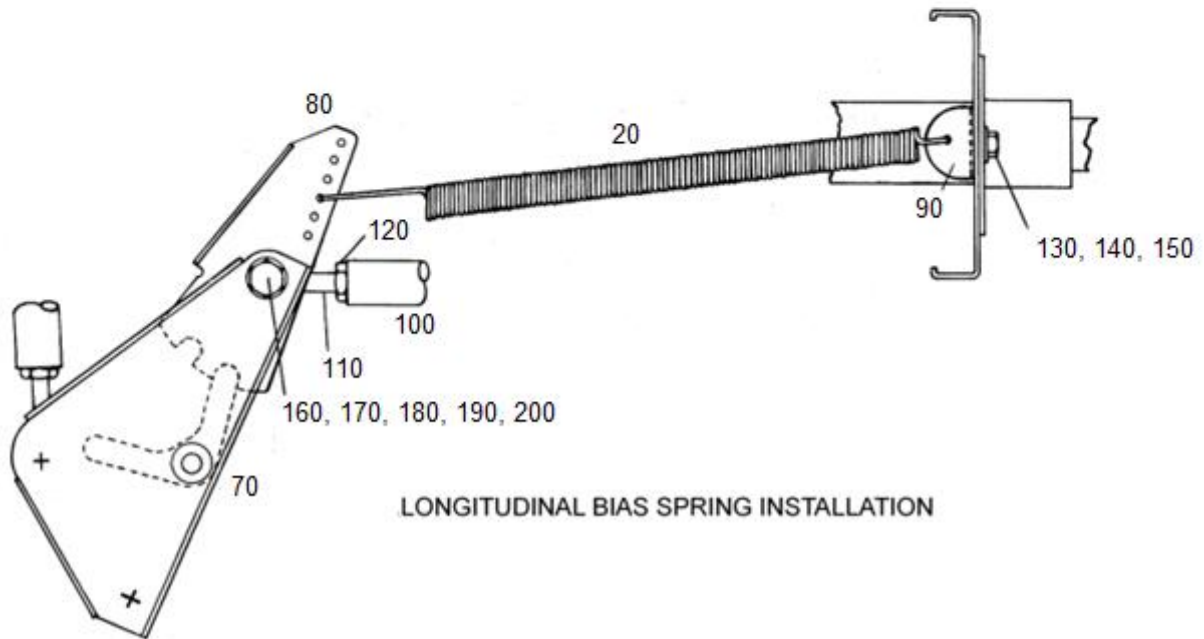
ITEM NUMBER	PART NUMBER	DESCRIPTION	QTY PER ASSY	MODELS AFFECTED						
				F-28A	280	F-28C	280C	F-28F	280F	280FX
-	28-16024	Cyclic Control System Installation	REF			X	X			
-	28-16295-1	. Bias Spring Installation Cyclic Fore/Aft Control	REF			X	X			
10	28-16294-1	. . Bracket	1			X	X			
20	28-16283-4	. . Spring	1			X	X			
30	28-16284-1	. . Attach Bracket	1			X	X			
40	NAS66032	. Bolt	1			X	X			
40	AN3-4A	. Bolt (Superseded by NAS66032)	1			X	X			
50	NAS1149F0332P	. Washer	2			X	X			
50	AN960-10L	. Washer (Alternate)	2			X	X			
60	MS20364-1032	. Nut	1			X	X			
60	AN364-1032	. Nut (Alternate)	1			X	X			
-	28-16293-2	Bias Spring Installation Cyclic Lateral Control	REF			X	X			
70	28-16290-2	. Bracket	1			X	X			
80	28-16283-2	. Spring	1			X	X			
90	28-16291-1	. Plate	1			X	X			
100	MS27039-0806	. Screw	2			X	X			
110	NAS1149FN816P	. Washer	2			X	X			
110	AN960-8L	. Washer (Alternate)	2			X	X			
120	MS21044N08	. Nut	2			X	X			
120	AN365-832A	. Nut (Superseded by MS21044N08)	2			X	X			

UNCONTROLLED COPY WHEN DOWNLOADED OR PRINTED

ENSTROM F-28/280 SERIES ILLUSTRATED PARTS CATALOG



LATERAL BIAS SPRING INSTALLATION



LONGITUDINAL BIAS SPRING INSTALLATION

FIGURE 8-6A. LATERAL AND LONGITUDINAL BIAS SPRING INSTALLATION

UNCONTROLLED COPY WHEN DOWNLOADED OR PRINTED

ENSTROM F-28/280 SERIES ILLUSTRATED PARTS CATALOG

FIGURE 8-6A. LATERAL AND LONGITUDINAL BIAS SPRING INSTALLATION

ITEM NUMBER	PART NUMBER	DESCRIPTION	QTY PER ASSY	MODELS AFFECTED						
				F-28A	280	F-28C	280C	F-28F	280F	280FX
-	28-16024	Cyclic Control System Installation	REF			X	X	X	X	X
-	28-16293-2	. Bias Spring Installation Cyclic Lateral Control	REF			X	X			
10	28-16290-2	. . Bracket	1	X	X	X	X	X	X	X
20	28-16283-2	. . Spring	1	X	X	X	X	X	X	X
30	28-16291-1	. . Plate	1	X	X	X	X	X	X	X
40	MS27039-0806	. . Screw	2	X	X	X	X	X	X	X
40	AN525-832R6	. . Screw (Superseded by MS27039-0806)	2	X	X	X	X	X	X	X
50	NAS1149FN816P	. . Washer	2	X	X	X	X	X	X	X
50	AN960-8L	. . Washer (Alternate)	2	X	X	X	X	X	X	X
60	MS21044N08	. . Nut	2	X	X	X	X	X	X	X
60	AN365-832A	. . Nut (Superseded by MS21044N08)	2	X	X	X	X	X	X	X
70	28-16160-7	. Bellcrank	1	X	X	X	X	X	X	X
80	28-16294-13	. Bracket	1	X	X	X	X	X	X	X
80	28-16294-1	. Bracket (Replaced by 28-16294-13)	1	X	X	X	X	X	X	X
90	28-16284-1	. Bracket	1	X	X	X	X	X	X	X
100	28-16155-4	. Push-Pull Rod	1	X	X	X	X	X	X	X
110	HMVV-5M	. Rod End	1	X	X	X	X	X	X	X
120	AN316-5R	. Nut	1	X	X	X	X	X	X	X
-	28-16637-11	. Bracket	1			X	X	X	X	X
-	28-16292-11	. Spring	1			X	X	X	X	X
130	NAS6603D2	. Bolt	1	X	X	X	X	X	X	X
130	AN3-4A	. Bolt (Superseded by NAS6603D2)	1	X	X	X	X	X	X	X
140	NAS1149F0332P	. Washer	2	X	X	X	X	X	X	X
140	AN960-10L	. Washer (Alternate)	2	X	X	X	X	X	X	X
150	MS21083N3	. Nut	1	X	X	X	X	X	X	X
150	AN364-1032A	. Nut (Superseded by MS21083N3)	1	X	X	X	X	X	X	X

UNCONTROLLED COPY WHEN DOWNLOADED OR PRINTED

ENSTROM F-28/280 SERIES ILLUSTRATED PARTS CATALOG

FIGURE 8-6A. LATERAL AND LONGITUDINAL BIAS SPRING INSTALLATION

ITEM NUMBER	PART NUMBER	DESCRIPTION	QTY PER ASSY	MODELS AFFECTED						
				F-28A	280	F-28C	280C	F-28F	280F	280FX
160	NAS6605D11	. Bolt	1	X	X	X	X	X	X	X
160	AN5-11	. Bolt (Superseded by NAS6605D11)	1	X	X	X	X	X	X	X
170	NAS1149F0563P	. Washer	A/R	X	X	X	X	X	X	X
170	AN960-516	. Washer (Alternate)	A/R	X	X	X	X	X	X	X
180	AN916-516L	. Washer	A/R	X	X	X	X	X	X	X
190	MS17825-5	. Nut	1	X	X	X	X	X	X	X
190	F12NE-4753-054	. Nut (Superseded by MS17825-5)	1	X	X	X	X	X	X	X
200	MS24665-151	. Cotter Pin	1	X	X	X	X	X	X	X
200	AN381-2-8	. Cotter Pin (Superseded by MS24665-151)	1	X	X	X	X	X	X	X

UNCONTROLLED COPY WHEN DOWNLOADED OR PRINTED

ENSTROM F-28/280 SERIES ILLUSTRATED PARTS CATALOG

INTENTIONALLY LEFT BLANK

ENSTROM F-28/280 SERIES ILLUSTRATED PARTS CATALOG

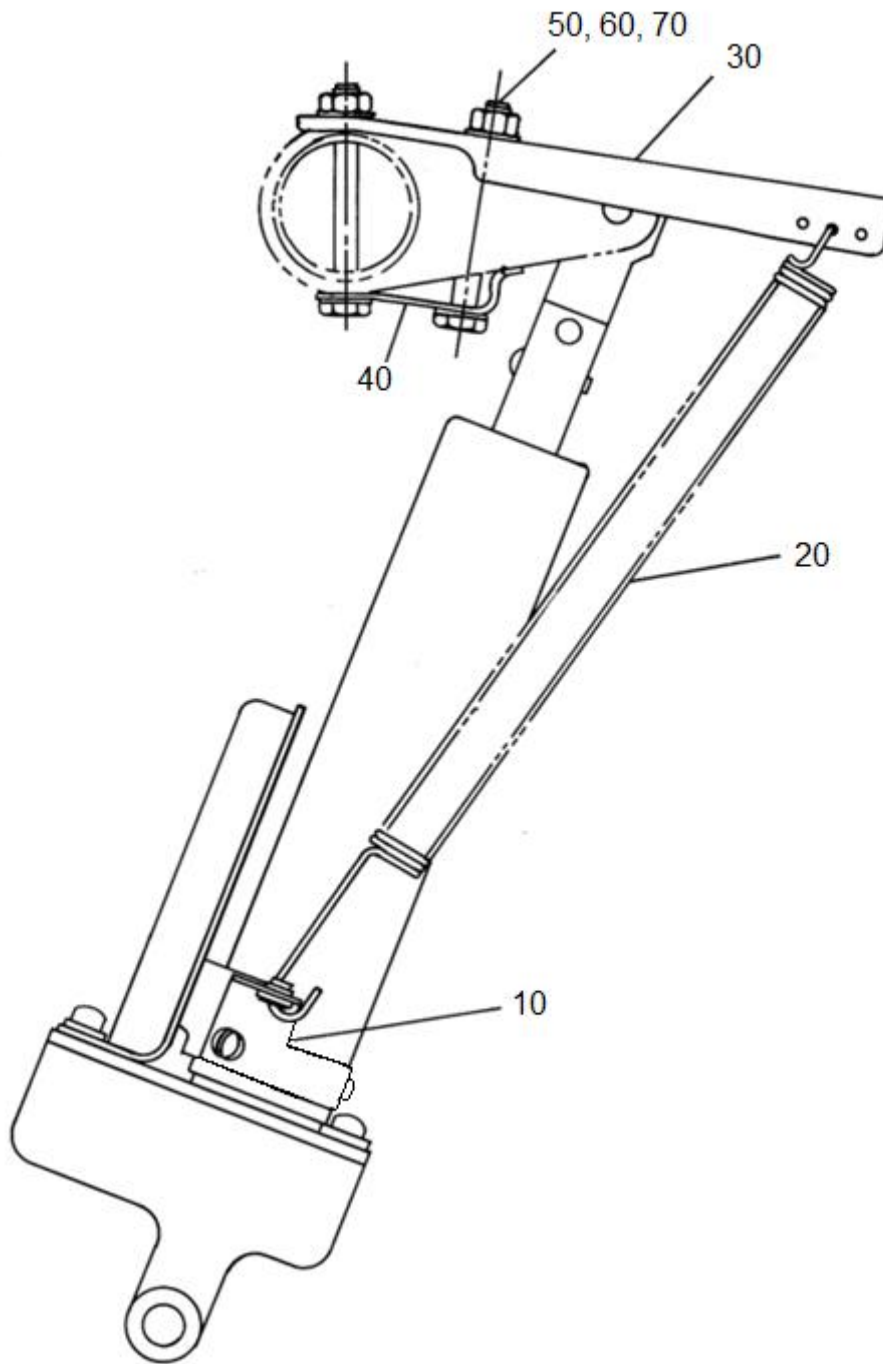


FIGURE 8-7. LATERAL TRIM WITH BIAS SPRING INSTALLATION

UNCONTROLLED COPY WHEN DOWNLOADED OR PRINTED

ENSTROM F-28/280 SERIES ILLUSTRATED PARTS CATALOG

FIGURE 8-7. LATERAL TRIM WITH BIAS SPRING INSTALLATION

ITEM NUMBER	PART NUMBER	DESCRIPTION	QTY PER ASSY	MODELS AFFECTED						
				F-28A	280	F-28C	280C	F-28F	280F	280FX
–	28-16618-103	Lateral Spring Housing Assembly	REF			X	X	X	X	X
10♦	28-162043-1	. Bracket Assembly - Spring	1			X	X	X	X	X
–10	28-162041-1	. Bracket Assembly (Left Hand) (Inactive) (Superseded by 28-162043-1)	1			X	X	X	X	X
–10	28-162041-2	. Bracket Assembly (Right Hand) (Inactive) (Superseded by 28-162043-1)	1			X	X	X	X	X
20*♦	28-16283-4	. . Spring	2			X	X	X	X	X
30*♦	28-162042-11	. . Bracket Bias Spring	1			X	X	X	X	X
40*♦	28-162040-11	. . Clip	1			X	X	X	X	X
50*♦	NAS6603-24	. . Bolt	2			X	X	X	X	X
50*♦	AN3-17A	. . Bolt (Superseded by NAS6603-24)	2			X	X	X	X	X
60*♦	NAS1149F0332P	. . Washer	4			X	X	X	X	X
60*♦	AN960-10L	. . Washer (Alternate)	4			X	X	X	X	X
70*	MS20364-1032	. . Nut	2			X	X	X	X	X
70*	AN364-1032	. . Nut (Alternate)	2			X	X	X	X	X
–♦	NAS1101-08-6	. Screw	3			X	X	X	X	X
–♦	AN503-8-6	. Screw (Superseded by NAS1101-08-6)	3			X	X	X	X	X
–♦	MS21083N3	. Nut	2			X	X	X	X	X

* 28-16293-2 & -3 installation not required with these components on relocated Lateral Trim System.

♦ Items included in kit 28-01034-1.

ENSTROM F-28/280 SERIES ILLUSTRATED PARTS CATALOG

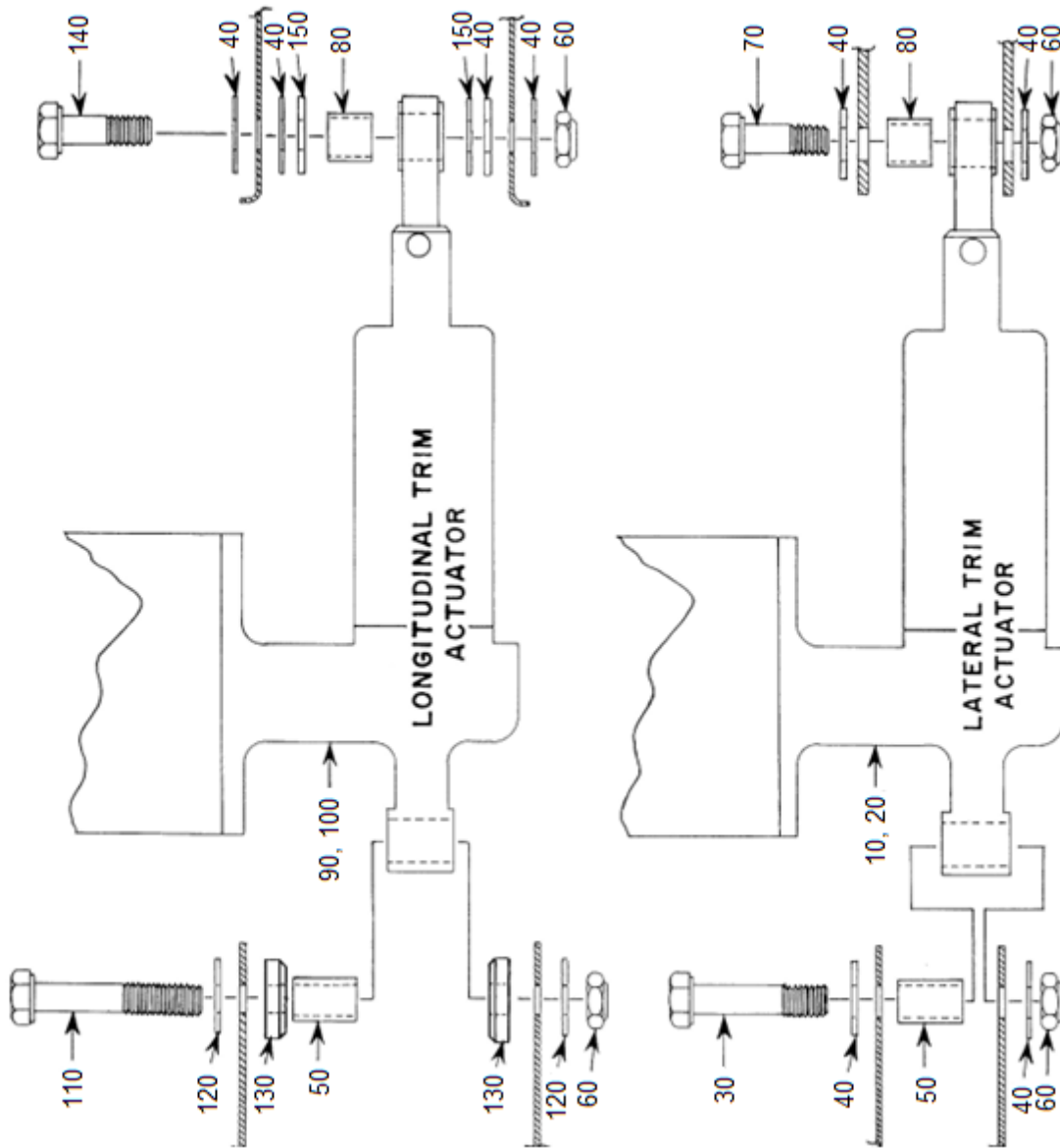


FIGURE 8-8. TRIM ACTUATOR CAPSULE INSTALLATION

ENSTROM F-28/280 SERIES ILLUSTRATED PARTS CATALOG

FIGURE 8-8. TRIM ACTUATOR CAPSULE INSTALLATION

ITEM NUMBER	PART NUMBER	DESCRIPTION	QTY PER ASSY	MODELS AFFECTED						
				F-28A	280	F-28C	280C	F-28F	280F	280FX
–	28-16024	Cyclic Control System Installation	REF	X	X	X	X	X	X	X
10◇	28-16600-115	. Lateral Trim Motor Assy. (24V)	1					X	X	X
10	28-16600-107	. Lateral Trim Motor Assy. (24V) (Superseded by 28-16600-115)	1					X	X	X
10	28-16600-103	. Lateral Trim Motor Assy. (24V) (Superseded by 28-16600-107)	1					X	X	X
20Δ	28-16600-119	. Lateral Trim Motor Assy. (12V)	1					X	X	X
20	28-16600-111	. Lateral Trim Motor Assy. (12V) Superseded by 28-16600-119)	1					X	X	X
20	28-16600-10	. Lateral Trim Motor Assy. (12V) (Superseded by 28-16600-111)	1					X	X	X
20*	28-16600-8	. Lateral Trim Motor Assy. (12V)	1	X	X	X	X			
30	NAS6604-13	. . Bolt	1	X	X	X	X	X	X	X
30	AN4-12A	. . Bolt (Superseded by NAS6604-13)	1	X	X	X	X	X	X	X
40	NAS1149F0432P	. . Washer	8	X	X	X	X	X	X	X
40	AN960-416L	. . Washer (Alternate)	8	X	X	X	X	X	X	X
50	28-16625-1	. . Spacer	2	X	X	X	X	X	X	X
60	MS20364-428	. . Nut	4	X	X	X	X	X	X	X
60	AN364-428	. . Nut (Alternate)	4	X	X	X	X	X	X	X
70	NAS6604-9	. . Bolt	1	X	X	X	X	X	X	X
70	AN4-10A	. . Bolt (Superseded by NAS6604-9)	1	X	X	X	X	X	X	X
80	28-16203-1	. . Spacer	2	X	X	X	X	X	X	X
90◇	28-16600-113	. Longitudinal Trim Motor Assy. (24V)	1					X	X	X
90	28-16600-105	. Longitudinal Trim Motor Assy. (24V) (Superseded by 28-16600-113)	1					X	X	X
90	28-16600-101	. Longitudinal Trim Motor Assy. (24V) (Superseded by 28-16600-105)	1					X	X	X
100Δ	28-16600-117	. Longitudinal Trim Motor Assy. (12V)	1					X	X	X

UNCONTROLLED COPY WHEN DOWNLOADED OR PRINTED

ENSTROM F-28/280 SERIES ILLUSTRATED PARTS CATALOG

FIGURE 8-8. TRIM ACTUATOR CAPSULE INSTALLATION

ITEM NUMBER	PART NUMBER	DESCRIPTION	QTY PER ASSY	MODELS AFFECTED						
				F-28A	280	F-28C	280C	F-28F	280F	280FX
100	28-16600-109	. Longitudinal Trim Motor Assy. (12V) (Superseded by 28-16600-117)	1					X	X	X
100	28-16600-9	. Longitudinal Trim Motor Assy. (12V) (Superseded by 28-16600-109)	1					X	X	X
100**	28-16600-7	. Longitudinal Trim Motor Assy. (12V)	1	X	X	X	X			
110	NAS6604-23	. . Bolt	1	X	X	X	X	X	X	X
110	AN4-17A	. . Bolt (Superseded by NAS6604-23)	1	X	X	X	X	X	X	X
120	ECD050-11	. . Washer	2	X	X	X	X	X	X	X
120	1/4 Harper	. . Washer (Alternate)	2	X	X	X	X	X	X	X
130	28-16211-1	. . Spacer	2	X	X	X	X	X	X	X
140	NAS6604-11	. . Bolt	1	X	X	X	X	X	X	X
140	AN4-11A	. . Bolt (Superseded by NAS6604-11)	1	X	X	X	X	X	X	X
150	NAS1149F0463P	. . Washer	2	X	X	X	X	X	X	X
150	AN960-416	. . Washer (Alternate)	2	X	X	X	X	X	X	X

* Replaced by 28-16600-119.

** Replaced by 28-16600-117.

◇ Complies with SDB 0110, latest revision, as the assembly is based on components established in kit 28-01063-1 (aircraft modified IAW SDB 0110, latest revision, meet the required action stated in FAA AD 2012-11-05).

△ Applies to F-28F models equipped with a 12 volt D.C. system with trim relays (S/N 815 only). Previous note (◇) is also applicable.

UNCONTROLLED COPY WHEN DOWNLOADED OR PRINTED

ENSTROM F-28/280 SERIES ILLUSTRATED PARTS CATALOG

INTENTIONALLY LEFT BLANK

ENSTROM F-28/280 SERIES ILLUSTRATED PARTS CATALOG

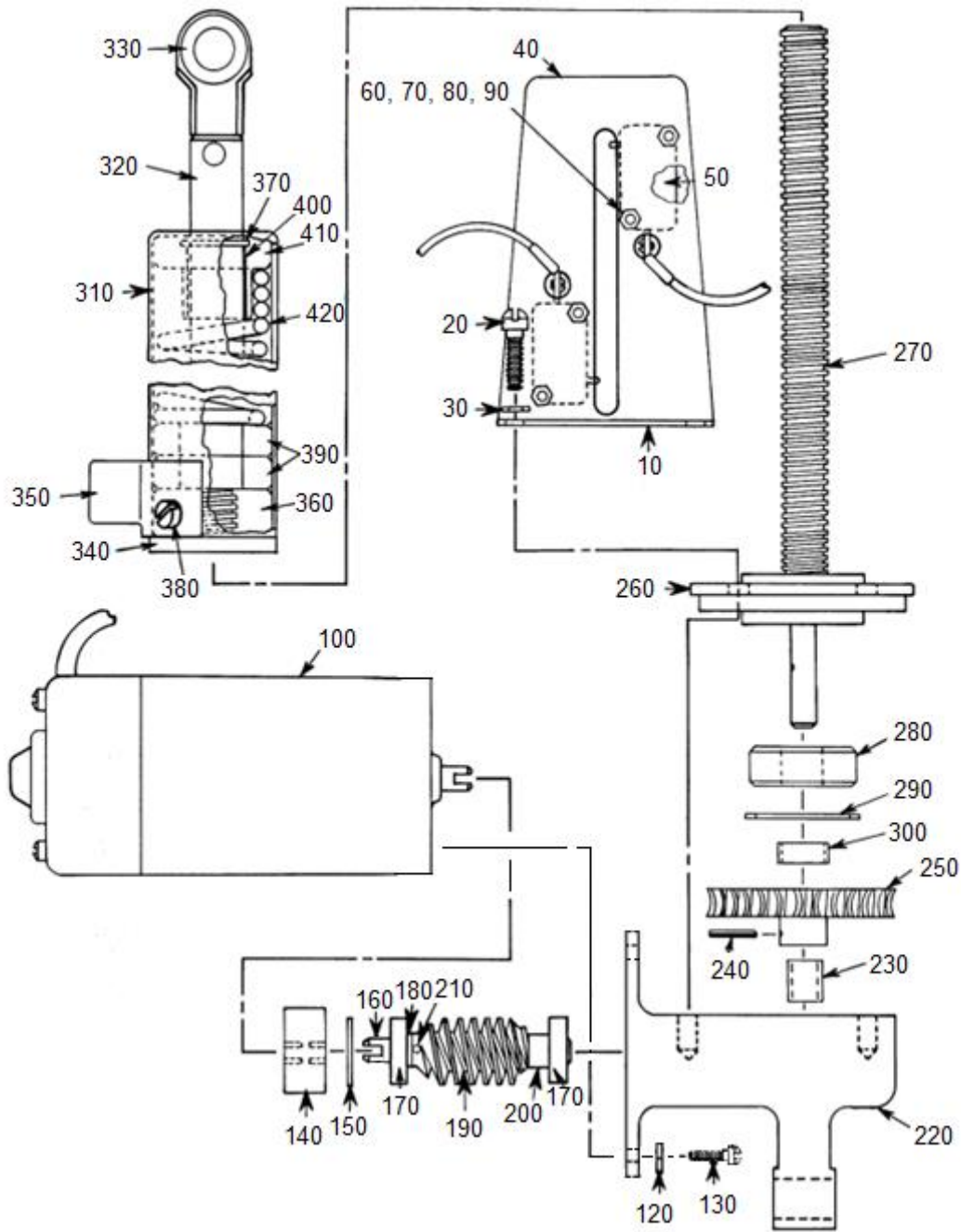


FIGURE 8-9. LATERAL TRIM ASSEMBLY

ENSTROM F-28/280 SERIES ILLUSTRATED PARTS CATALOG

FIGURE 8-9. LATERAL TRIM ASSEMBLY

ITEM NUMBER	PART NUMBER	DESCRIPTION	QTY PER ASSY	MODELS AFFECTED						
				F-28A	280	F-28C	280C	F-28F	280F	280FX
-◇	28-16600-115	Actuator Assembly (24V)	REF	X	X	X	X	X	X	X
-△	28-16600-119	Actuator Assembly (12V)	REF	X	X	X	X	X	X	X
-	28-16636-5	. Switch Assembly	1	X	X	X	X	X	X	X
-	28-16636-3	. Switch Assembly (Replaced by 28-16636-5)	1	X	X	X	X	X	X	X
10*◆	28-16614-5	. . Bracket Switch	1	X	X	X	X	X	X	X
10*	28-16614-3	. . Bracket Switch (Replaced by 28-16614-5)	1					X	X	X
-10	28-16614-1	. . Bracket Switch	1	X	X	X	X	X	X	
20◆	NAS1101-3-10	. Screw	2	X	X	X	X	X	X	X
20◆	AN502-10-10	. Screw (Superseded by NAS1101-3-10)	2	X	X	X	X	X	X	X
30▲	NAS1149F0363P	. Washer	4	X	X	X	X	X	X	X
30▲	AN960-10	. Washer (Alternate)	4	X	X	X	X	X	X	X
-	NAS1101-3-8	. Screw	2	X	X	X	X	X	X	X
-	AN502-10-8	. Screw (Superseded by NAS1101-3-8)	2	X	X	X	X	X	X	X
40*◆	28-16624-11	. . Shield Switch	1	X	X	X	X	X	X	X
40*	28-16624-3	. . Shield Switch (Replaced by 28-16624-11)	1					X	X	X
-40	28-16624-1	. . Shield Switch	1	X	X	X	X			
50	V3-1	. . Micro Switch	2	X	X	X	X	X	X	X
60◆	MS35206-219	. . Screw	4	X	X	X	X	X	X	X
60	AN515-4R12	. . Screw (Superseded by MS35206-219)	4	X	X	X	X	X	X	X
70	NAS1149FN416P	. . Washer	4	X	X	X	X	X	X	X
70	AN960-4L	. . Washer (Alternate)	4	X	X	X	X	X	X	X
80	MS35338-40	. . Lock Washer	4	X	X	X	X	X	X	X
80	AN935-4	. . Lock Washer (Alternate)	4	X	X	X	X	X	X	X
90	MS35649-242	. . Nut	4	X	X	X	X	X	X	X
90	AN340-4	. . Nut (Superseded by MS35649-242)	4	X	X	X	X	X	X	X
100	210A155	. Motor (24V)	1					X	X	X

UNCONTROLLED COPY WHEN DOWNLOADED OR PRINTED

ENSTROM F-28/280 SERIES ILLUSTRATED PARTS CATALOG

FIGURE 8-9. LATERAL TRIM ASSEMBLY

ITEM NUMBER	PART NUMBER	DESCRIPTION	QTY PER ASSY	MODELS AFFECTED						
				F-28A	280	F-28C	280C	F-28F	280F	280FX
-110	210A249	. Motor (12V)	1					X	X	X
-110A	28-16621-1	. Motor (12V)	1	X	X	X	X	X	X	X
120	NAS1149FN816P	. Washer	2	X	X	X	X	X	X	X
130	NAS1101-08-8	. Screw	2	X	X	X	X	X	X	X
130	AN503-8-8	. Screw (Superseded by NAS1101-08-8)	2	X	X	X	X	X	X	X
-▲	MS35338-43	. Lock Washer	2	X	X	X	X	X	X	X
-▲	AN935-10	. Lock Washer (Alternate)	2	X	X	X	X	X	X	X
-▲	MS35650-302	. Nut	2	X	X	X	X	X	X	X
-▲	AN345-10	. Nut (Superseded by MS35650-302)	2	X	X	X	X	X	X	X
140	28-16633-1	. Coupling	1	X	X	X	X	X	X	X
140	J3459-8	. Coupling (Replaced by 28-16633-1)	1	X	X	X	X	X	X	X
150	N5000-62-PP	. Snap Ring	1	X	X	X	X	X	X	X
-	28-16620-2	. Worm & Shaft Assembly	1	X	X	X	X	X	X	X
160	28-16619-1	. . Shaft	1	X	X	X	X	X	X	X
170	ECD066-1	. . Bearing	2	X	X	X	X	X	X	X
170	Z9R4X3	. . Bearing (Superseded by ECD066-1)	2	X	X	X	X	X	X	X
180	28-16610-1	. . Spacer	1	X	X	X	X	X	X	X
190	HLUH	. . Worm	1	X	X	X	X	X	X	X
200	28-16609-1	. . Spacer	1	X	X	X	X	X	X	X
210	MS16562-211	. . Spring Pin	1	X	X	X	X	X	X	X
210	GX-5	. . Roll Pin (Alternate)	1	X	X	X	X	X	X	X
220	28-16630-4	. Gear Housing	1	X	X	X	X	X	X	X
220	28-16630-2	. Gear Housing R.H. (Superseded by 28-16630-4)	1	X	X	X	X	X	X	X
230	B46-2 1/2	. Bearing	1	X	X	X	X	X	X	X
-	28-16617-2	. Acme Screw Shaft Assembly	1	X	X	X	X	X	X	X
240	MS16562-213	. . Roll Pin	1	X	X	X	X	X	X	X
250	28-16635-1	. . Worm Gear	1	X	X	X	X	X	X	X

UNCONTROLLED COPY WHEN DOWNLOADED OR PRINTED

ENSTROM F-28/280 SERIES ILLUSTRATED PARTS CATALOG

FIGURE 8-9. LATERAL TRIM ASSEMBLY

ITEM NUMBER	PART NUMBER	DESCRIPTION	QTY PER ASSY	MODELS AFFECTED						
				F-28A	280	F-28C	280C	F-28F	280F	280FX
260	28-16632-1	. . Cover Gear Housing	1	X	X	X	X	X	X	X
270	28-16607-1	. . Acme Screw Shaft	1	X	X	X	X	X	X	X
-	4166053-11	. . Shim	A/R	X	X	X	X	X	X	X
-	4166053-13	. . Shim	A/R	X	X	X	X	X	X	X
-	4166053-15	. . Shim	A/R	X	X	X	X	X	X	X
280	ECD034-11	. . Bearing	1	X	X	X	X	X	X	X
280	Z99R6	. . Bearing (Superseded by ECD034-11)	1	X	X	X	X	X	X	X
290	N5000-87	. . Snap Ring	1	X	X	X	X	X	X	X
290	N5000-87-PP	. . Snap Ring (Superseded by N5000-87)	1	X	X	X	X	X	X	X
300	28-16608-1	. . Spacer	1	X	X	X	X	X	X	X
310	28-16618-103	. Spring Housing Assembly	1	X	X	X	X	X	X	X
310	28-16618-9	. Spring Housing Assembly (Replaced by 28-16618-103)	1	X	X	X	X	X	X	X
310	28-16618-6	. Spring Housing Assembly (Replaced by 28-16618-9)	1	X	X	X	X			
320	28-16616-7	. . Shaft Assembly	1	X	X	X	X	X	X	X
320	28-16616-5	. . Shaft Assembly (Replaced by 28-16616-7)	1	X	X	X	X	X	X	X
-	28-16612-5	. . . Rod End Assembly	1	X	X	X	X	X	X	X
330	28-16201-1 Rod End Bearing	2	X	X	X	X	X	X	X
340	28-16628-1	. . Snubber Ring	1	X	X	X	X	X	X	X
350♦	28-16613-3	. . Micro Switch Actuator	1	X	X	X	X	X	X	X
350	28-16613-1	. . Micro Switch Actuator (Replaced by 28-16613-3)	1	X	X	X	X	X	X	X
360	28-16611-15	. . Acme Nut	1	X	X	X	X	X	X	X
360	28-16611-13	. . Acme Nut (Replaced by 28-16611-15)	1	X	X	X	X	X	X	X
360	28-16611-1	. . Acme Nut (Replaced by 28-16611-13)	1	X	X	X	X	X	X	X
370	N5108-56-PP	. . Snap Ring	1	X	X	X	X	X	X	X
→	28-162043-3	. . Bracket Assembly	1	X	X	X	X	X	X	X
-	28-162043-1	. . Bracket Assembly	1	X	X	X	X	X	X	X

UNCONTROLLED COPY WHEN DOWNLOADED OR PRINTED

ENSTROM F-28/280 SERIES ILLUSTRATED PARTS CATALOG

FIGURE 8-9. LATERAL TRIM ASSEMBLY

ITEM NUMBER	PART NUMBER	DESCRIPTION	QTY PER ASSY	MODELS AFFECTED						
				F-28A	280	F-28C	280C	F-28F	280F	280FX
380◆	NAS1101-08-8	.. Screw	3	X	X	X	X	X	X	X
380◆	AN503-8-8	.. Screw (Superseded by NAS1101-08-8)	3	X	X	X	X	X	X	X
380	NK 500-8-5	.. Screw (Superseded by AN503-8-8)	3	X	X	X	X			
390	28-16626-1	.. Spacer	1	X	X	X	X	X	X	X
400	09-DU-12	.. Bearing	1	X	X	X	X	X	X	X
410	28-16604-1	.. Retainer	1	X	X	X	X	X	X	X
420	28-16601-1	.. Spring	1	X	X	X	X	X	X	X

* Used on 2600# G.W. aircraft.

◆ Items included in kit 28-01063-1.

▲ Items used with 28-16621-1.

◇ Complies with SDB 0110, latest revision, as the assembly is based on components established in kit 28-01063-1 (aircraft modified IAW SDB 0110, latest revision, meet the required action stated in FAA AD 2012-11-05).

△ Applies to F-28F models equipped with a 12 volt D.C. system with trim relays (S/N 815 only). Previous note (◇) is also applicable.

ENSTROM F-28/280 SERIES ILLUSTRATED PARTS CATALOG

INTENTIONALLY LEFT BLANK

ENSTROM F-28/280 SERIES ILLUSTRATED PARTS CATALOG

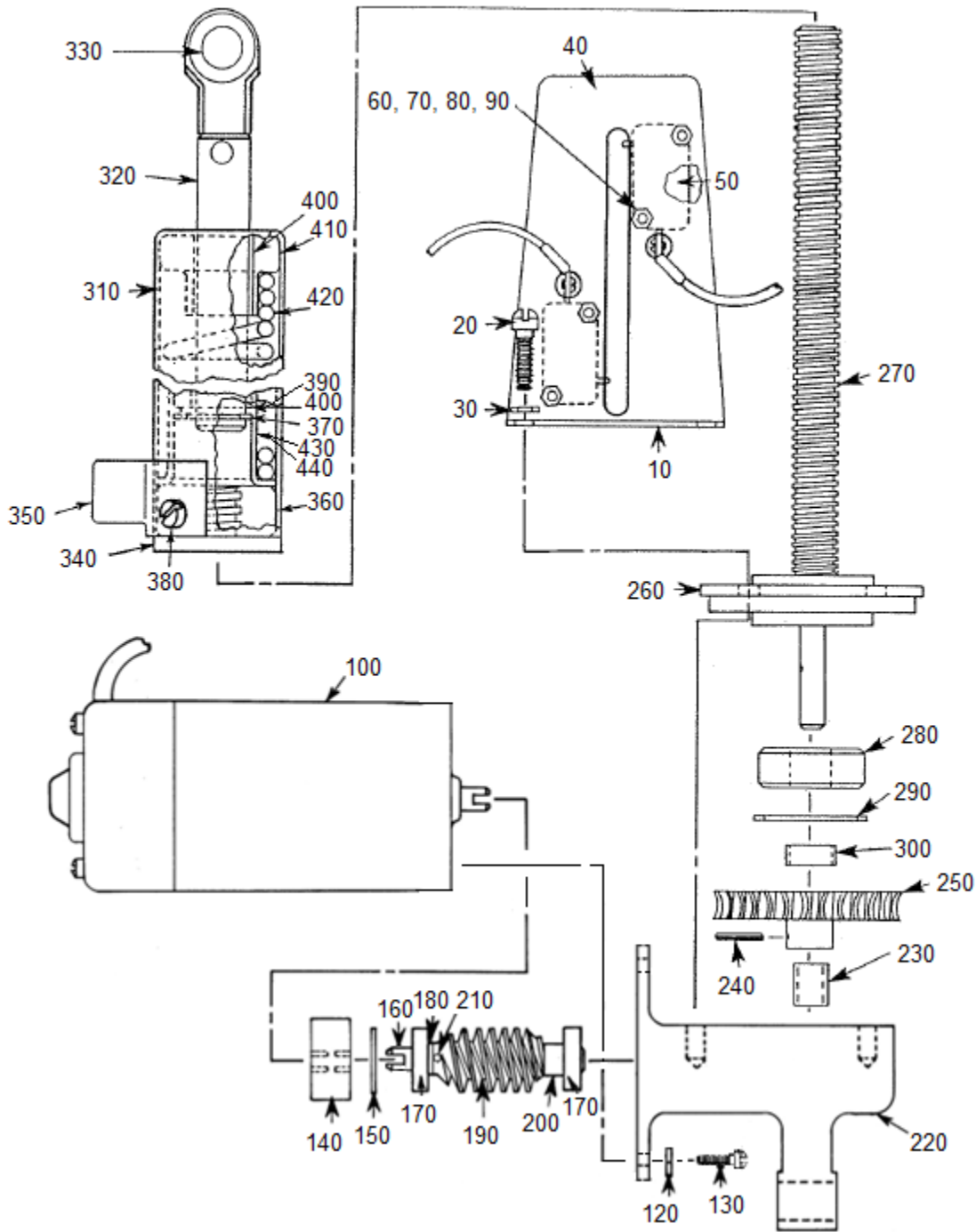


FIGURE 8-10. LONGITUDINAL TRIM ASSEMBLY

UNCONTROLLED COPY WHEN DOWNLOADED OR PRINTED

ENSTROM F-28/280 SERIES ILLUSTRATED PARTS CATALOG

FIGURE 8-10. LONGITUDINAL TRIM ASSEMBLY

ITEM NUMBER	PART NUMBER	DESCRIPTION	QTY PER ASSY	MODELS AFFECTED						
				F-28A	280	F-28C	280C	F-28F	280F	280FX
-◇	28-16600-113	Actuator Assembly (24V)	REF	X	X	X	X	X	X	X
-△	28-16600-117	Actuator Assembly (12V)	REF	X	X	X	X	X	X	X
-	28-16636-5	. Switch Assembly	1	X	X	X	X	X	X	X
-	28-16636-3	. Switch Assembly (Replaced by 28-16636-5)	1	X	X	X	X	X	X	X
10*◆	28-16614-5	. . Bracket Switch	1	X	X	X	X	X	X	X
10*	28-16614-3	. . Bracket Switch (Replaced by 28-16614-5)	1					X	X	X
-10	28-16614-1	. . Bracket Switch	1	X	X	X	X			
20◆	NAS1101-3-10	. Screw	2	X	X	X	X	X	X	X
20◆	AN502-10-10	. Screw (Superseded by NAS1101-3-10)	2	X	X	X	X	X	X	X
30▲	NAS1149F0363P	. Washer	4	X	X	X	X	X	X	X
30▲	AN960-10	. Washer (Alternate)	4	X	X	X	X	X	X	X
-	NAS1101-3-8	. Screw	2	X	X	X	X	X	X	X
-	AN502-10-8	. Screw (Superseded by NAS1101-3-8)	2	X	X	X	X	X	X	X
40*◆	28-16624-11	. . Shield Switch	1	X	X	X	X	X	X	X
40*	28-16624-3	. . Shield Switch (Replaced by 28-16624-11)	1					X	X	X
-40	28-16624-1	. . Shield Switch	1	X	X	X	X			
50	V3-1	. . Micro Switch	2	X	X	X	X	X	X	X
60◆	MS35206-219	. . Screw	4	X	X	X	X	X	X	X
60	AN515-4R12	. . Screw (Superseded by MS35206-219)	4	X	X	X	X	X	X	X
70	NAS1149FN416P	. . Washer	4	X	X	X	X	X	X	X
70	AN960-4L	. . Washer (Alternate)	4	X	X	X	X	X	X	X
80	MS35338-40	. . Lock Washer	4	X	X	X	X	X	X	X
80	AN935-4	. . Lock Washer (Alternate)	4	X	X	X	X	X	X	X
90	MS35649-242	. . Nut	4	X	X	X	X	X	X	X
90	AN340-4	. . Nut (Superseded by MS35649-242)	4	X	X	X	X	X	X	X
100	210A155	. Motor (24V)	1					X	X	X

UNCONTROLLED COPY WHEN DOWNLOADED OR PRINTED

ENSTROM F-28/280 SERIES ILLUSTRATED PARTS CATALOG

FIGURE 8-10. LONGITUDINAL TRIM ASSEMBLY

ITEM NUMBER	PART NUMBER	DESCRIPTION	QTY PER ASSY	MODELS AFFECTED						
				F-28A	280	F-28C	280C	F-28F	280F	280FX
-110	210A249	. Motor (12V)	1					X	X	X
-110A	28-16621-1	. Motor (12V)	1	X	X	X	X	X	X	X
120	NAS1149FN816P	. Washer	2	X	X	X	X	X	X	X
130	NAS1101-08-8	. Screw	2	X	X	X	X	X	X	X
130	AN503-8-8	. Screw (Superseded by NAS1101-08-8)	2	X	X	X	X	X	X	X
-▲	MS35338-43	. Lock Washer	2	X	X	X	X	X	X	X
-▲	AN935-10	. Lock Washer (Alternate)	2	X	X	X	X	X	X	X
-▲	MS35650-302	. Nut	2	X	X	X	X	X	X	X
-▲	AN345-10	. Nut (Superseded by MS35650-302)	2	X	X	X	X	X	X	X
140	28-16633-1	. Coupling	1	X	X	X	X	X	X	X
140	J3459-8	. Coupling (Replaced by 28-16633-1)	1	X	X	X	X	X	X	X
150	N5000-62-PP	. Snap Ring	1	X	X	X	X	X	X	X
-	28-16620-1	. Worm & Shaft Assembly	1	X	X	X	X	X	X	X
160	28-16619-1	. . Shaft	1	X	X	X	X	X	X	X
170	ECD066-1	. . Bearing	2	X	X	X	X	X	X	X
170	Z9R4X3	. . Bearing (Superseded by ECD066-1)	2	X	X	X	X	X	X	X
180	28-16610-1	. . Spacer	1	X	X	X	X	X	X	X
190	HDUH	. . Worm	1	X	X	X	X	X	X	X
200	28-16609-1	. . Spacer	1	X	X	X	X	X	X	X
210	MS16562-211	. . Spring Pin	1	X	X	X	X	X	X	X
210	GX-5	. . Roll Pin (Alternate)	1	X	X	X	X	X	X	X
220	28-16630-3	. Gear Housing	1	X	X	X	X	X	X	X
220	28-16630-1	. Gear Housing L.H. (Superseded by 28-16630-3)	1	X	X	X	X	X	X	X
230	B46-2 1/2	. Bearing	1	X	X	X	X	X	X	X
-	28-16617-1	. Acme Screw Shaft Assembly	1	X	X	X	X	X	X	X
240	MS16562-213	. . Roll Pin	1	X	X	X	X	X	X	X
250	28-16623-1	. . Worm Gear	1	X	X	X	X	X	X	X

UNCONTROLLED COPY WHEN DOWNLOADED OR PRINTED

ENSTROM F-28/280 SERIES ILLUSTRATED PARTS CATALOG

FIGURE 8-10. LONGITUDINAL TRIM ASSEMBLY

ITEM NUMBER	PART NUMBER	DESCRIPTION	QTY PER ASSY	MODELS AFFECTED						
				F-28A	280	F-28C	280C	F-28F	280F	280FX
260	28-16632-1	. . Cover Gear Housing	1	X	X	X	X	X	X	X
270	28-16607-1	. . Acme Screw Shaft	1	X	X	X	X	X	X	X
-	4166053-11	. . Shim	A/R	X	X	X	X	X	X	X
-	4166053-13	. . Shim	A/R	X	X	X	X	X	X	X
-	4166053-15	. . Shim	A/R	X	X	X	X	X	X	X
280	ECD034-11	. . Bearing	1	X	X	X	X	X	X	X
280	Z99R6	. . Bearing (Superseded by ECD034-11)	1	X	X	X	X	X	X	X
290	N5000-87	. . Snap Ring	1	X	X	X	X	X	X	X
290	N5000-87-PP	. . Snap Ring (Superseded by N5000-87)	1	X	X	X	X	X	X	X
300	28-16608-1	. . Spacer	1	X	X	X	X	X	X	X
310	28-16618-105	. Spring Housing Assembly	1	X	X	X	X	X	X	X
310	28-16618-101	. Spring Housing Assembly (Replaced by 28-16618-105)	1	X	X	X	X	X	X	X
310	28-16618-7	. Housing Assembly (Replaced by 28-16618-101)	1					X	X	X
320	28-16616-9	. . Shaft Assembly	1	X	X	X	X	X	X	X
320	28-16616-1	. . Shaft Assembly (Replaced by 28-16616-9)	1	X	X	X	X	X	X	X
-	28-16612-5	. . . Rod Assembly	1	X	X	X	X	X	X	X
330	28-16201-1 Rod End Bearing	2	X	X	X	X	X	X	X
340	28-16628-1	. . Rubber Snubber	1	X	X	X	X	X	X	X
350♦	28-16613-3	. . Micro Switch Actuator	1	X	X	X	X	X	X	X
350	28-16613-1	. . Micro Switch Actuator (Replaced by 28-16613-3)	1	X	X	X	X	X	X	X
360	28-16611-15	. . Acme Nut	1	X	X	X	X	X	X	X
360	28-16611-13	. . Acme Nut (Replaced by 28-16611-15)	1	X	X	X	X	X	X	X
360	28-16611-1	. . Acme Nut (Replaced by 28-16611-13)	1	X	X	X	X	X	X	X
370	N5108-56-PP	. . Snap Ring	1	X	X	X	X	X	X	X
380♦	NAS1101-08-6	. . Screw	3	X	X	X	X	X	X	X

UNCONTROLLED COPY WHEN DOWNLOADED OR PRINTED

ENSTROM F-28/280 SERIES ILLUSTRATED PARTS CATALOG

FIGURE 8-10. LONGITUDINAL TRIM ASSEMBLY

ITEM NUMBER	PART NUMBER	DESCRIPTION	QTY PER ASSY	MODELS AFFECTED						
				F-28A	280	F-28C	280C	F-28F	280F	280FX
380♦	AN503-8-6	. . Screw (Superseded by NAS1101-08-6)	3	X	X	X	X	X	X	X
380	NK 500-8-5	. . Screw (Superseded by AN503-8-6)	3	X	X	X	X	X	X	X
390	09-DU-10	. . Bearing	1	X	X	X	X	X	X	X
400	09-DU-12	. . Bearing	2	X	X	X	X	X	X	X
410	28-16604-1	. . Retainer	1	X	X	X	X	X	X	X
420	28-16601-1	. . Spring	1	X	X	X	X	X	X	X
430	28-16603-15	. . Retainer	1					X	X	X
440	28-16603-1	. . Retainer	1	X	X	X	X			

* Used on 2600# G. W. aircraft.

♦ Items included in kit 28-01063-1.

▲ Items used with 28-16621-1.

◇ Complies with SDB 0110, latest revision, as the assembly is based on components established in kit 28-01063-1 (aircraft modified IAW SDB 0110, latest revision, meet the required action stated in FAA AD 2012-11-05).

△ Applies to F-28F models equipped with a 12 volt D.C. system with trim relays (S/N 815 only). Previous note (◇) is also applicable.

ENSTROM F-28/280 SERIES ILLUSTRATED PARTS CATALOG

INTENTIONALLY LEFT BLANK

ENSTROM F-28/280 SERIES ILLUSTRATED PARTS CATALOG

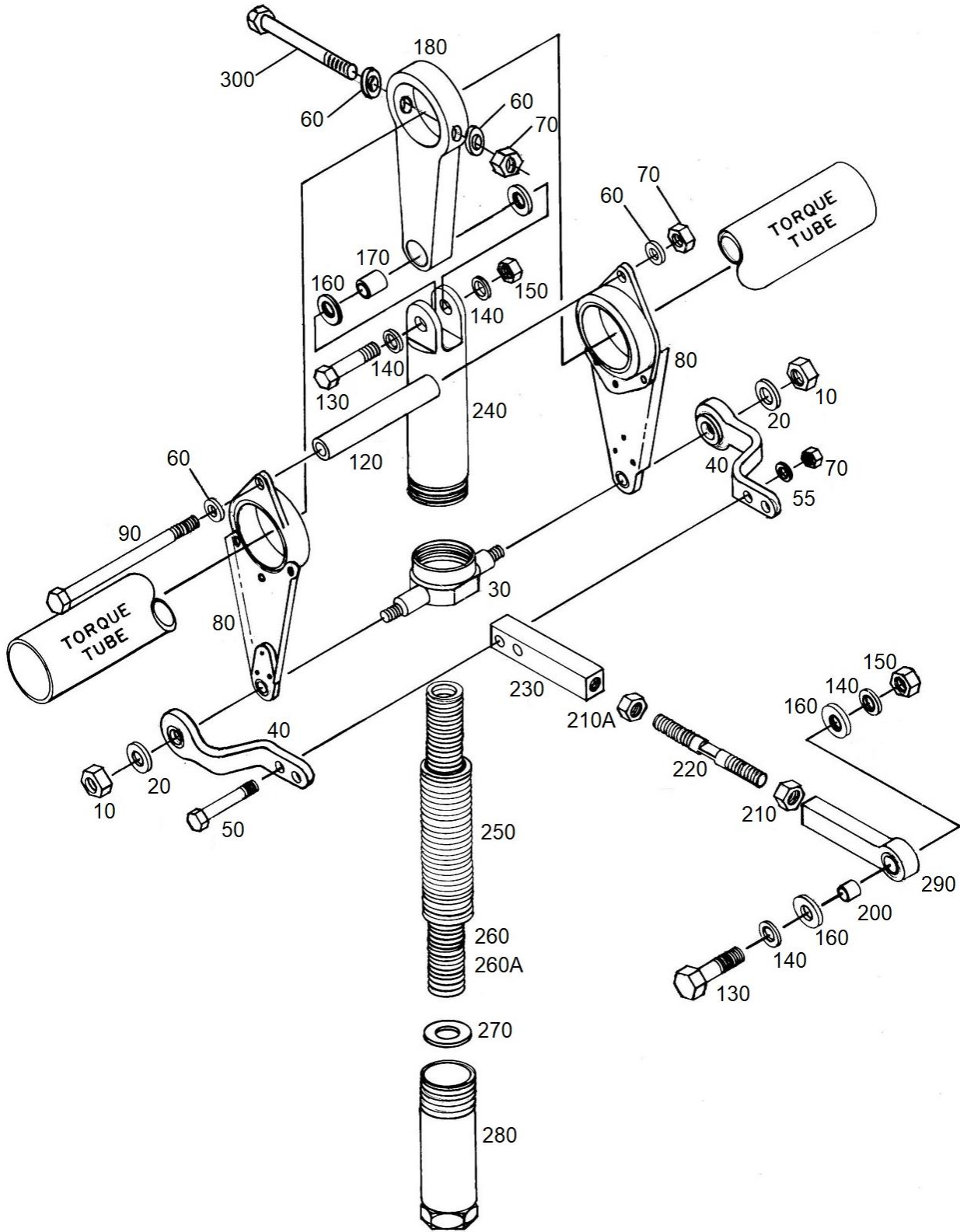


FIGURE 8-11. COLLECTIVE TRIM, SPRING CAPSULE

ENSTROM F-28/280 SERIES ILLUSTRATED PARTS CATALOG

FIGURE 8-11. COLLECTIVE TRIM, SPRING CAPSULE

ITEM NUMBER	PART NUMBER	DESCRIPTION	QTY PER ASSY	MODELS AFFECTED						
				F-28A	280	F-28C	280C	F-28F	280F	280FX
10	AN364-428A	. Nut	2	X	X	X	X	X	X	X
10	MS21083N4	. Nut (Alternate to AN364-428A)	2	X	X	X	X	X	X	X
20	ECD050-25	. Washer	2	X	X	X	X	X	X	X
20	1/4 Harper	. Washer (Superseded by ECD050-25)	2	X	X	X	X	X	X	X
30	28-16232-1	. Pivot Housing	1	X	X	X	X	X	X	X
40††	28-16239-101	. Bracket Assembly	2	X	X	X	X	X	X	X
40∞	28-16239-9	. Bracket Assembly	2	X	X	X	X	X	X	X
40▼	28-16239-5	. Bracket Assembly	2	X	X	X	X	X	X	X
40	28-16239-1	. Bracket (Obsolete)	2	X	X	X	X	X	X	X
50	AN3-10A	. Bolt	2	X	X	X	X	X	X	X
55	NAS1149F0332P	. Washer	2	X	X	X	X	X	X	X
60	NAS1149F0316P	. Washer	4	X	X	X	X	X	X	X
70	MS21083N3	. Nut	4	X	X	X	X	X	X	X
70	AN364-1032A	. Nut (Superseded by MS21083N3)	4	X	X	X	X	X	X	X
80	28-16234-1	. Strap Retainer	2	X	X	X	X	X	X	X
90	AN3-16A	. Bolt	1	X	X	X	X	X	X	X
120	28-16235-11	. Spacer	1	X	X	X	X	X	X	X
120	28-16235-1	. Spacer (Obsolete)	1	X	X	X	X	X	X	X
130	AN4-10A	. Bolt	2	X	X	X	X	X	X	X
140	AN960-416L	. Washer	4	X	X	X	X	X	X	X
140	NAS1149F0432P	. Washer (Alternate to AN960-416L)	4	X	X	X	X	X	X	X
150	AN364-428A	. Nut	2	X	X	X	X	X	X	X
150	MS21083N4	. Nut (Alternate to AN364-428A)	2	X	X	X	X	X	X	X
160	1/4 Harper	. Washer	2	X	X	X	X	X	X	X
160	ECD050-11	. Washer (Alternate to 1/4 Harper)	3	X	X	X	X	X	X	X
170	28-16203-1	. Spacer	1	X	X	X	X	X	X	X
180	28-16233-1	. Bellcrank Assembly	1	X	X	X	X	X	X	X
200	28-16258-1	. Spacer	1	X	X	X	X	X	X	X

UNCONTROLLED COPY WHEN DOWNLOADED OR PRINTED

ENSTROM F-28/280 SERIES ILLUSTRATED PARTS CATALOG

FIGURE 8-11. COLLECTIVE TRIM, SPRING CAPSULE

ITEM NUMBER	PART NUMBER	DESCRIPTION	QTY PER ASSY	MODELS AFFECTED						
				F-28A	280	F-28C	280C	F-28F	280F	280FX
210	AN316-4L	. Nut	1	X	X	X	X	X	X	X
210A	AN316-4R	. Nut	1	X	X	X	X	X	X	X
220††	28-16236-17	. Tie Rod	1	X	X	X	X	X	X	X
220▼	28-16236-15	. Tie Rod	1	X	X	X	X	X	X	X
220	28-16236-1	. Tie Rod	1	X	X	X	X	X	X	X
230††	28-16237-13	. Link	1	X	X	X	X	X	X	X
230▼	28-16237-11	. Link	1	X	X	X	X	X	X	X
230	28-16237-1	. Link (Obsolete)	1	X	X	X	X	X	X	X
240	28-16230-1	. Spring Housing	1	X	X	X	X	X	X	X
250	28-16229-13	. Spring	1	X	X	X	X	X	X	X
250	28-16229-15	. Spring (Alternate to 28-16229-13)	1	X	X	X	X	X	X	X
250	ECD037-11	. Spring (Alternate to 28-16229-13)	1	X	X	X	X	X	X	X
260A*	28-162004-11	. Spring	1	X	X	X	X	X	X	X
260*	28-16222-1	. Spring	1	X	X	X	X	X	X	X
270	ECD050-15	. Washer	1	X	X	X	X	X	X	X
270	AN960C1216	. Washer (Superseded by ECD050-15)	1	X	X	X	X	X	X	X
280	28-16231-1	. Spring Retainer	1	X	X	X	X	X	X	X
290††	28-16238-7	. Link Assembly	1	X	X	X	X	X	X	X
290▼	28-16238-5	. Link Assembly	1	X	X	X	X	X	X	X
290	28-16238-3	. Link (Complete)	1	X	X	X	X	X	X	X
300	AN3-22A	. Bolt	1	X	X	X	X	X	X	X
-310**	28-16242-901	. Adjustable Rod Assy Kit	1	X	X	X	X	X	X	X
-320	28-16242-1	. . Adjustable Rod Assy	1	X	X	X	X	X	X	X
-330†	28-16242-907	. Adjustable Rod Assy Kit	1	X	X	X	X	X	X	X
-340	28-16242-7	. . Adjustable Rod Assy	1	X	X	X	X	X	X	X
-350△	28-16242-5	. Adjustable Rod Assy (Superseded by 28-16242-7)	1	X	X	X	X	X	X	X

* Normally not used on aircraft with Correlators.

UNCONTROLLED COPY WHEN DOWNLOADED OR PRINTED

ENSTROM F-28/280 SERIES ILLUSTRATED PARTS CATALOG

- ** Installed in accordance with SIL0184 Revision 2, or later revision. Kit contains preceding items noted with '▼'. When installed, kit P/N 28-16242-901 becomes P/N 28-16242-1.
- † Installed in accordance with SIL0184, or later revision. Kit contains preceding items noted with '††'. When installed, kit P/N 28-16242-907 becomes P/N 28-16242-7.
- △ Interim assembly for F-28F S/N 831 and 832 and 280FX S/N 2148 – 2163. Eligible for upgrade to 28-16242-7 per SIL0184, current revision.
- †† Used with Item –330.
- ▼ Used with Item –310.
- ∞ Used with Item –350.

ENSTROM F-28/280 SERIES ILLUSTRATED PARTS CATALOG

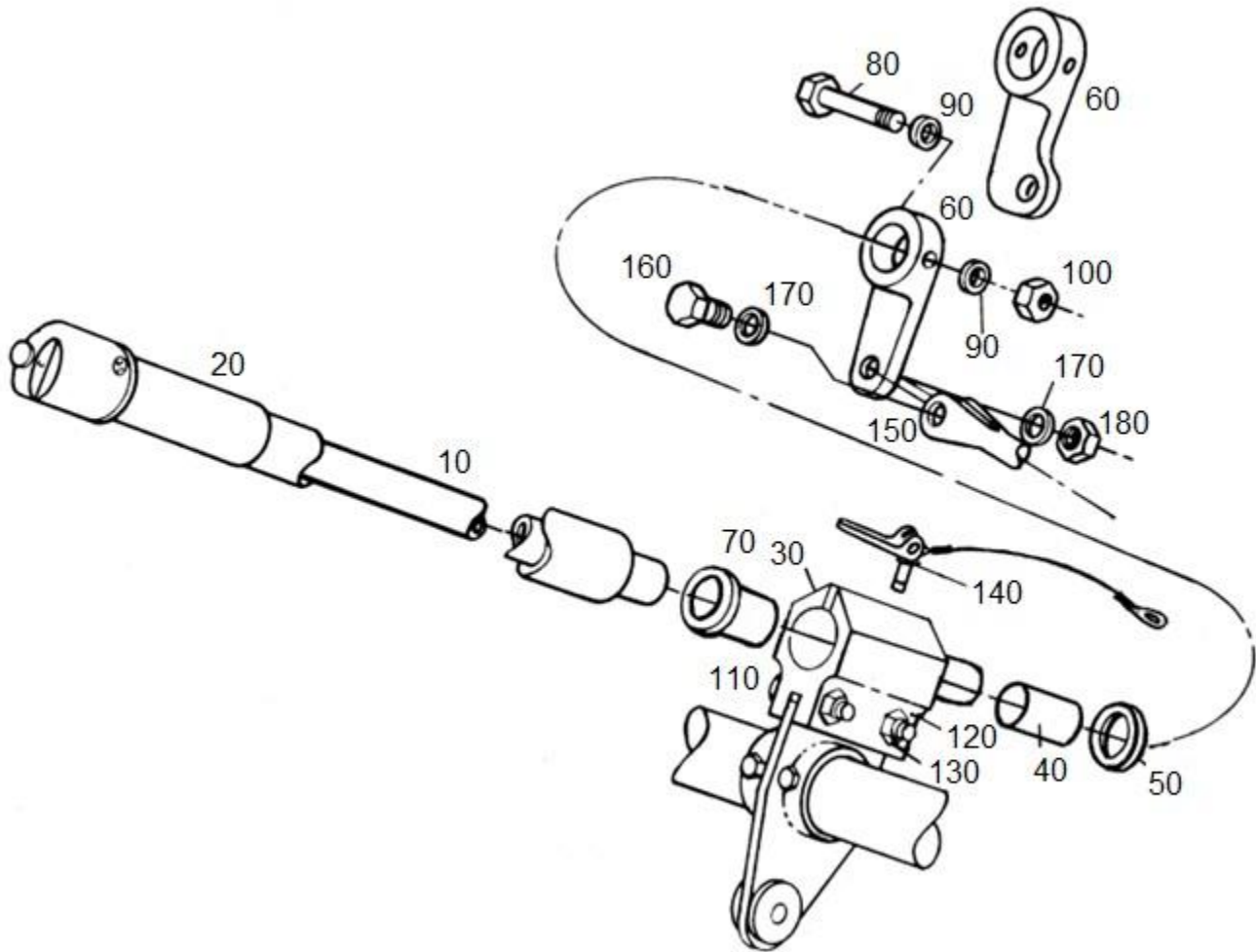


FIGURE 8-12. CO-PILOT COLLECTIVE ASSEMBLY (F-28A, 280, F-28C, 280C)

UNCONTROLLED COPY WHEN DOWNLOADED OR PRINTED

ENSTROM F-28/280 SERIES ILLUSTRATED PARTS CATALOG

FIGURE 8-12. CO-PILOT COLLECTIVE ASSEMBLY (F-28A, 280, F-28C, 280C)

ITEM NUMBER	PART NUMBER	DESCRIPTION	QTY PER ASSY	MODELS AFFECTED						
				F-28A	280	F-28C	280C	F-28F	280F	280FX
–	28-16200-10	Dual Control Installation	REF	X	X	X	X			
10	28-16261-1	. Dual Collective Stick Assembly	1	X	X	X	X			
20	28-16169-1	. . Cork Grip	1	X	X	X	X			
–	28-16250-1	. Bellcrank Assembly	1	X	X	X	X			
30	28-16246	. . Clamp	1	X	X	X	X			
40	10-DU-10	. . Bearing	1	X	X	X	X			
50	DU-08	. . Washer	1	X	X	X	X			
60	28-16407	. . Bellcrank	1	X	X	X	X			
70	28-16249	. . Sleeve	1	X	X	X	X			
80	NAS6603-14	. . Bolt	1	X	X	X	X			
80	AN3-12A	. . Bolt (Superseded by NAS6603-14)	1	X	X	X	X			
90	NAS1149F0332P	. . Washer	2	X	X	X	X			
90	AN960-10L	. . Washer (Alternate)	2	X	X	X	X			
100	MS20364-1032	. . Nut	1	X	X	X	X			
100	AN364-1032	. . Nut (Alternate)	1	X	X	X	X			
110	NAS6604-17	. Bolt	4	X	X	X	X			
110	AN4-14A	. Bolt (Superseded by NAS6604-17)	4	X	X	X	X			
120	NAS1149F0432P	. Washer	8	X	X	X	X			
120	AN960-416L	. Washer (Alternate)	8	X	X	X	X			
130	MS20364-428	. Nut	4	X	X	X	X			
130	AN364-428	. Nut (Alternate)	4	X	X	X	X			
140	EGP3C6TL6	. Expando Grip Pin	1	X	X	X	X			
–	28-16400-1	Engine Control System	REF	X	X	X	X			
150	28-16401-1	. Throttle Tie Rod Assembly	1	X	X	X	X			
160	NAS6603-4	. Bolt	1	X	X	X	X			
160	AN3-5A	. Bolt (Superseded by NAS6603-4)	1	X	X	X	X			
170	NAS1149F0332P	. Washer	2	X	X	X	X			
170	AN960-10L	. Washer (Alternate)	2	X	X	X	X			
180	MS20364-1032	. Nut	1	X	X	X	X			
180	AN364-1032	. Nut	1	X	X	X	X			

UNCONTROLLED COPY WHEN DOWNLOADED OR PRINTED

ENSTROM F-28/280 SERIES ILLUSTRATED PARTS CATALOG

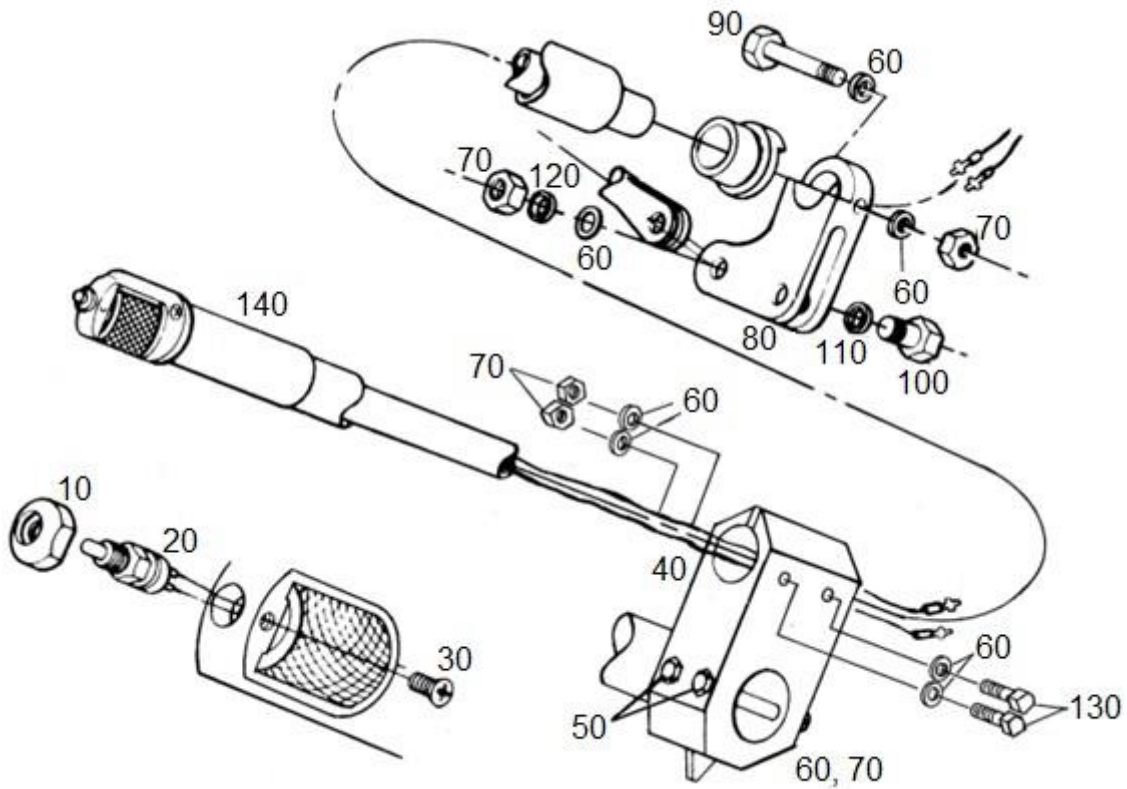


FIGURE 8-13. PILOT COLLECTIVE ASSEMBLY (F-28A, 280, F-28C, 280C)

UNCONTROLLED COPY WHEN DOWNLOADED OR PRINTED

ENSTROM F-28/280 SERIES ILLUSTRATED PARTS CATALOG

FIGURE 8-13. PILOT COLLECTIVE ASSEMBLY (F-28A, 280, F-28C, 280C)

ITEM NUMBER	PART NUMBER	DESCRIPTION	QTY PER ASSY	MODELS AFFECTED						
				F-28A	280	F-28C	280C	F-28F	280F	280FX
–	28-16200-101	Single Control Installation	REF	X	X	X	X			
–	28-16170-5	. Collective Stick Assembly	1	X	X	X	X			
10	28-16114-1	. Switch Cover Mount	1	X	X	X	X			
20	30-1UL	. Switch	1	X	X	X	X			
20	30-1	. Switch (Replaced by 30-1UL)	1	X	X	X	X			
30	MS24694-S1	. Screw	2	X	X	X	X			
30	AN509-8R4	. Screw (Superseded by MS24694-S1)	2	X	X	X	X			
40	28-16163-1	. Clamp	1	X	X	X	X			
50	NAS6603-32	. Bolt	2	X	X	X	X			
50	AN3-23A	. Bolt (Superseded by NAS6603-32)	2	X	X	X	X			
60	NAS1149F0332P	. Washer	11	X	X	X	X			
60	AN960-10L	. Washer (Alternate)	11	X	X	X	X			
70	MS20364-1032	. Nut	6	X	X	X	X			
70	AN364-1032	. Nut (Superseded by MS20364-1032)	6	X	X	X	X			
80	28-16168-1	. Bellcrank	1	X	X	X	X			
90	NAS6603-16	. Bolt	1	X	X	X	X			
90	AN3-13A	. Bolt (Superseded by NAS6603-16)	1	X	X	X	X			
100	NAS6603-10	. Bolt	1	X	X	X	X			
100	AN3-10A	. Bolt (Superseded by NAS6603-10)	1	X	X	X	X			
110	28-16403-1	. Spacer	1	X	X	X	X			
120	28-16404-1	. Spacer	1	X	X	X	X			
130	NAS6603-22	. Bolt	2	X	X	X	X			
130	AN3-16A	. Bolt (Superseded by NAS6603-22)	2	X	X	X	X			
–	28-16261	. Dual Collective Stick Assembly	1	X	X	X	X			
140	28-16169-1	. . Cork Grip	1	X	X	X	X			

UNCONTROLLED COPY WHEN DOWNLOADED OR PRINTED

ENSTROM F-28/280 SERIES ILLUSTRATED PARTS CATALOG

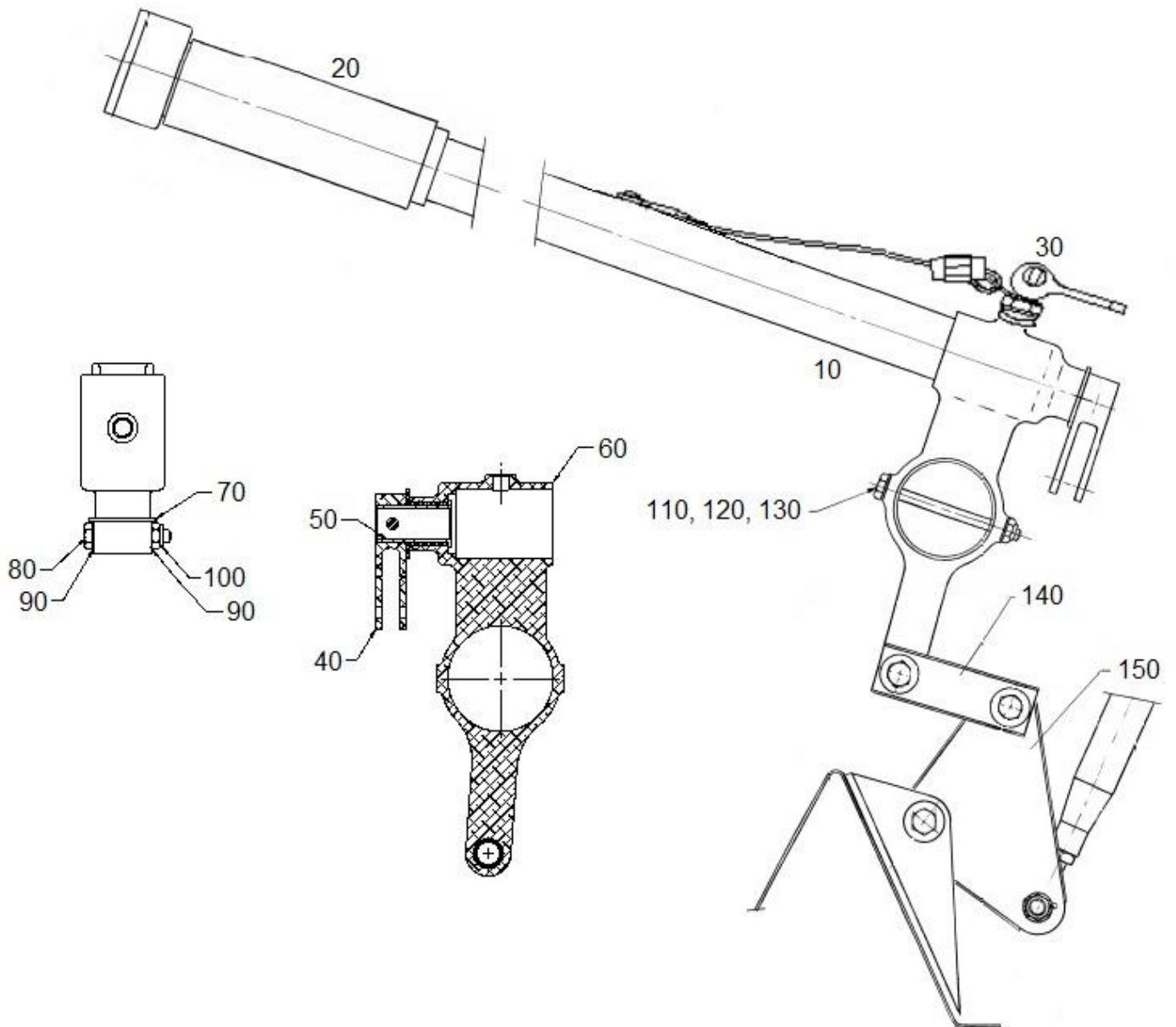


FIGURE 8-14. CO-PILOT COLLECTIVE ASSEMBLY (F-28F, 280F, 280FX)

ENSTROM F-28/280 SERIES ILLUSTRATED PARTS CATALOG

FIGURE 8-14. CO-PILOT COLLECTIVE ASSEMBLY (F-28F, 280F, 280FX)

ITEM NUMBER	PART NUMBER	DESCRIPTION	QTY PER ASSY	MODELS AFFECTED						
				F-28A	280	F-28C	280C	F-28F	280F	280FX
-	28-16080-9	Collective Control Installation	REF					X	X	X
-	28-16080-103	Dual Start Collective Control Installation	REF					X	X	X
-●	28-16080-105	Dual Start Collective Control Installation	REF					X	X	X
10	28-16039-3	. Collective Stick Assembly - Co-Pilot (Black) (Preferred)	1					X	X	X
-10A	28-16039-1	. Collective Stick Assembly - Co-Pilot (Chrome) (Alternate)	1					X	X	X
-▲●	28-19155-2	. Collective Stick Elect/Mech Assembly Right Hand	1					X	X	X
20	28-16042-11	. Rubber Grip	1					X	X	X
30	ABC6114-101	. Expando Grip Pin	1					X	X	X
30	ABC6114	. Expando Grip Pin (Alternate)	1					X	X	X
-	4167231-13	. Insert	1					X	X	X
-	NAS1149F0563P	. Washer	1					X	X	X
-†	28-16029-5	. Bellcrank Assembly	1					X	X	X
-*	28-16029-3	. Bellcrank Assembly	1					X	X	X
-	28-16029-2	. Bellcrank Assembly	1					X	X	X
40	28-16497-1	. . Lever	1					X	X	X
50	28-16019-1	. . Sleeve	1					X	X	X
60	28-16194-5	. . Socket Assembly	1					X	X	X
70	G08DU	. . Thrust Bearing	1					X	X	X
80	NAS6603-14	. . Bolt	1					X	X	X
80	AN3-12A	. . Bolt (Superseded by NAS6603-14)	1					X	X	X
90	NAS1149F0316P	. . Washer	2					X	X	X
100	MS21083N3	. . Nut	1					X	X	X
110	NAS6603-34	. Bolt	2					X	X	X
110	AN3-24A	. Bolt (Superseded by NAS6603-34)	2					X	X	X
120	NAS1149F0332P	. Washer	4					X	X	X
120	AN960-10L	. Washer (Alternate)	4					X	X	X
130	MS21083N3	. Nut	2					X	X	X

UNCONTROLLED COPY WHEN DOWNLOADED OR PRINTED

ENSTROM F-28/280 SERIES ILLUSTRATED PARTS CATALOG

FIGURE 8-14. CO-PILOT COLLECTIVE ASSEMBLY (F-28F, 280F, 280FX)

ITEM NUMBER	PART NUMBER	DESCRIPTION	QTY PER ASSY	MODELS AFFECTED						
				F-28A	280	F-28C	280C	F-28F	280F	280FX
130	AN364-1032A	. Nut (Superseded by MS21083N3)	2					X	X	X
140	28-16208-1	. Link	2	X	X	X	X	X	X	X
150	28-16189-1	. Bellcrank	1	X	X	X	X	X	X	X

▲ Used in 28-16080-105 installation; replaces 28-16039-1 and 28-16039-3.

• See Figure 8-16.

† Used in 28-16080-105 installation.

* Used in 28-16080-103 installation.

ENSTROM F-28/280 SERIES ILLUSTRATED PARTS CATALOG

INTENTIONALLY LEFT BLANK

ENSTROM F-28/280 SERIES ILLUSTRATED PARTS CATALOG

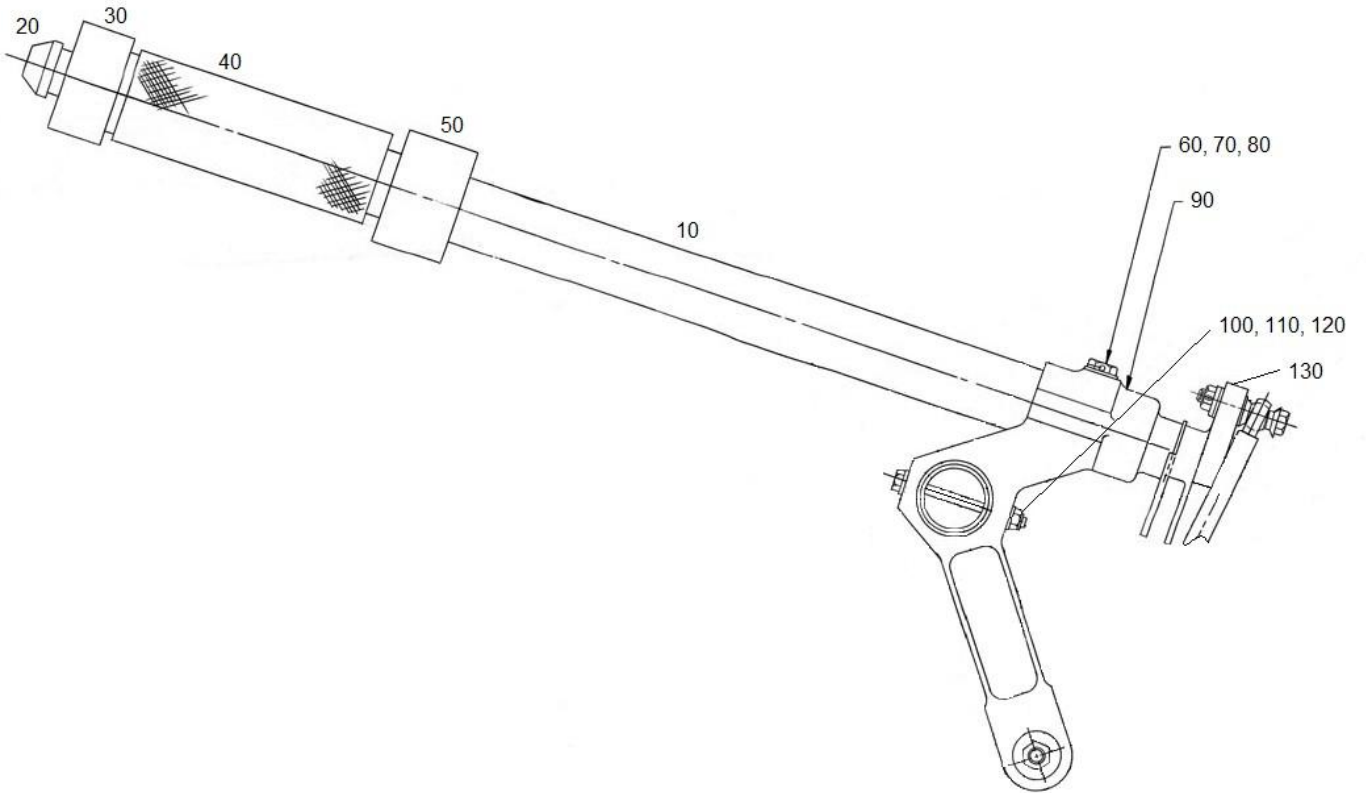


FIGURE 8-15. PILOT COLLECTIVE ASSEMBLY (F-28F, 280F, 280FX)

ENSTROM F-28/280 SERIES ILLUSTRATED PARTS CATALOG

FIGURE 8-15. PILOT COLLECTIVE ASSEMBLY (F-28F, 280F, 280FX)

ITEM NUMBER	PART NUMBER	DESCRIPTION	QTY PER ASSY	MODELS AFFECTED						
				F-28A	280	F-28C	280C	F-28F	280F	280FX
-	28-16080-9	Collective Control Installation	REF					X	X	X
-	28-16080-103	Dual Start Collective Control Installation	REF					X	X	X
-	28-16080-105	Dual Start Collective Control Installation	REF					X	X	X
10	28-16023-7	. Collective Stick Assembly - Pilot	1					X	X	X
-▲†	28-19155-1	. Collective Stick Elect/Mech Assembly Left Hand	1					X	X	X
20*	28-16005-1	. Switch Cover	1					X	X	X
-*	28-19021-8	. Switch Assembly	1					X	X	X
30*	28-16007-3	. Grip	1					X	X	X
40*	28-16042-11	. Rubber Grip	1					X	X	X
50*	28-16032-11	. Friction Nut	1					X	X	X
60	4167324-15	. Dog Nose Screw	1					X	X	X
60	28-16011-1	. Bolt (Replaced by 4167324-15)	1					X	X	X
70	NAS1149F0532P	. Washer	1					X	X	X
70	AN960-516L	. Washer (Alternate)	1					X	X	X
80◇	MS20995C32	. Safety Wire	A/R					X	X	X
90	28-16409-15	. Socket	1					X	X	X
90	28-16409-13	. Socket (Replaced by 28-16409-15)	1					X	X	X
100	AN173-21A	. Bolt	2					X	X	X
110	NAS1149F0363P	. Washer	2					X	X	X
110	AN960-10	. Washer (Alternate)	2					X	X	X
120	MS21044N3	. Nut	2					X	X	X
120	AN365-1032A	. Nut (Superseded by MS21044N3)	2					X	X	X
130	28-16022-11	. Bellcrank	1					X	X	X
130	28-16022-1	. Bellcrank (Replaced by 28-16022-11)	1					X	X	X

NOTE: See Figure 3-11 for throttle correlator assembly.

▲ Used in 28-16080-105 installation.

UNCONTROLLED COPY WHEN DOWNLOADED OR PRINTED

ENSTROM F-28/280 SERIES ILLUSTRATED PARTS CATALOG

- █ * Used in 28-16080-103 installation.
- █ ◇ Route around 28-16011-1; optional routing around AN173-21A.
- █ † See Figure 8-17.

UNCONTROLLED COPY WHEN DOWNLOADED OR PRINTED

ENSTROM F-28/280 SERIES ILLUSTRATED PARTS CATALOG

INTENTIONALLY LEFT BLANK

ENSTROM F-28/280 SERIES ILLUSTRATED PARTS CATALOG

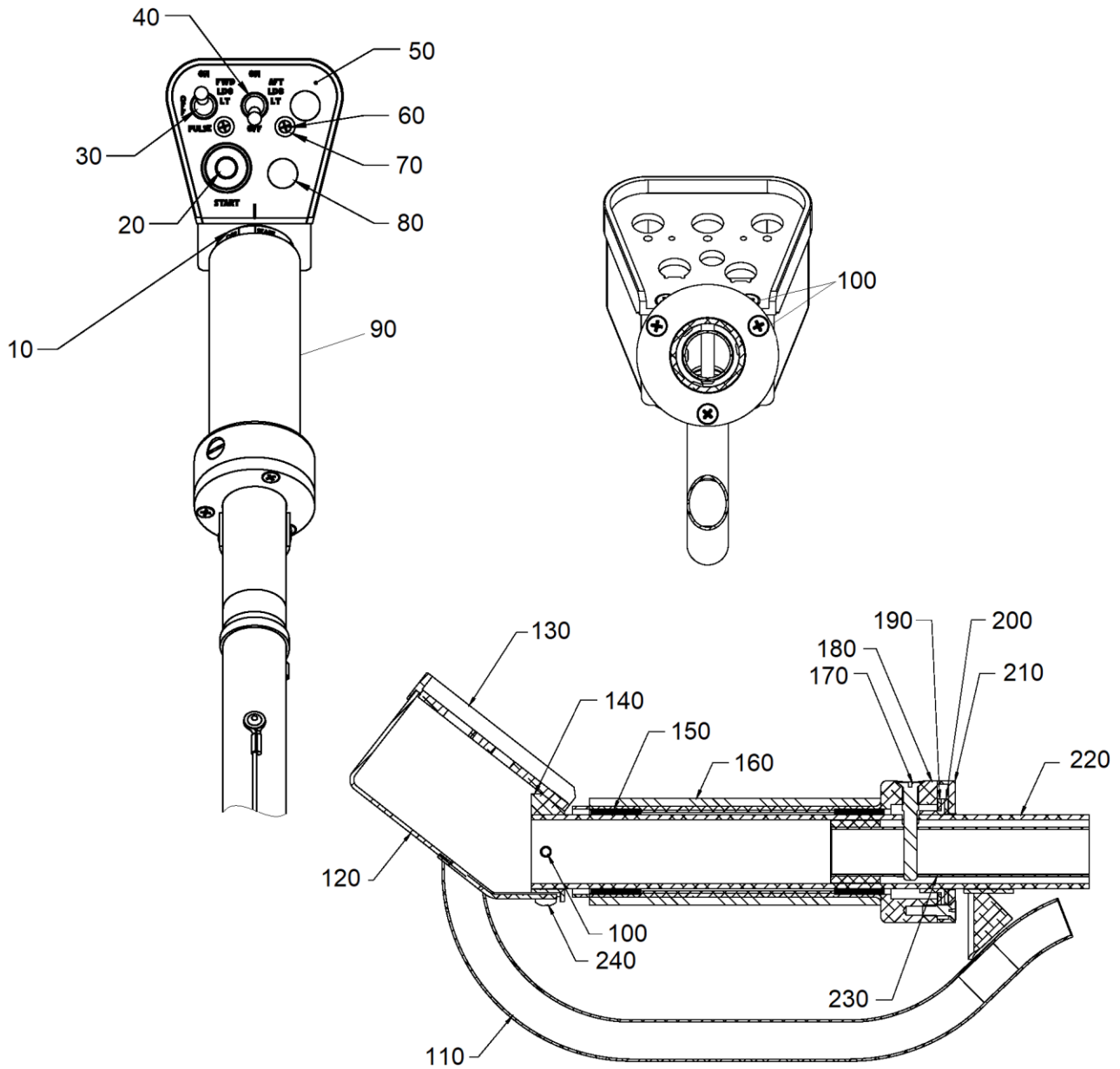


FIGURE 8-16. COLLECTIVE STICK ELECT/MECH ASSEMBLY, RIGHT HAND (F-28F, 280F, 280FX)

UNCONTROLLED COPY WHEN DOWNLOADED OR PRINTED

ENSTROM F-28/280 SERIES ILLUSTRATED PARTS CATALOG

FIGURE 8-16. COLLECTIVE STICK ELECT/MECH ASSEMBLY, RIGHT HAND (F-28F, 280F, 280FX)

ITEM NUMBER	PART NUMBER	DESCRIPTION	QTY PER ASSY	MODELS AFFECTED						
				F-28A	280	F-28C	280C	F-28F	280F	280FX
-	28-16080-105	Dual Start Collective Control Installation	REF					X	X	X
-●	28-19155-2	. Collective Stick Elect/Mech Assembly Right Hand	REF					X	X	X
10	4167338-13	.. Placard	1					X	X	X
20	P1-90254	.. Switch Assembly	1					X	X	X
30	MS27718-21-1	.. Switch	1					X	X	X
40*	MS27718-22-1	.. Switch	1					X	X	X
50	ECD4060-21	.. Illuminated Panel	1					X	X	X
-	FIT-221V-1/8	.. Heat Shrink Tube	A/R					X	X	X
60	MS35214-15	.. Screw	2					X	X	X
70	90D030N-MOD-2	.. Plastic Washer	2					X	X	X
80	1684	.. Plug Shorty	2					X	X	X
90	28-16561-2	.. Collective Stick Assembly - Right Hand	1					X	X	X
100	MS24693-S50	... Screw	7					X	X	X
-	MS35206-225	... Screw	2					X	X	X
110	28-16568-2	... Conduit Weldment RH	1					X	X	X
120	4167327-19	... Switch Plate Cover	1					X	X	X
130	28-16565-11	... Switch Plate	1					X	X	X
140	4167325-21	... Housing	1					X	X	X
150	18DU12	... Bearing	2					X	X	X
160	4167241-11	... Foam Grip	1					X	X	X
170	4167323-19	... Torque Pin	1					X	X	X
180	4167323-15	... Grip	1					X	X	X
190	4167323-17	... Thrust Washer	1					X	X	X
200	4167323-11	... Thrust Washer	1					X	X	X
210	4167323-13	... Throttle Cap	1					X	X	X
220	28-16567-2	... Collective Stick Tube Assembly	1					X	X	X
230	28-16563-2	... Torque Tube Assembly	1					X	X	X
240▲	MS35206-244	... Screw	2					X	X	X

UNCONTROLLED COPY WHEN DOWNLOADED OR PRINTED

ENSTROM F-28/280 SERIES ILLUSTRATED PARTS CATALOG

- Effectivity F-28F S/N 833 and subsequent and 280FX S/N 2167 and subsequent. Retrofittable F-28F S/N 509 and subsequent and 280FX S/N 2001 and subsequent.
- * The aft landing light is an option on F-28F. If not included, replace switch with a 1684 plug shorty and bond in place with 732BL Sealant.
- ▲ Alternate fastener AN515-8R7.

UNCONTROLLED COPY WHEN DOWNLOADED OR PRINTED

ENSTROM F-28/280 SERIES ILLUSTRATED PARTS CATALOG

INTENTIONALLY LEFT BLANK

ENSTROM F-28/280 SERIES ILLUSTRATED PARTS CATALOG

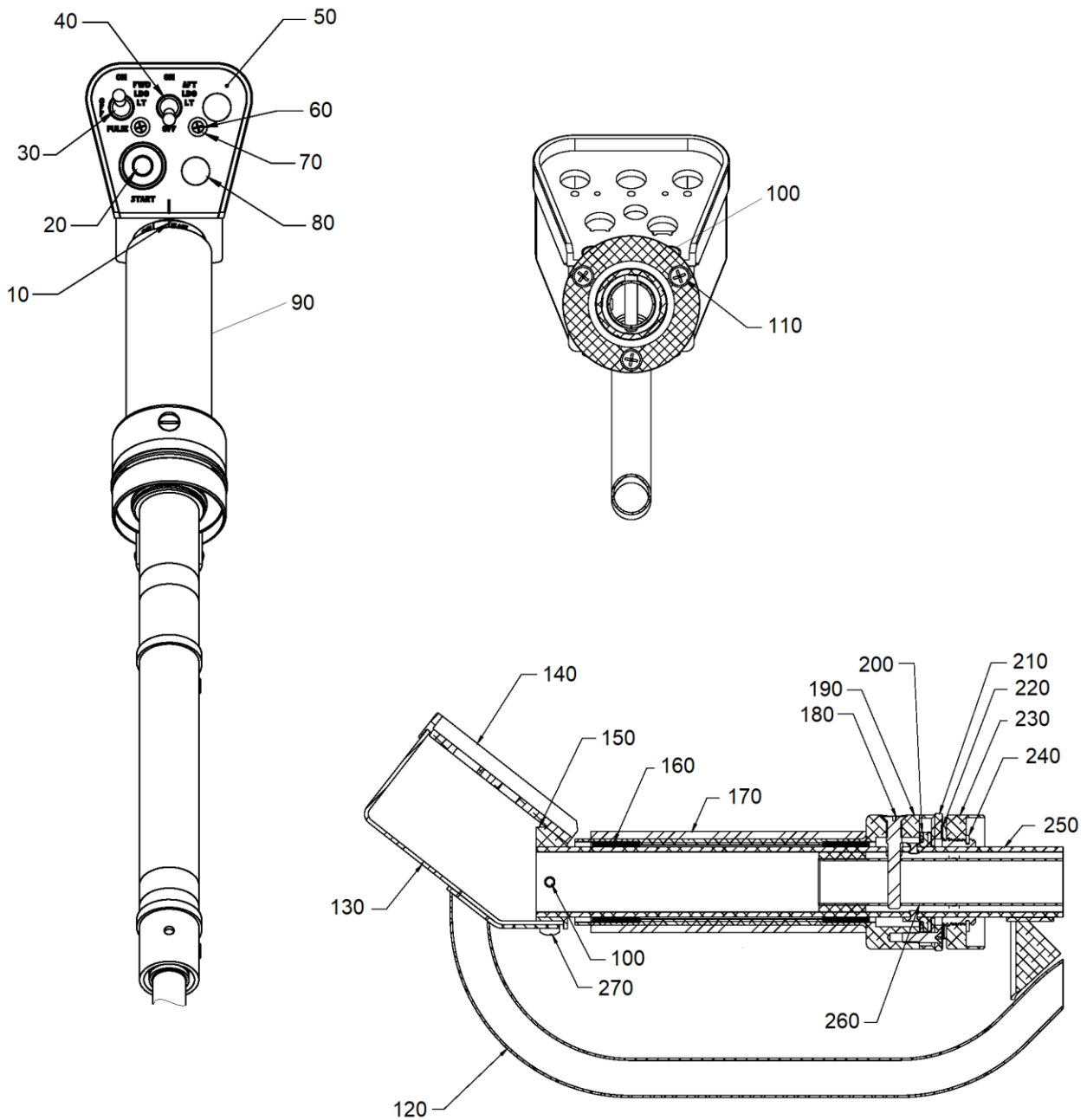


FIGURE 8-17. COLLECTIVE STICK ELECT/MECH ASSEMBLY, LEFT HAND (F-28F, 280F, 280FX)

ENSTROM F-28/280 SERIES ILLUSTRATED PARTS CATALOG

FIGURE 8-17. COLLECTIVE STICK ELECT/MECH ASSEMBLY, LEFT HAND (F-28F, 280F, 280FX)

ITEM NUMBER	PART NUMBER	DESCRIPTION	QTY PER ASSY	MODELS AFFECTED						
				F-28A	280	F-28C	280C	F-28F	280F	280FX
-	28-16080-105	Dual Start Collective Control Installation	REF					X	X	X
-●	28-19155-1	. Collective Stick Elect/Mech Assembly Left Hand	REF					X	X	X
10	4167338-13	.. Placard	1					X	X	X
20	P1-90254	.. Switch Assembly	1					X	X	X
30	MS27718-21-1	.. Switch	1					X	X	X
40*	MS27718-22-1	.. Switch	1					X	X	X
50	ECD4060-21	.. Illuminated Panel	1					X	X	X
-	FIT-221V-1/8	.. Heat Shrink Tube	A/R					X	X	X
60	MS35214-15	.. Screw	2					X	X	X
70	90D030N-MOD-2	.. Plastic Washer	2					X	X	X
80	1684	.. Plug Shorty	2					X	X	X
90	28-16561-1	.. Collective Stick Assembly - Left Hand	1					X	X	X
100	MS24693-S50	... Screw	4					X	X	X
110	MS24693-S51	... Screw	3					X	X	X
-	MS35206-225	... Screw	2					X	X	X
120	28-16568-1	... Conduit Weldment RH	1					X	X	X
130	4167327-19	... Switch Plate Cover	1					X	X	X
140	28-16565-11	... Switch Plate	1					X	X	X
150	4167325-21	... Housing	1					X	X	X
160	18DU12	... Bearing	2					X	X	X
170	4167241-11	... Foam Grip	1					X	X	X
180	4167323-19	... Torque Pin	1					X	X	X
190	4167323-15	... Grip	1					X	X	X
200	4167323-17	... Thrust Washer	1					X	X	X
210	28-16564-13	... Thrust Washer	1					X	X	X
220	W1819-020	... Wave Spring Washer	1					X	X	X
230	28-16564-15	... Friction Nut	1					X	X	X
240	SH-131	... Retaining Ring - External	1					X	X	X
250	28-16567-1	... Collective Stick Tube Assembly	1					X	X	X

UNCONTROLLED COPY WHEN DOWNLOADED OR PRINTED

ENSTROM F-28/280 SERIES ILLUSTRATED PARTS CATALOG

FIGURE 8-17. COLLECTIVE STICK ELECT/MECH ASSEMBLY, LEFT HAND (F-28F, 280F, 280FX)

ITEM NUMBER	PART NUMBER	DESCRIPTION	QTY PER ASSY	MODELS AFFECTED						
				F-28A	280	F-28C	280C	F-28F	280F	280FX
260	28-16563-1	. . . Torque Tube Assembly	1					X	X	X
270▲	MS35206-244	. . . Screw	2					X	X	X

- Effectivity F-28F S/N 833 and subsequent and 280FX S/N 2167 and subsequent. Retrofittable F-28F S/N 509 and subsequent and 280FX S/N 2001 and subsequent.
- * The aft landing light is an option on F-28F. If not included, replace switch with a 1684 plug shorty and bond in place with 732BL Sealant.
- ▲ Alternate fastener AN515-8R7.

ENSTROM F-28/280 SERIES ILLUSTRATED PARTS CATALOG

INTENTIONALLY LEFT BLANK

ENSTROM F-28/280 SERIES ILLUSTRATED PARTS CATALOG

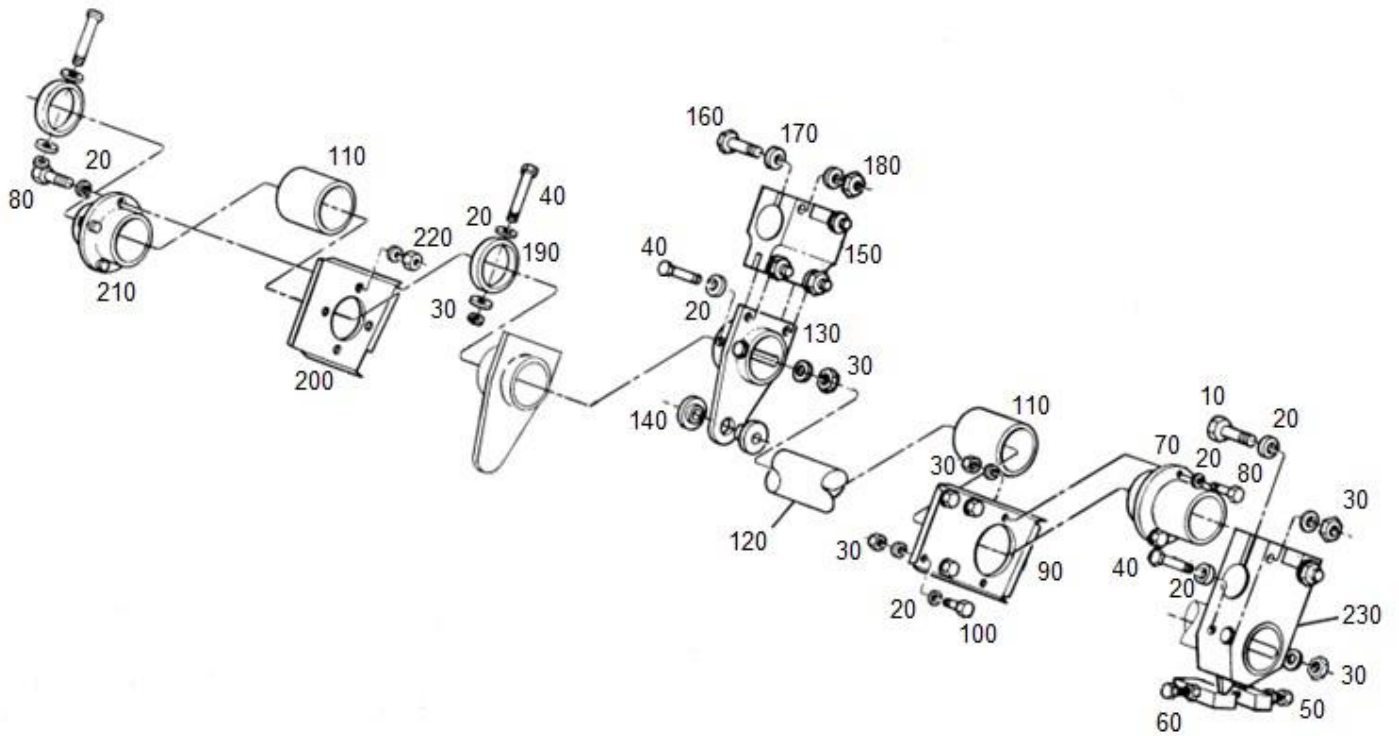


FIGURE 8-18. COLLECTIVE CONTROL SYSTEM TORQUE SHAFT ASSEMBLY (F-28A, 280)

UNCONTROLLED COPY WHEN DOWNLOADED OR PRINTED

ENSTROM F-28/280 SERIES ILLUSTRATED PARTS CATALOG

FIGURE 8-18. COLLECTIVE CONTROL SYSTEM TORQUE SHAFT ASSEMBLY (F-28A, 280)

ITEM NUMBER	PART NUMBER	DESCRIPTION	QTY PER ASSY	MODELS AFFECTED							
				F-28A	280	F-28C	280C	F-28F	280F	280FX	
–	28-16200	Installation - Collective Controls - (Stick to Swash Plate) Main Rotor System	REF	X	X						
10	NAS6603-22	. Bolt	2	X	X						
10	AN3-16A	. Bolt (Superseded by NAS6603-22)	2	X	X						
20	NAS1149F0332P	. Washer	30	X	X						
20	AN960-10L	. Washer (Alternate)	30	X	X						
30	MS20364-1032	. Nut	14	X	X						
30	AN364-1032	. Nut (Alternate)	14	X	X						
40	NAS6603-32	. Bolt	6	X	X						
40	AN3-23A	. Bolt (Superseded by NAS6603-32)	6	X	X						
50	28-16200-4	. Bolt	1	X	X						
60	AN316-4R	. Check Nut	2	X	X						
70	28-16162-1	. Bearing Housing	1	X	X						
80	NAS66032	. Bolt	6	X	X						
80	AN3-4A	. Bolt (Superseded by NAS66032)	6	X	X						
90	28-16216-3	. Bearing Housing Assembly	1	X	X						
100	NAS6603-1	. Bolt	4	X	X						
100	AN3-3A	. Bolt (Superseded by NAS6603-1)	4	X	X						
110	28-DU-24	. Bearing	2	X	X						
120	28-16204-1	. Torque Tube	1	X							
–120A	280-162000-11	. Torque Tube	1		X						
130	28-16181	. Bellcrank	1	X	X						
140	28-16156-1	. Bushing	2	X	X						
150	28-16182	. Clamp	1	X	X						
160	NAS6604-17	. Bolt	4	X	X						
160	AN4-14A	. Bolt (Superseded by NAS6604-17)	4	X	X						
170	NAS1149F0432P	. Washer	8	X	X						
170	AN960-416L	. Washer (Alternate)	8	X	X						
180	MS20364-428	. Nut	4	X	X						
180	AN364-428	. Nut (Alternate)	4	X	X						

UNCONTROLLED COPY WHEN DOWNLOADED OR PRINTED

ENSTROM F-28/280 SERIES ILLUSTRATED PARTS CATALOG

FIGURE 8-18. COLLECTIVE CONTROL SYSTEM TORQUE SHAFT ASSEMBLY (F-28A, 280)

ITEM NUMBER	PART NUMBER	DESCRIPTION	QTY PER ASSY	MODELS AFFECTED						
				F-28A	280	F-28C	280C	F-28F	280F	280FX
190	28-16214-1	. Sleeve	2	X	X					
200	28-11388-1	. Stiffener	1	X	X					
210	28-16180-1	. Bearing Housing	1	X	X					
220	MS20365-1032	. Nut	2	X	X					
220	AN365-1032	. Nut (Alternate)	2	X	X					
230	28-16163	. Clamp	1	X						

ENSTROM F-28/280 SERIES ILLUSTRATED PARTS CATALOG

INTENTIONALLY LEFT BLANK

ENSTROM F-28/280 SERIES ILLUSTRATED PARTS CATALOG

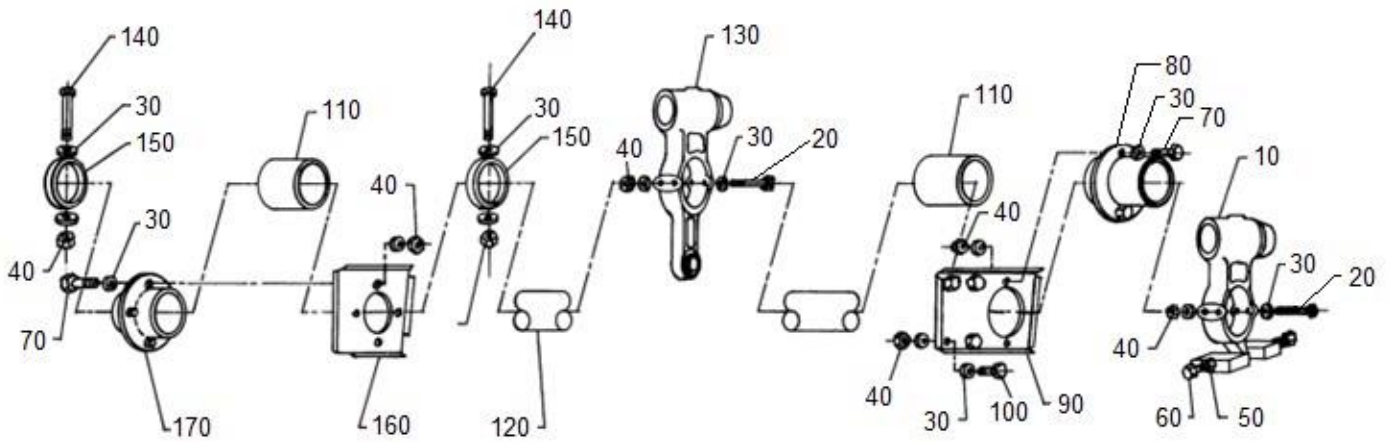


FIGURE 8-19. COLLECTIVE CONTROL SYSTEM TORQUE SHAFT ASSEMBLY
(F-28A, 280, F-28C, 280C)

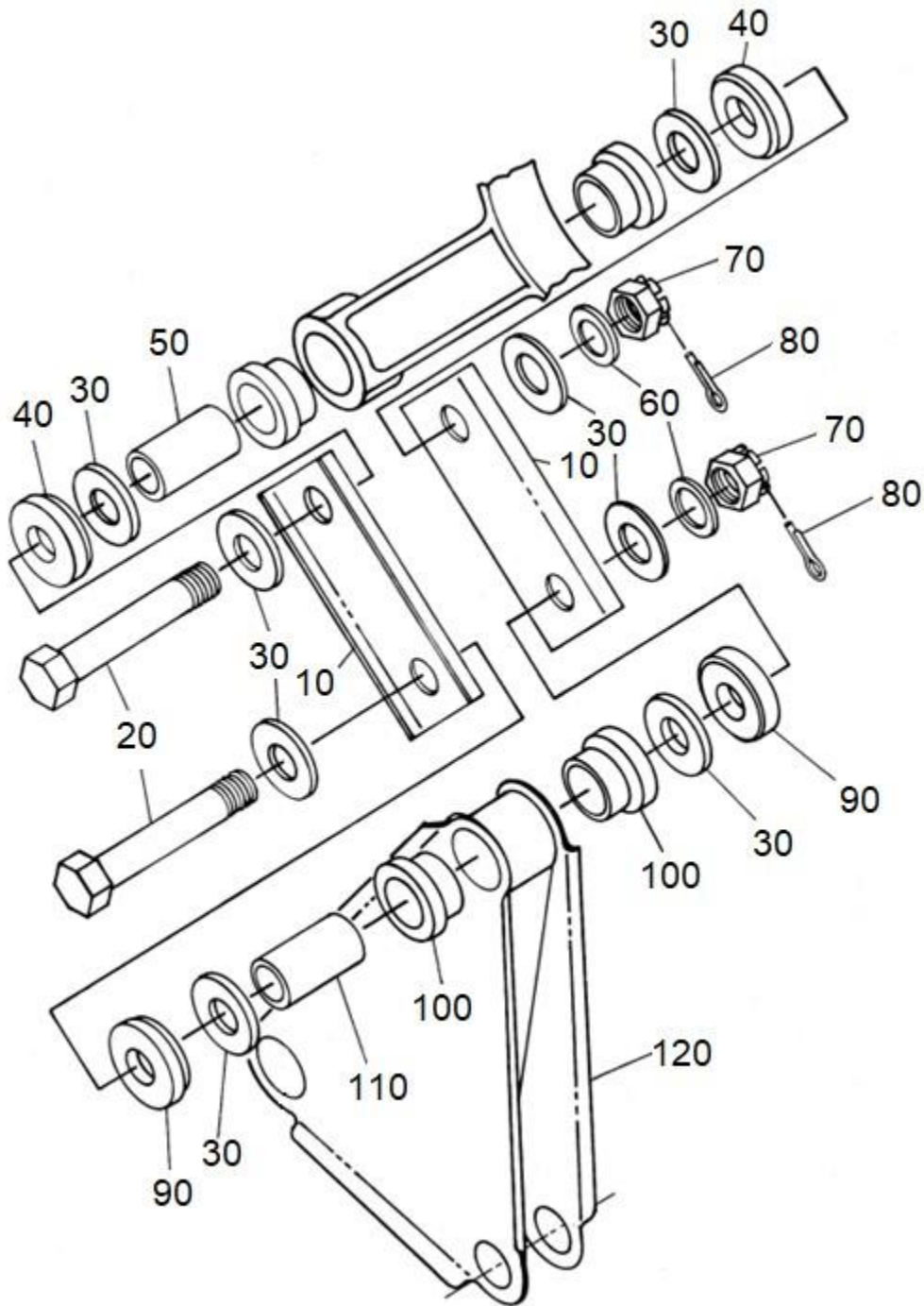
ENSTROM F-28/280 SERIES ILLUSTRATED PARTS CATALOG

FIGURE 8-19. COLLECTIVE CONTROL SYSTEM TORQUE SHAFT ASSEMBLY
(F-28A, 280, F-28C, 280C)

ITEM NUMBER	PART NUMBER	DESCRIPTION	QTY PER ASSY	MODELS AFFECTED						
				F-28A	280	F-28C	280C	F-28F	280F	280FX
–	28-16023-4	Installation Collective Controls Main Rotor System	REF	X	X	X	X			
10	28-16186-3	. Socket	1	X	X	X	X			
10	28-16186-1	. Socket (Replaced by 28-16186-3)	1	X	X	X	X			
20	NAS6603-34	. Bolt	4	X	X	X	X			
20	AN3-24A	. Bolt (Superseded by NAS6603-34)	4	X	X	X	X			
30	NAS1149F0332P	. Washer	32	X	X	X	X			
30	AN960-10L	. Washer (Alternate)	32	X	X	X	X			
40	MS21083N3	. Nut	16	X	X	X	X			
40	AN364-1032A	. Nut (Superseded by MS21083N3)	16	X	X	X	X			
50	AN316-4R	. Check Nut	2	X	X	X	X			
60	28-16200-4	. Bolt	2	X	X	X	X			
70	NAS66032	. Bolt	6	X	X	X	X			
70	AN3-4A	. Bolt (Superseded by NAS66032)	6	X	X	X	X			
80	28-16162-1	. Bearing Housing	1	X	X	X	X			
90	28-16216-3	. Bracket	1	X	X	X	X			
100	NAS6603-1	. Bolt	4	X	X	X	X			
100	AN3-3A	. Bolt (Superseded by NAS6603-1)	4	X	X	X	X			
110	28-DU-24	. Bearing	2	X	X	X	X			
120	28-16204-1	. Torque Tube	1	X		X				
–120A	280-162000-11	. Torque Tube	1		X		X			
130	28-16029-1	. Bellcrank	1	X	X	X	X			
140	NAS6603-32	. Bolt	2	X	X	X	X			
140	AN3-23A	. Bolt (Superseded by NAS6603-32)	2	X	X	X	X			
150	28-16214-1	. Sleeve	2	X	X	X	X			
160	28-11388-1	. Stiffener	1	X	X	X	X			
170	28-16180-1	. Bearing Housing	1	X	X	X	X			

UNCONTROLLED COPY WHEN DOWNLOADED OR PRINTED

ENSTROM F-28/280 SERIES ILLUSTRATED PARTS CATALOG

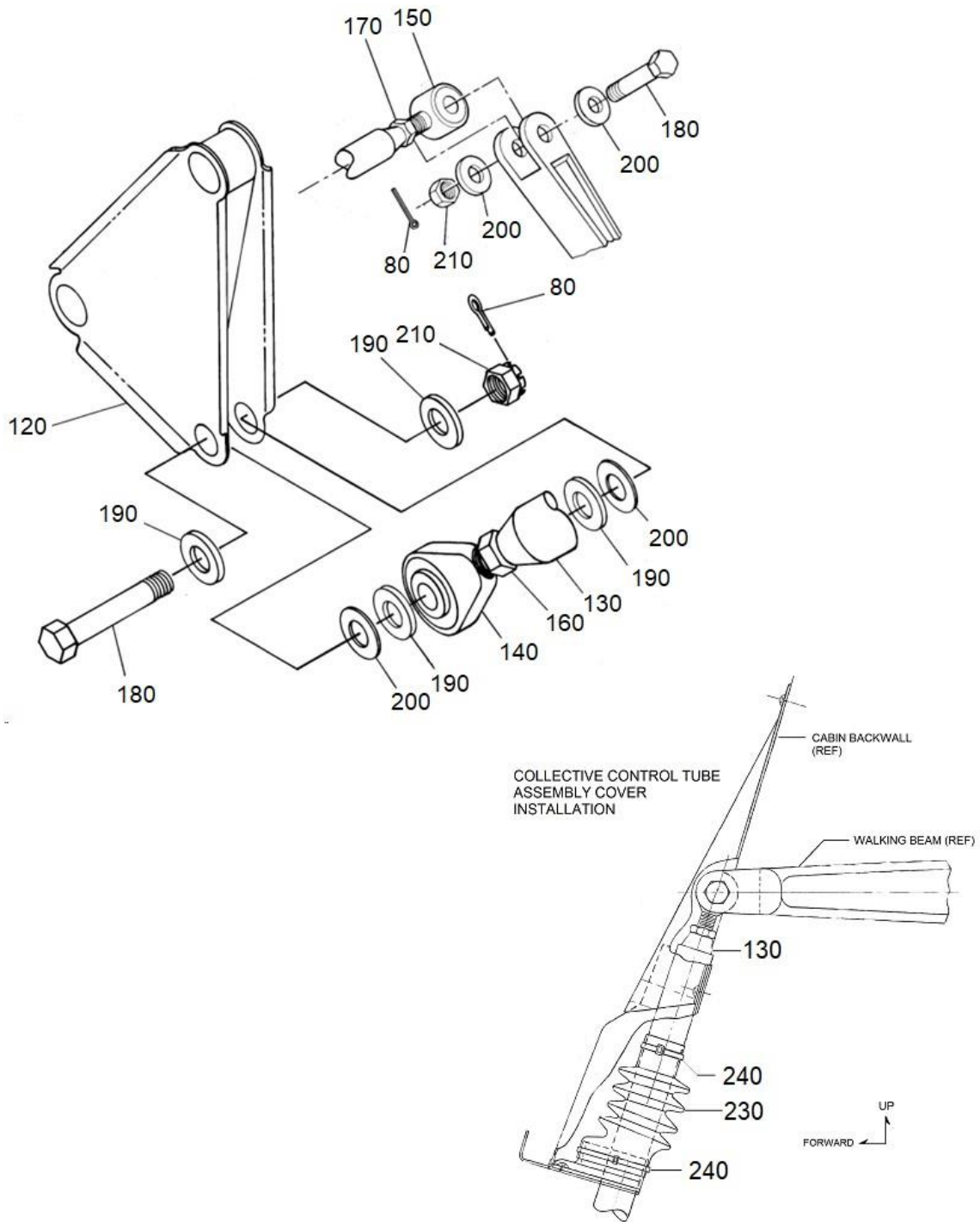


Sheet 1 of 3

FIGURE 8-20. COLLECTIVE CONTROL REVERSING BELLCRANK, PUSH-PULL ROD ATTACHMENT, AND BELLCRANK PIVOT

UNCONTROLLED COPY WHEN DOWNLOADED OR PRINTED

ENSTROM F-28/280 SERIES ILLUSTRATED PARTS CATALOG

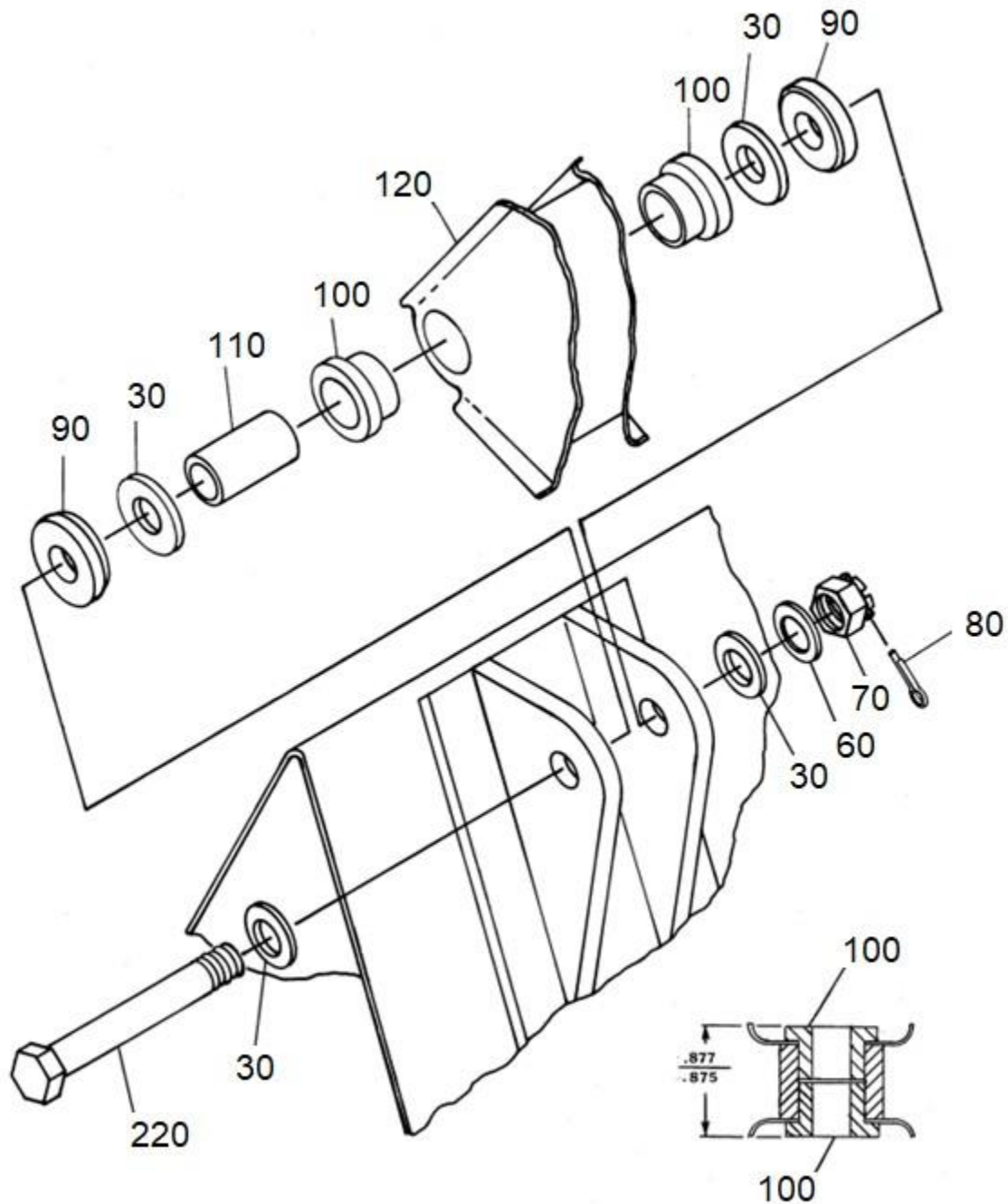


Sheet 2 of 3

FIGURE 8-20. COLLECTIVE CONTROL REVERSING BELLCRANK, PUSH-PULL ROD ATTACHMENT, AND BELLCRANK PIVOT

UNCONTROLLED COPY WHEN DOWNLOADED OR PRINTED

ENSTROM F-28/280 SERIES ILLUSTRATED PARTS CATALOG



Sheet 3 of 3

FIGURE 8-20. COLLECTIVE CONTROL REVERSING BELLCRANK, PUSH-PULL ROD ATTACHMENT, AND BELLCRANK PIVOT

UNCONTROLLED COPY WHEN DOWNLOADED OR PRINTED

ENSTROM F-28/280 SERIES ILLUSTRATED PARTS CATALOG

FIGURE 8-20. COLLECTIVE CONTROL REVERSING BELLCRANK, PUSH-PULL ROD ATTACHMENT, AND BELLCRANK PIVOT

ITEM NUMBER	PART NUMBER	DESCRIPTION	QTY PER ASSY	MODELS AFFECTED						
				F-28A	280	F-28C	280C	F-28F	280F	280FX
-	28-16200	Installation - Collective Controls - (Stick to Swash Plate) Main Rotor System	REF	X	X	X	X			
-	28-16023	Installation Collective Controls Main Rotor System	REF			X	X			
-	28-16080	Collective Control Installation	REF					X	X	X
10	28-16208-1	. Link	2	X	X	X	X	X	X	X
20	NAS6604D23	. Bolt	2	X	X	X	X	X	X	X
20	AN4-17	. Bolt (Superseded by NAS6604D23)	2	X	X	X	X	X	X	X
30	ECD050-11	. Washer	10	X	X	X	X	X	X	X
30	1/4 Harper	. Washer (Alternate)	10	X	X	X	X	X	X	X
40	28-16211-1	. Spacer	2	X	X	X	X	X	X	X
50	28-16157-3	. Spacer	1	X	X	X	X	X	X	X
60	NAS1149F0463P	. Washer	3	X	X	X	X	X	X	X
60	AN960-416	. Washer (Alternate)	3	X	X	X	X	X	X	X
70	MS17825-4	. Nut	3	X	X	X	X	X	X	X
70	F12NE-4753-048	. Nut (Superseded by MS17825-4)	3	X	X	X	X	X	X	X
80	MS24665-151	. Cotter Pin	4	X	X	X	X	X	X	X
80	AN381-2-8	. Cotter Pin (Superseded by MS24665-151)	4	X	X	X	X	X	X	X
90	28-16210-4	. Spacer	4	X	X	X	X	X	X	X
100	28-16156-1	. Bearing	4	X	X	X	X	X	X	X
110	28-16202-1	. Spacer	2	X	X	X	X	X	X	X
120	28-16189-1	. Bellcrank	1	X	X	X	X	X	X	X
130	28-16179-1	. Push Rod	1	X	X					
-130A	28-16179-2	. Push Rod				X	X	X	X	X
140	HMLVV-5	. Rod End	1	X	X	X	X	X	X	X
150	HMVV5	. Rod End	1	X	X	X	X	X	X	X
160	AN316-5L	. Check Nut	1	X	X	X	X	X	X	X
170	AN316-5R	. Check Nut	1	X	X	X	X	X	X	X
180	NAS6605D11	. Bolt	2	X	X	X	X	X	X	X

UNCONTROLLED COPY WHEN DOWNLOADED OR PRINTED

ENSTROM F-28/280 SERIES ILLUSTRATED PARTS CATALOG

FIGURE 8-20. COLLECTIVE CONTROL REVERSING BELLCRANK, PUSH-PULL ROD ATTACHMENT, AND BELLCRANK PIVOT

ITEM NUMBER	PART NUMBER	DESCRIPTION	QTY PER ASSY	MODELS AFFECTED						
				F-28A	280	F-28C	280C	F-28F	280F	280FX
180	AN5-11	. Bolt (Superseded by NAS6605D11)	2	X	X	X	X	X	X	X
190	NAS1149F0563P	. Washer	4	X	X	X	X	X	X	X
190	AN960-516	. Washer (Alternate)	4	X	X	X	X	X	X	X
200	NAS1149F0532P	. Washer	4	X	X	X	X	X	X	X
200	AN960-516L	. Washer (Alternate)	4	X	X	X	X	X	X	X
210	MS17825-5	. Nut	2	X	X	X	X	X	X	X
210	F12NE-4753-054	. Nut (Superseded by MS17825-5)	2	X	X	X	X	X	X	X
220	NAS6604D25	. Bolt	1	X	X	X	X	X	X	X
220	AN4-20	. Bolt (Superseded by NAS6604D25)	1	X	X	X	X	X	X	X
230	LDF-5-157	. Boot	1	X	X	X	X	X	X	X
240	SST25-MP	. Cable Tie	4	X	X	X	X	X	X	X

ENSTROM F-28/280 SERIES ILLUSTRATED PARTS CATALOG

INTENTIONALLY LEFT BLANK

ENSTROM F-28/280 SERIES ILLUSTRATED PARTS CATALOG

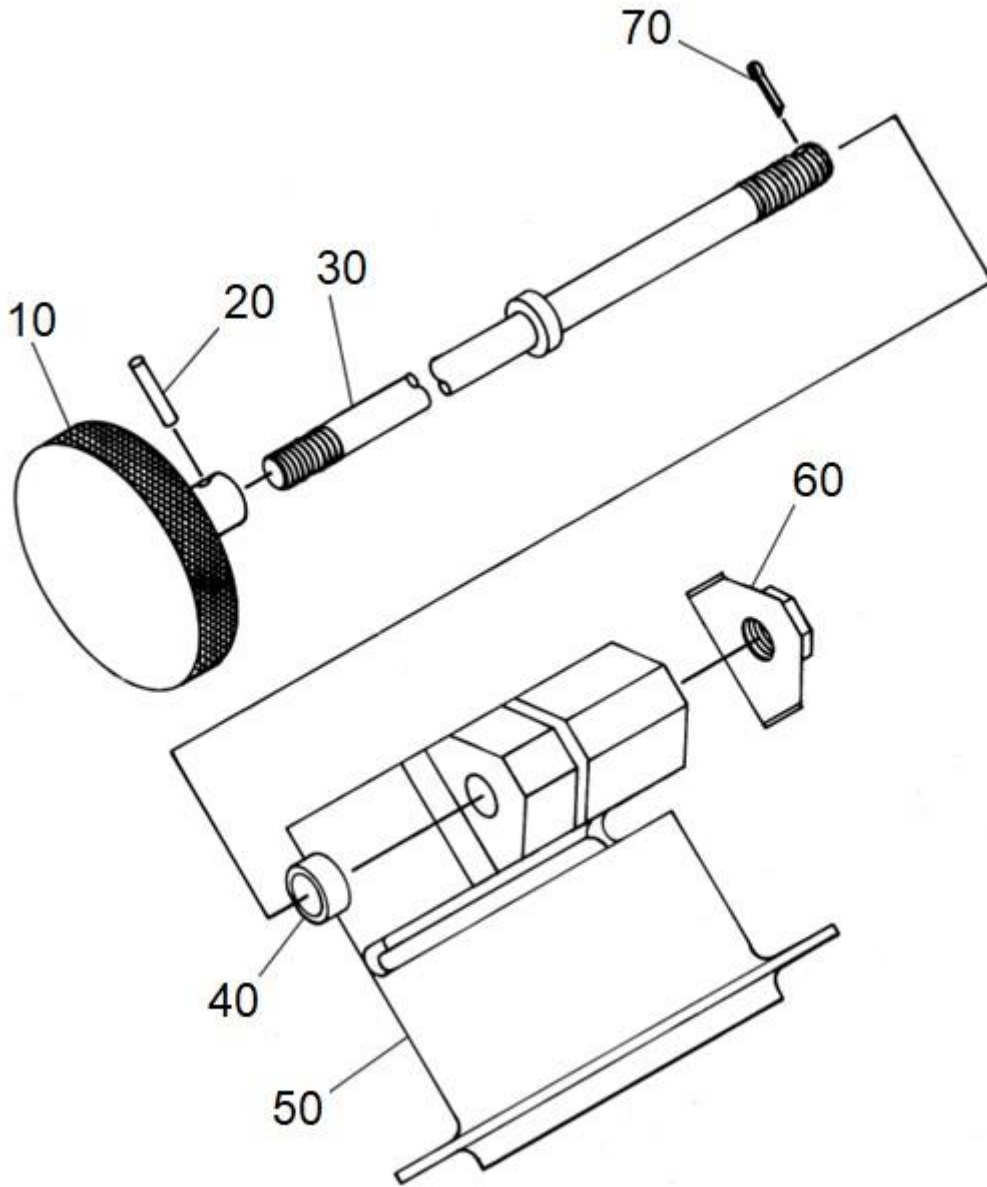


FIGURE 8-21. COLLECTIVE STICK FRICTION CONTROL

ENSTROM F-28/280 SERIES ILLUSTRATED PARTS CATALOG

FIGURE 8-21. COLLECTIVE STICK FRICTION CONTROL

ITEM NUMBER	PART NUMBER	DESCRIPTION	QTY PER ASSY	MODELS AFFECTED						
				F-28A	280	F-28C	280C	F-28F	280F	280FX
10	29550	. Knob	1	X	X	X	X	X	X	X
20	MS16562-213	. Roll Pin	1	X	X	X	X	X	X	X
30	28-16227-1	. Rod	1	X	X	X	X	X	X	X
40	28-16276-1	. Spacer	1	X	X	X	X	X	X	X
50	28-16162-1	. Bearing Housing	1	X	X					
-50A	28-16083-1	. Bearing Housing	1			X	X	X	X	X
60	28-16275-1	. Nut Clip	1	X	X	X	X	X	X	X
70	MS24665-151	. Cotter Pin	1	X	X	X	X	X	X	X
70	AN381-2-8	. Cotter Pin (Superseded by MS24665-151)	1	X	X	X	X	X	X	X

UNCONTROLLED COPY WHEN DOWNLOADED OR PRINTED

ENSTROM F-28/280 SERIES ILLUSTRATED PARTS CATALOG

SECTION 9

FURNISHINGS

TABLE OF CONTENTS

	Cover Page	9-1
	Table of Contents	9-1
9-1	Cabin Seat Assembly	9-2
9-2	Cabin Furnishings (Non-Production Models)	9-5
9-3	Cabin Furnishings and Fire Extinguisher	9-8
9-4	280F/FX Cabin Furnishings	9-13
9-5	Cabin Furnishings – Passenger Restraint System	9-18

UNCONTROLLED COPY WHEN DOWNLOADED OR PRINTED

ENSTROM F-28/280 SERIES ILLUSTRATED PARTS CATALOG

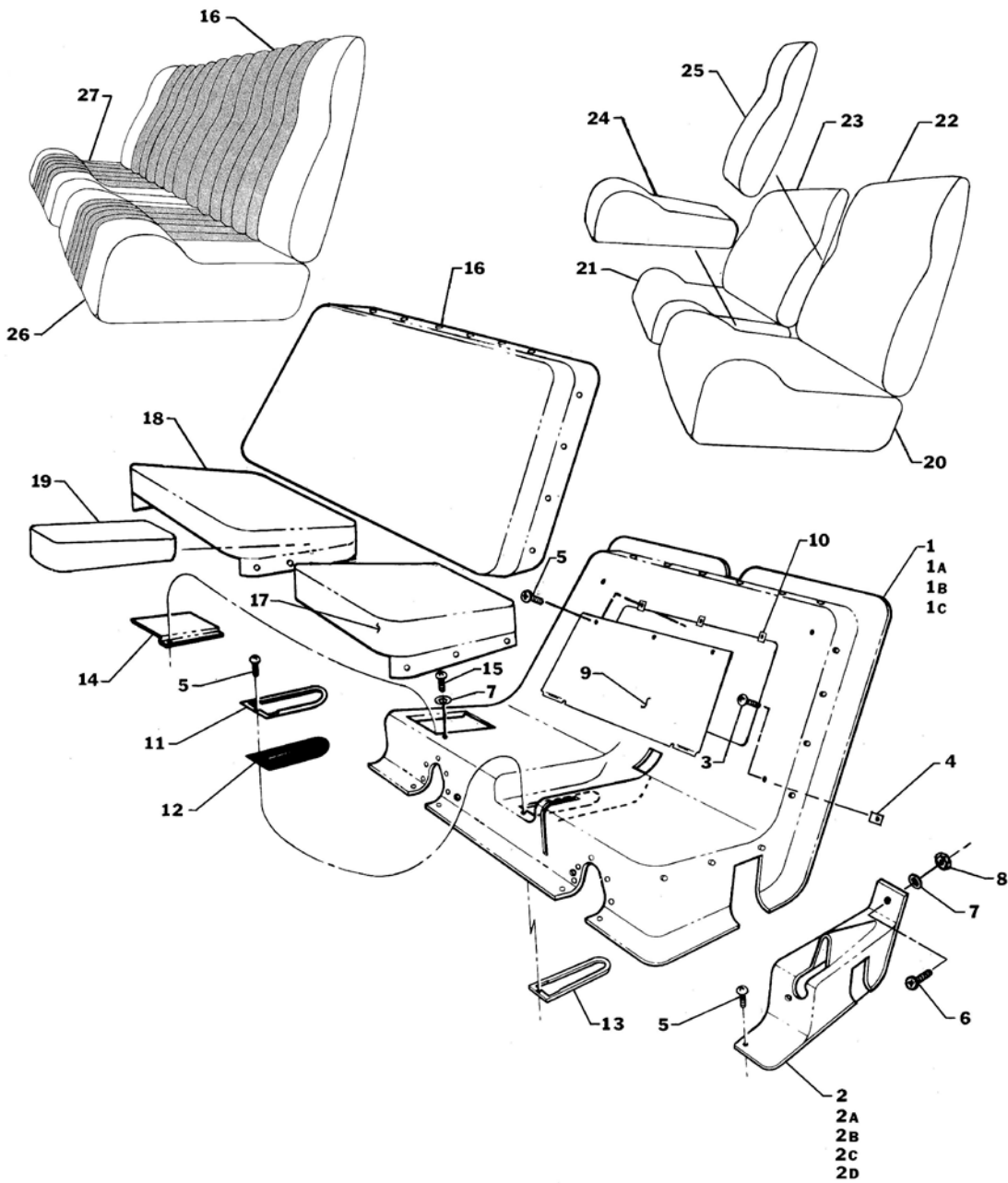


FIGURE 9-1. CABIN SEAT ASSEMBLY

ENSTROM F-28/280 SERIES ILLUSTRATED PARTS CATALOG

FIGURE 9-1. CABIN SEAT ASSEMBLY

ITEM NUMBER	PART NUMBER	DESCRIPTION	QTY PER ASSY	MODELS AFFECTED						
				F-28A	280	F-28C	280C	F-28F	280F	280FX
1	28-11303-1	Seat Structure Cover	1	X		X				
1A	28-11303-5	Seat Structure Cover	1					X		
1B	280-113033-1	Seat Structure Cover	1		X		X			
1C	280-113033-3	Seat Structure Cover	1						X	X
2	28-113040-11	Collective Shroud	1	X		X				
2A	28-113040-13	Collective Shroud	1		X		X			
2BΔ	28-16070-103	Collective Shroud Assembly (See Figure 9-4)	REF							X
2B	28-16070-101	Collective Shroud Assembly (S/S by 28-16070-103, See Figure 9-4)	REF							X
2B*	28-16070-7	Collective Shroud Assembly (S/S by 28-16070-101, See Figure 9-4)	1				X		X	X
2C	28-16070-9	Collective Shroud Assembly (See Figure 9-3)	1					X		
2C**	28-16070-5	Collective Shroud Assembly (S/S by 28-16070-9, See Figure 9-3)	1			X		X		
2D***	28-16099-1	Collective Shroud	1					X		
3	AN530-8R8	Screw	5	X	X	X	X	X	X	X
4	A1787-8Z-1	Nut - Tinnerman	5	X	X	X	X	X	X	X
5	6x1/2	Screw Truss Head	AR	X	X	X	X	X	X	X
6	AN526-832R8	Screw	AR	X	X	X	X	X	X	X
7	AN960-8L	Washer	AR	X	X	X	X	X	X	X
8	AN340-8	Nut	1	X	X	X	X			
9	28-113042-11	Access Door	1	X	X	X	X	X	X	X
10	A1784-6Z-1	Nut - Tinnerman	3	X	X	X	X	X	X	X
11	28-11430-1	Plate - Seat	1	X	X	X	X	X	X	X
12	28-11303-4	Boot - Neoprene	1	X	X	X	X	X	X	X
13	28-11431-1	Doubler	1	X	X	X	X	X	X	X
14	28-113069-1	Access Plate	1	X	X	X	X	X	X	X
15	8x1/2	Screw - Truss Head	2	X	X	X	X	X	X	X
16●	28-11600-5	Back Cushion	1	X	X	X	X	X	X	
17●	28-11600-3	Pilot Seat Cushion	1	X	X	X	X	X	X	

ENSTROM F-28/280 SERIES ILLUSTRATED PARTS CATALOG

FIGURE 9-1. CABIN SEAT ASSEMBLY

ITEM NUMBER	PART NUMBER	DESCRIPTION	QTY PER ASSY	MODELS AFFECTED						
				F-28A	280	F-28C	280C	F-28F	280F	280FX
18●	28-11600-4	Co-Pilot Seat Cushion	1	X	X	X	X	X	X	
19●	28-11600-8	Center Cushion	1	X	X	X	X	X	X	
20	28-116004-3	Pilot Seat Cushion	1					X		X
21	28-116005-1	Copilot Seat Cushion	1					X		X
22	28-116006-1	Pilot Back Cushion	1					X		X
23	28-116007-1	Co-Pilot Back Cushion	1					X		X
24	28-116008-1	Center Seat Cushion	1					X		X
25	28-116009-1	Center Back Cushion	1					X		X
26	28-11600-20	Pilot Seat Cushion	1	X	X	X	X	X	X	
27	28-11600-21	Co-Pilot Seat Cushion	1	X	X	X	X	X	X	

* With Correlator installation.

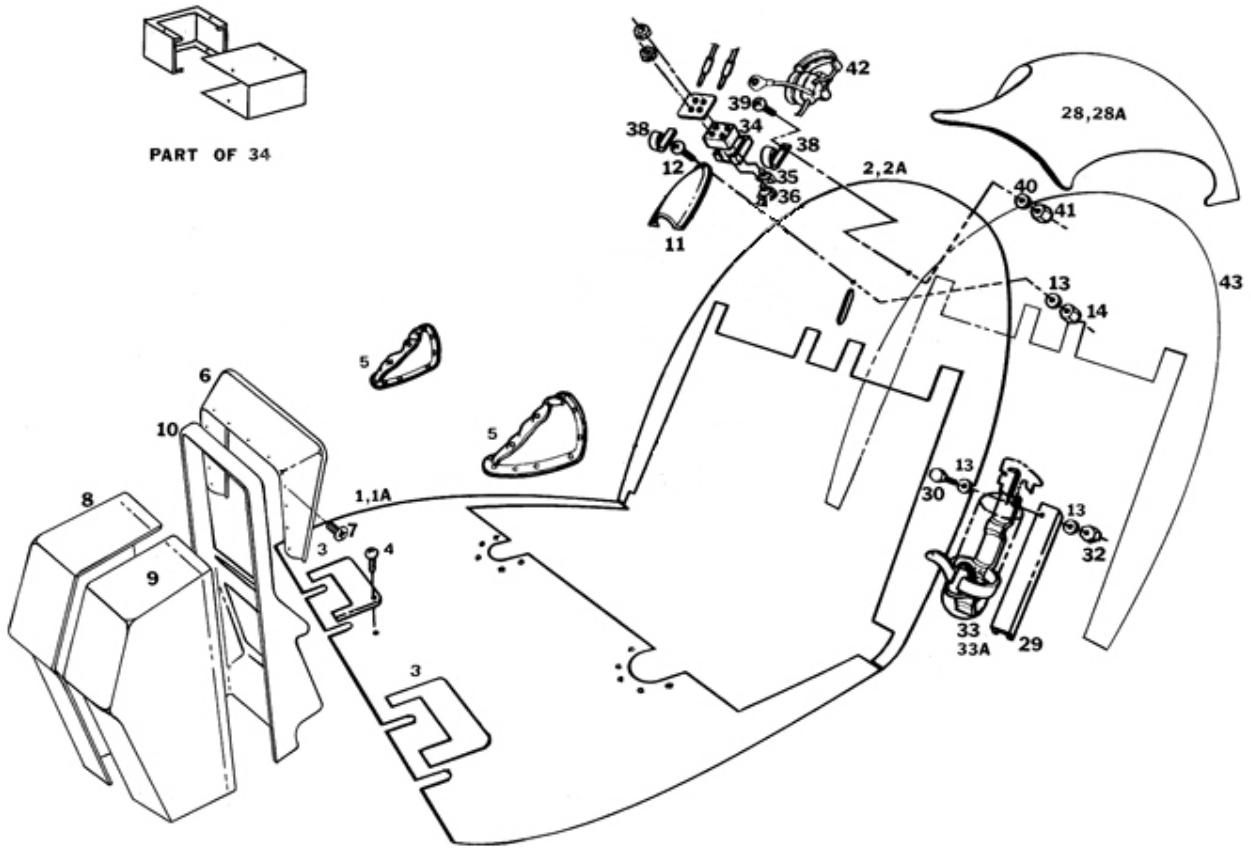
** Later F Models.

*** Early F-28F Models.

● Obsolete

Δ S/N 2167 and subsequent.

ENSTROM F-28/280 SERIES ILLUSTRATED PARTS CATALOG



F-28A/C: All S/N

280/C: All S/N

NOTE: Refer to Figure 9-5 for restraint system parts.

FIGURE 9-2. CABIN FURNISHINGS (NON-PRODUCTION MODELS)

ENSTROM F-28/280 SERIES ILLUSTRATED PARTS CATALOG

FIGURE 9-2. CABIN FURNISHINGS (NON-PRODUCTION MODELS)

ITEM NUMBER	PART NUMBER	DESCRIPTION	QTY PER ASSY	MODELS AFFECTED						
				F-28A	280	F-28C	280C	F-28F	280F	280FX
1	28-11600-13	. Carpet	1		X		X			
1A	28-11600-7	. Carpet	1	X		X				
2	28-11600-17	. Back Padding	1		X		X			
2A	28-11600-6	. Back Padding	1	X		X				
3	28-11603-1	. Scuff Plate	2	X	X	X	X			
4	6x1/2	. . Screw Truss Head	12	X	X	X	X			
5	28-11395-1	. Cyclic Boots	2	X	X	X	X			
6	280-180006-1	. Console Hood Assembly	1		X	X	X			
7	8x3/4	. . Screw Truss Head	20	X	X	X	X			
8	280-180001-12	. Console Side Cover RH	1	X	X	X	X			
9	280-180001-11	. Console Side Cover LH	1	X	X	X	X			
10	280-180001-13	. Console Front Cover	1	X	X	X	X			
11	28-11404-1	. Collective Housing	1	X	X	X	X			
12	AN526-832R8	. . Screw	3	X	X	X	X			
13	AN960-8L	. . Washer	11	X	X	X	X			
14	AN340-8	. . Nut	3	X	X	X	X			
28	28-11600-19	. Headliner	1		X		X			
28A	28-11600-9	. Headliner	1	X		X				
29	28-22101-1	. Backing Plate	1	X	X	X	X			
30*	AN525-832R10	. . Screw	4	X	X	X	X			
32*	AN364-832A	. . Nut	4	X	X	X	X			
33	SY-0211	. Fire Extinguisher	1	X	X	X	X			
33A**	C352TS	. Fire Extinguisher	1	X	X	X	X			
33A*	GH2 1/2	. Fire Extinguisher (Superseded by C352TS)	1	X	X	X	X			

ENSTROM F-28/280 SERIES ILLUSTRATED PARTS CATALOG

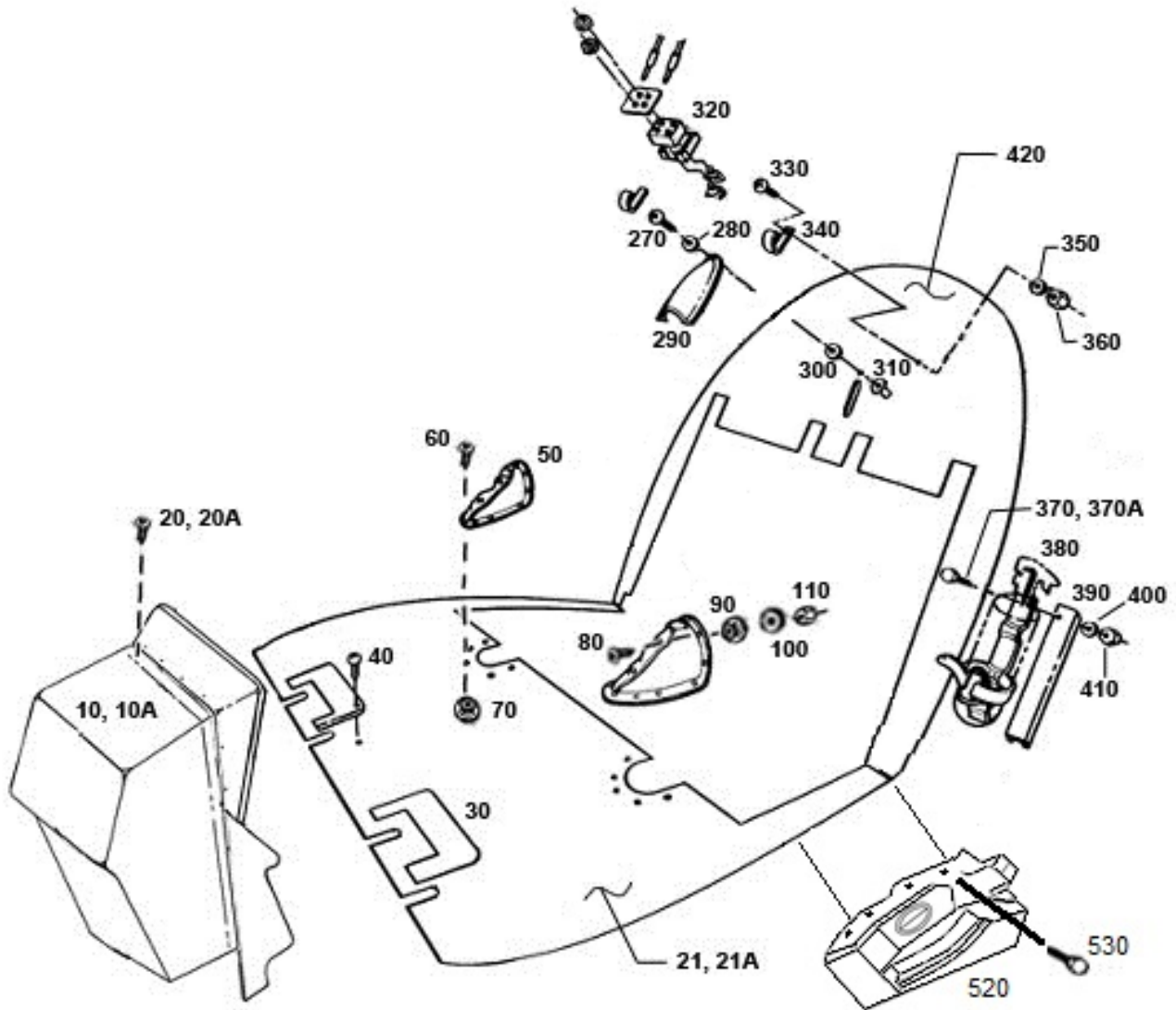
FIGURE 9-2. CABIN FURNISHINGS (NON-PRODUCTION MODELS)

ITEM NUMBER	PART NUMBER	DESCRIPTION	QTY PER ASSY	MODELS AFFECTED						
				F-28A	280	F-28C	280C	F-28F	280F	280FX
34	28-22199-1	. Jack Box Assembly	1	X	X	X	X			
35	12B	. 1/4" Jack	2	X	X	X	X			
36	S-12B	. 3/16" Jack	2	X	X	X	X			
37	28-22117-3	. Jack Box Retainer	1	X	X	X	X			
38	28-22102-1	. Headset Hook	2	X	X	X	X			
39	AN526-632R10	. . Screw	4	X	X	X	X			
40	AN960-6L	. . Washer	4	X	X	X	X			
41	AN364-632A	. . Nut	4	X	X	X	X			
42	MRB-2400	. Headset	AR	X	X	X	X			
43	28-11504-1	. Soundproofing Instl.	AR	X	X	X	X			

* Preferred fire extinguisher double mounting hardware

** Effectivity F-28F S/N 831 and 280FX S/N 2146.

ENSTROM F-28/280 SERIES ILLUSTRATED PARTS CATALOG

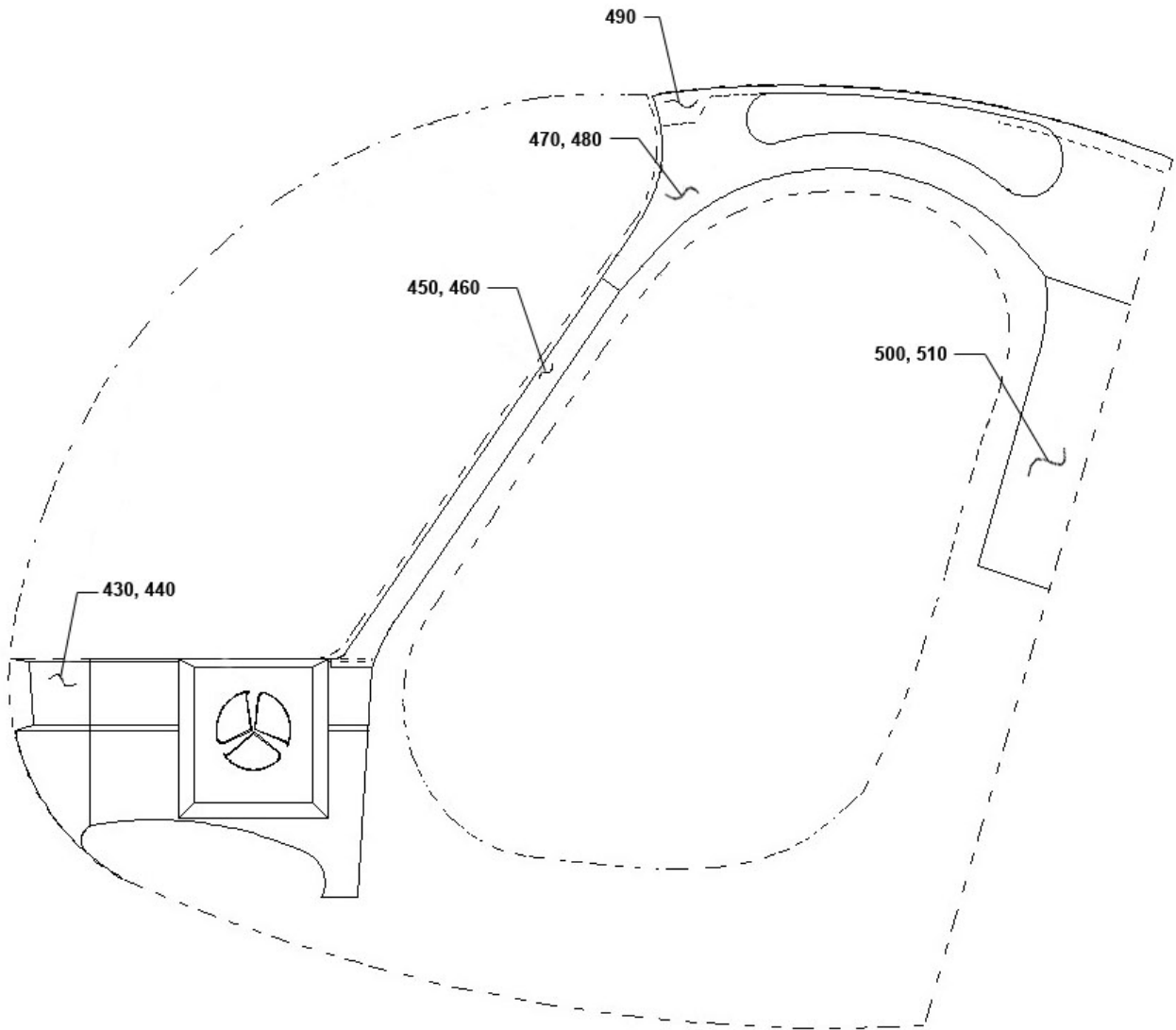


F-28A/C/F/280/C/F/FX (where noted): All S/N
NOTE: Refer to Figure 9-5 for restraint system parts.

Sheet 1 of 2

FIGURE 9-3. CABIN FURNISHINGS AND FIRE EXTINGUISHER

ENSTROM F-28/280 SERIES ILLUSTRATED PARTS CATALOG



I

F-28A/C/F/280/C/F/FX (where noted): All S/N

Sheet 2 of 2

FIGURE 9-3. CABIN FURNISHINGS AND FIRE EXTINGUISHER

ENSTROM F-28/280 SERIES ILLUSTRATED PARTS CATALOG

FIGURE 9-3. CABIN FURNISHINGS AND FIRE EXTINGUISHER

ITEM NUMBER	PART NUMBER	DESCRIPTION	QTY PER ASSY	MODELS AFFECTED						
				F-28A	280	F-28C	280C	F-28F	280F	280FX
-	28-11626	Interior and Trim Instal. F-28F	REF					X		
10	28-18166-1	. Hood Console Assy. (Wide)	1					X		
-	28-18158-1	. . Hood Assy. (Wide)	1					X		
-	28-18159-11	. . Instrument Face Panel (Wide)	1					X		
-	28-18161-11	. . Radio/Switch Panel (Wide)	1					X		
- ΔΔ	28-18162-17	. . Side Panel (L.H.)	1					X		
-	28-18162-15	. . Side Panel (L.H.) (Alternate, 3.50 in. wide cutout)	1					X		
-	28-18162-13	. . Side Panel (L.H.) (Alternate, 2.50 in. wide cutout)	1					X		
-	28-18162-14	. . Side Panel (R.H.)	1					X		
-	28-18164-5	. . Glare Shield Assy. (Wide)	1					X		
20	8x3/8	. . PK Screw	21					X		
-	AN6195-8Z-1D	. . Tinnerman Nut	7					X		
-	MS20426A3-4	. . Rivet	14					X		
10A	28-1866-5	.								
10A	28-18166-3	. Hood Console Assy. (Narrow)	1					X		
-	28-18158-3	. . Hood Assy. (Narrow)	1					X		
-	28-18159-13	. . Instrument Face Panel (Narrow)	1					X		
-	28-18161-15	. . Radio/Switch Panel (Narrow)	1					X		
-	28-18162-13	. . Side Panel (L.H.)	1					X		
-	28-18162-14-	. . Side Panel (R.H.)	1					X		
-	28-18164-3	. . Glare Shield Assy. (Narrow)	1					X		
20A	8x3/8	. . PK Screw	21					X		
-	AN6195-8Z-1D	. . Tinnerman Nut	7					X		
-	MS20426A3-4	. . Rivet	14					X		
21	28-11622-13	. Carpet Floor	1					X		
21A	28-11622-17	. Vinyl Floor (Alternate)	1					X		
30*	28-11608-13	. Scuff Plate	2					X		

ENSTROM F-28/280 SERIES ILLUSTRATED PARTS CATALOG

FIGURE 9-3. CABIN FURNISHINGS AND FIRE EXTINGUISHER

ITEM NUMBER	PART NUMBER	DESCRIPTION	QTY PER ASSY	MODELS AFFECTED						
				F-28A	280	F-28C	280C	F-28F	280F	280FX
30	28-11608-11	. Scuff Plate (Superseded by 28-11608-13)	2					X		
40	AN530-6-8	. Screw	10					X		
50	28-11395-1	. Cyclic Boot	2					X		
60	AN531-6R8	. Screw	10					X		
70	550	. Stud	10					X		
80	MS24693S26	. Screw	10					X		
90	550	. Stud	10					X		
100	AN960-6L	. Washer	10					X		
110	AN365-632A	. Nut	10					X		
270	AN526-832R8	. Screw	3					X		
280	AN960-8L	. Washer	3					X		
290	28-11404-13	. Collective Push Pull Rod Cover	1					X		
300	AN936A8	. Lock Washer	3					X		
310	S8P270	. Plus Nut	3					X		
320**	28-22117	. Audio Jack Box Assy.	1					X		X
330	AN526-8R8	. . Screw	3					X		X
340	4115001-19	. . Headset Hook	3					X		X
350	AN960-8L	. . Washer	3					X		X
360	AN364-832	. . Nut	3					X		X
-	280-221001	. Fire Extinguisher Installation	REF	X	X	X	X	X	X	X
370	AN525-832R10	. . Screw	4	X	X	X	X	X	X	X
370A●	AN525-832R14	. . Screw	4	X	X	X	X	X	X	X
380	C352TS	. . Extinguisher	1	X	X	X	X	X	X	X
390	28-22101	. . Backing Plate	1	X	X	X	X	X	X	X
400	AN960-8L	. . Washer	4	X	X	X	X	X	X	X
410	AN364-832A	. . Nut	4	X	X	X	X	X	X	X

ENSTROM F-28/280 SERIES ILLUSTRATED PARTS CATALOG

FIGURE 9-3. CABIN FURNISHINGS AND FIRE EXTINGUISHER

ITEM NUMBER	PART NUMBER	DESCRIPTION	QTY PER ASSY	MODELS AFFECTED						
				F-28A	280	F-28C	280C	F-28F	280F	280FX
420	28-11625-13	. Backwall Upholstery	1					X		
—●●	28-11610-5	. Interior Panel Installation	1					X		
—	28-11610-3	. Interior Panel Installation	1					X		
430	28-11611-2	. . Panel (R.H.)	1					X		
440	28-11611-1	. . Panel (L.H.)	1					X		
—	28-11612-11	. . Center Panel	1					X		
450	28-11613-12	. . Strip (R.H.)	1					X		
460	28-11613-11	. . Strip (L.H.)	1					X		
470	28-11614-12	. . Overhead Panel (R.H.)	1					X		
480	28-11614-11	. . Overhead Panel (L.H.)	1					X		
490●●	28-11615-15	. . Center Overhead Panel	1					X		
490	28-11615-13	. . Center Overhead Panel	1					X		
500	28-11618-12	. . Side Strip (R.H.)	1					X		
510	28-11618-11	. . Side Strip (L.H.)	1					X		
—	28-16069-5	. Collective Shroud Installation	1					X		
520	28-16070-5	. Collective Shroud Assembly (S/S by 28-16070-9)	1					X		
520Δ	28-16070-9	. Collective Shroud Assembly	1					X		
530	AN530-8R8	. . Screw	4					X		
—	8x1/2	. . Screw	1					X		

* Effectivity F-28F S/N 819 and subsequent. Retrofittable to S/N 509 and subsequent.

** The dash number for this item is ship specific. Contact Enstrom customer service for replacement parts.

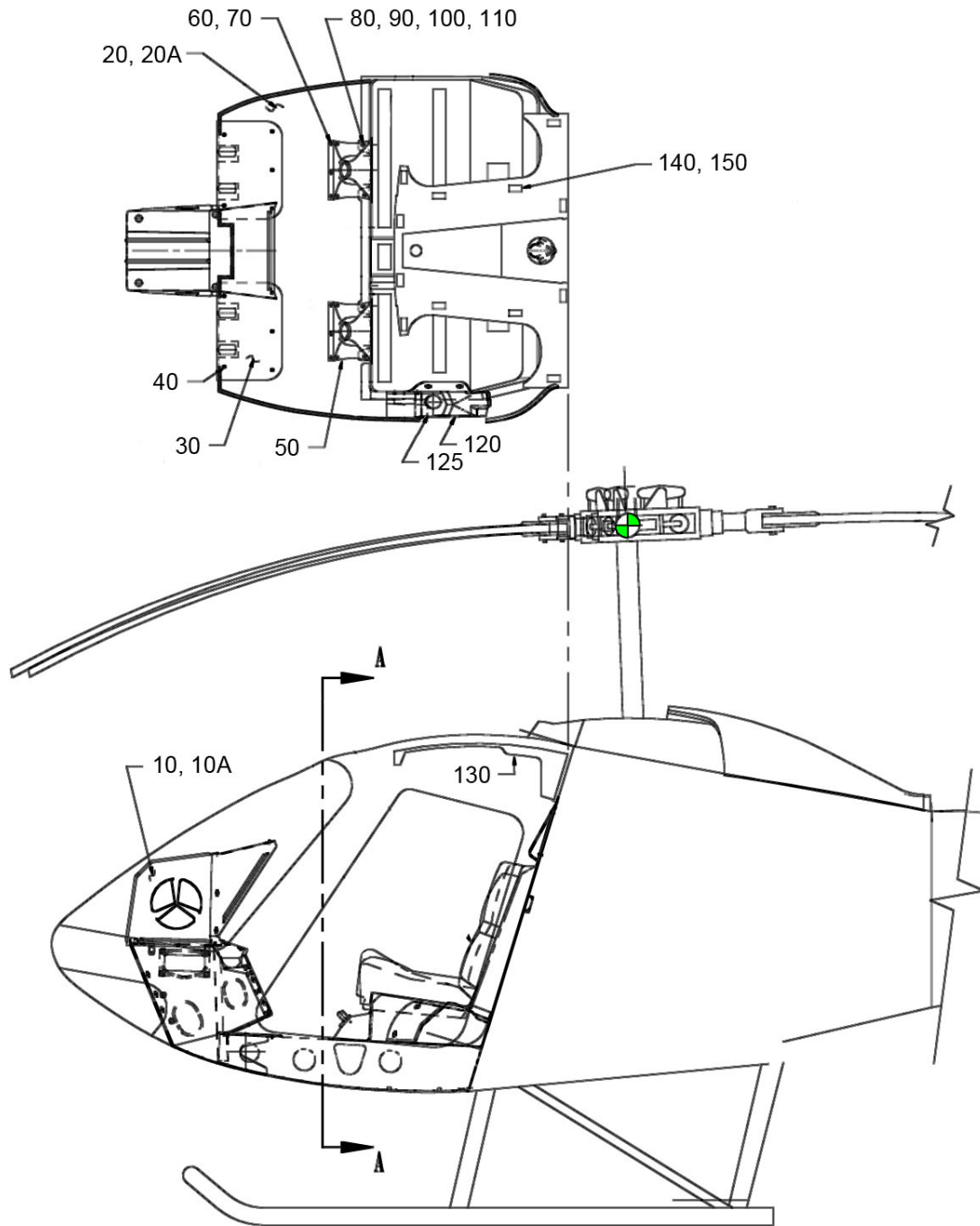
● Use AN525-832R14 if vibration damping material is used on cabin wall.

●● S/N 832 and subsequent

Δ S/N 833 and subsequent. Retrofittable to S/N 509 and subsequent.

ΔΔ S/N 833 and subsequent. (Use alternate 28-18162-13 or 28-18162-15 if a fuse panel is installed.)

ENSTROM F-28/280 SERIES ILLUSTRATED PARTS CATALOG

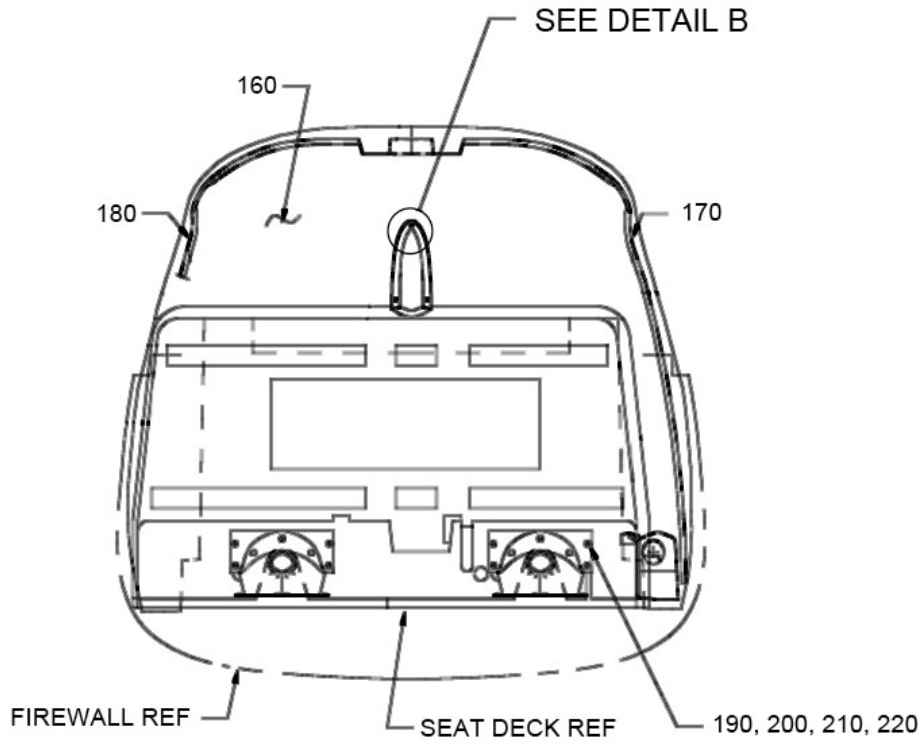


280F/FX: All S/N

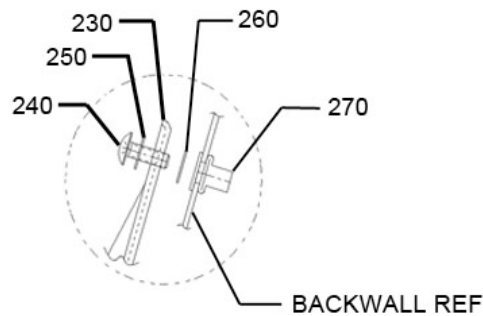
Sheet 1 of 2

FIGURE 9-4. 280F/FX CABIN FURNISHINGS

ENSTROM F-28/280 SERIES ILLUSTRATED PARTS CATALOG



VIEW A



DETAIL B

280F/FX: All S/N

Sheet 2 of 2

FIGURE 9-4. 280F/FX CABIN FURNISHINGS

ENSTROM F-28/280 SERIES ILLUSTRATED PARTS CATALOG

FIGURE 9-4. 280F/FX CABIN FURNISHINGS

ITEM NUMBER	PART NUMBER	DESCRIPTION	QTY PER ASSY	MODELS AFFECTED						
				F-28A	280	F-28C	280C	F-28F	280F	280FX
-	28-11624	Interior and Trim Instl. 280FX	Ref						X	X
10▲	28-18166-7	. Hood Console Assy. (Wide)	1							X
10	28-18166-1	. Hood Console Assy. (Wide)	1						X	X
-	28-18158-1	. . Hood Assy. (Wide)	1						X	X
-	28-18159-11	. . Instrument Face Panel (Wide)	1						X	X
-	28-18161-19	. . Radio/Switch Panel (Wide) (Used with 28-18166-7)	1							X
-	28-18161-11	. . Radio/Switch Panel (Wide)	1						X	X
-ΔΔ	28-18162-17	. . Side Panel (L.H.)	1						X	X
-	28-18162-15	. . Side Panel (L.H.) (Alternate, 3.50 in. wide cutout)	1						X	X
-	28-18162-13	. . Side Panel (L.H.) (Alternate, 2.50 in. wide cutout)	1						X	X
-	28-18162-14	. . Side Panel (R.H.)	1						X	X
-	28-18164-5	. . Glare Shield Assy. (Wide)	1						X	X
-†	8x3/8	. . PK Screw	21						X	X
-	A6195-8Z-1D	. . Tinnerman nut	7						X	X
-	MS20426A3-4	. . Rivet	14						X	X
10A**	28-18166-5	. Hood Console Assy. (Narrow)	1							X
10A	28-18166-3	. Hood Console Assy. (Narrow)	1						X	X
-	28-18158-3	. . Hood Assy. (Narrow)	1						X	X
-	28-18159-13	. . Instrument Face Panel (Narrow)	1						X	X
-	28-18161-17	. . Radio/Switch Panel (Narrow) (Used with 28-18166-5)	1							X
-	28-18161-15	. . Radio/Switch Panel (Narrow)	1						X	X
-ΔΔ	28-18162-17	. . Side Panel (L.H.)	1						X	X
-	28-18162-15	. . Side Panel (L.H.) (Alternate, 3.50 in. wide cutout)	1						X	X
-	28-18162-13	. . Side Panel (L.H.) (Alternate, 2.50 in. wide cutout)	1						X	X
-	28-18162-14	. . Side Panel (R.H.)	1						X	X
-	28-18164-3	. . Glare Shield Assy. (Narrow)	1						X	X
-†	8x3/8	. . PK Screw	21						X	X

ENSTROM F-28/280 SERIES ILLUSTRATED PARTS CATALOG

FIGURE 9-4. 280F/FX CABIN FURNISHINGS

ITEM NUMBER	PART NUMBER	DESCRIPTION	QTY PER ASSY	MODELS AFFECTED						
				F-28A	280	F-28C	280C	F-28F	280F	280FX
-	A6195-8Z1D	. . Tinnerman nut	7						X	X
-	MS20426A3-4	. . Rivet	14						X	X
20	28-11622-1	. Carpet Flooring	1						X	X
20A	28-11622-21	. Vinyl Flooring (Alternate)	1						X	X
20A	28-11622-15	. Vinyl Flooring (Alternate) (Superseded by 28-11622-21)	1						X	X
30*	28-11608-13	. Scuff Plate	2						X	X
30	28-11608-11	. Scuff Plate (Superseded by 28-11608-11)	2						X	X
40	AN530-6-8	. Screw	10						X	X
50	28-11395-1	. Cyclic Boot	2						X	X
60	AN531-6R8	. Screw	10						X	X
70	550	. Stud	10						X	X
80	AN531-6R10	. Screw	4						X	X
90	AN960-6L	. Washer	4						X	X
100	AN365-632A	. Nut	4						X	X
110	550	. Stud	4						X	X
-	28-16069-3	. Collective Shroud Installation	1						X	X
120	28-16070-7	. . Collective Shroud Assembly (S/S by 28-16070-101)	1						X	X
120 Δ	28-16070-101	. . Collective Shroud Assembly (S/S by 28-16070-103, -105)	1							X
120 ♦	28-16070-103	. . Collective Shroud Assembly	1							X
125 ♦	28-16070-105	. . Collective Cover Assembly	1							X
-	AN530-8R8	. . Screw	4						X	X
- Δ	8x1/2	. . Screw	1							X
130	28-11620-1	. Headliner	1						X	X
140	ECD4089-11	. Velcro Hook (1" Black)	A/R						X	X

ENSTROM F-28/280 SERIES ILLUSTRATED PARTS CATALOG

FIGURE 9-4. 280F/FX CABIN FURNISHINGS

ITEM NUMBER	PART NUMBER	DESCRIPTION	QTY PER ASSY	MODELS AFFECTED						
				F-28A	280	F-28C	280C	F-28F	280F	280FX
150	ECD4089-15	. Velcro Loop (1" Black)	A/R						X	X
-	28-11623-1	Carpet Insert – Door Pocket (R.H)	1						X	X
-	28-11623-2	Carpet Insert – Door Pocket (L.H.)	1						X	X
160	28-11625-11	. Backwall Upholstery	1						X	X
170	28-11621-11	. Trim Closeout L.S.	1						X	X
180	28-11621-13	. Trim Closeout R.S.	1						X	X
190	MS24693S26	. Screw	10						X	X
200	AN960-6L	. Washer	10						X	X
210	AN635-632A	. Nut	10						X	X
220	550	. Stud	10						X	X
230	28-11404-13	. Collective Push Pull Rod Cover	1						X	X
240	AN526-832R8	. Screw	3						X	X
250	AN960-8L	. Washer	3						X	X
260	AN936A8	. Lock Washer	3						X	X
270	S8P270	. Plusnut	3						X	X

* Effectivity 280FX S/N 2134 and subsequent. Retrofittable to 280FX S/N 2001 and subsequent.

Δ S/N 2148 and subsequent. Retrofittable to S/N 2001 and subsequent.

◆ S/N 2167 and subsequent.

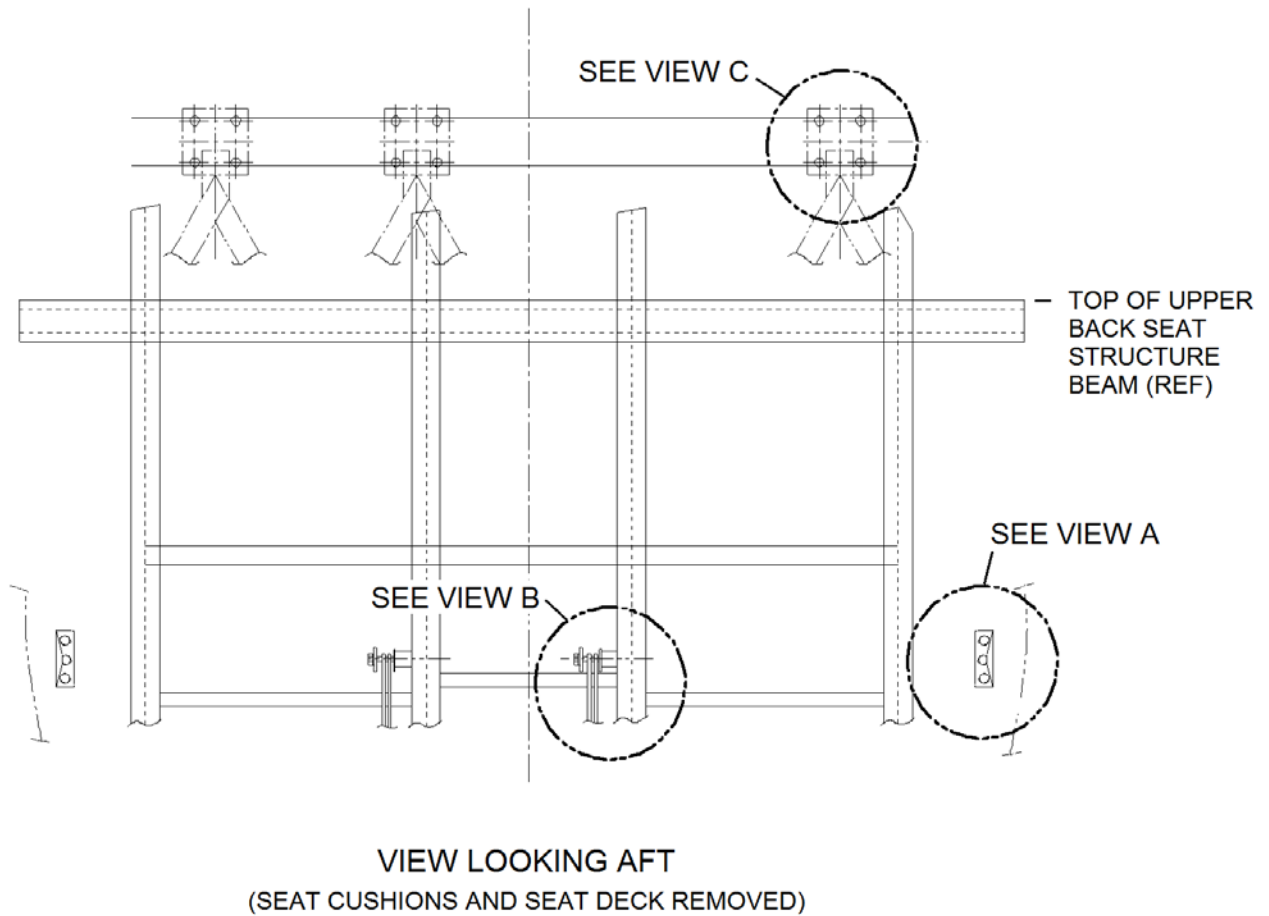
▲ S/N 2168 and subsequent.

** S/N 2167 and subsequent.

† Quantity 17 for 28-18166-5 and 28-18166-7 installations, respectively.

ΔΔ S/N 2168 and subsequent. Retrofittable S/N 2167. (Use alternate 28-18162-13 or 28-18162-15 if a fuse panel is installed.)

ENSTROM F-28/280 SERIES ILLUSTRATED PARTS CATALOG

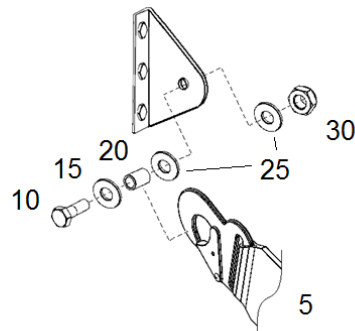


F-28A/F-28C/F-28F: All S/N
280/280C/280F/280FX: All S/N

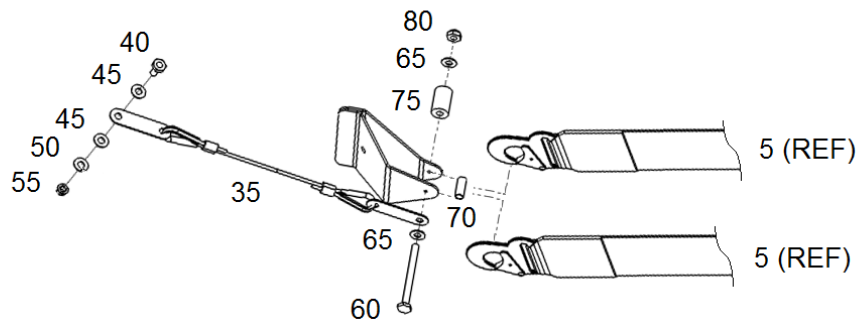
Sheet 1 of 2

FIGURE 9-5. CABIN FURNISHINGS – PASSENGER RESTRAINT SYSTEM

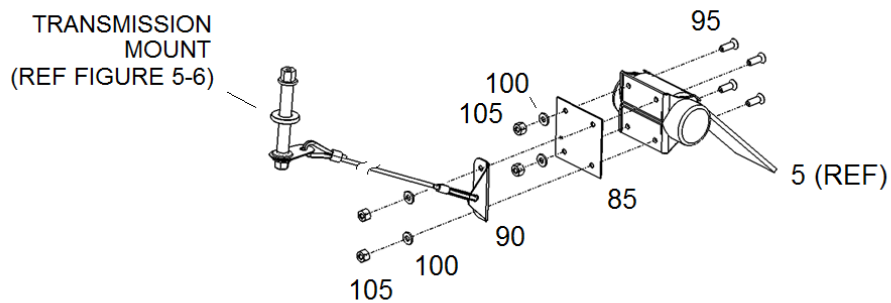
ENSTROM F-28/280 SERIES ILLUSTRATED PARTS CATALOG



VIEW A



VIEW B



VIEW C

F-28A/F-28C/F-28F: All S/N
280/280C/280F/280FX: All S/N

Sheet 2 of 2

FIGURE 9-5. CABIN FURNISHINGS – PASSENGER RESTRAINT SYSTEM

UNCONTROLLED COPY WHEN DOWNLOADED OR PRINTED

ENSTROM F-28/280 SERIES ILLUSTRATED PARTS CATALOG

FIGURE 9-5. CABIN FURNISHINGS – PASSENGER RESTRAINT SYSTEM

ITEM NUMBER	PART NUMBER	DESCRIPTION	QTY PER ASSY	MODELS AFFECTED						
				F-28A	280	F-28C	280C	F-28F	280F	280FX
–*	28-22210-9	Restraint Harness Installation	1	X	X	X	X	X	X	X
5	1-10-AM5201	. Restraint Harness (3-Point)	3	X	X	X	X	X	X	X
10	AN4-6A	. Bolt	2	X	X	X	X	X	X	X
15	NAS1149F0332P	. Washer	2	X	X	X	X	X	X	X
20	4119780-23	. Spacer	2	X	X	X	X	X	X	X
20**	28-16348-1	. Spacer (Alternate) (Inactive)	2	X	X	X	X	X	X	X
25	ECD050-11	. Washer	4	X	X	X	X	X	X	X
30	MS21044N4	. Nut	2	X	X	X	X	X	X	X
35	28-11468-2	. Seat Belt Cable Assembly	2	X	X	X	X	X	X	X
40	AN3-4A	. Bolt	2	X	X	X	X	X	X	X
45	NAS1149D0316J	. Washer	4	X	X	X	X	X	X	X
50	MS35338-43	. Lock Washer	2	X	X	X	X	X	X	X
55	MS35650-302	. Nut	2	X	X	X	X	X	X	X
60	AN3-21A	. Bolt	2	X	X	X	X	X	X	X
65	NAS1149D0316J	. Washer	4	X	X	X	X	X	X	X
70	28-11466-1	. Spacer	2	X	X	X	X	X	X	X
75	28-11464-1	. Spacer	2	X	X	X	X	X	X	X
80	MS21044N3	. Nut	2	X	X	X	X	X	X	X
85	28-22208-11	. Plate	3	X	X	X	X	X	X	X
90	28-22209-103	. Reel Support Bracket Assembly	3	X	X	X	X	X	X	X
90	28-22209-101	. Reel Support Bracket Assembly (Inactive)	3	X	X	X	X	X	X	X
95	MS24694-S52	. Screw	12	X	X	X	X	X	X	X
100	NAS1149F0363P	. Washer	12	X	X	X	X	X	X	X
105	MS21044N3	. Nut	12	X	X	X	X	X	X	X

* Eligible for all F-28 series and 280 series helicopters if not originally equipped from the factory with a 3-place restraint system (lap and shoulder). To convert to a 3-place restraint system, install quantity 1 each of Item 85 and Item 90 and quantity 4 each of 95, 100, and 105, per each passenger restraint required. Contact Enstrom Product Support for additional assistance.

ENSTROM F-28/280 SERIES ILLUSTRATED PARTS CATALOG

■ ** Ensure proper thread protrusion if using this spacer.

ENSTROM F-28/280 SERIES ILLUSTRATED PARTS CATALOG

I

INTENTIONALLY LEFT BLANK

ENSTROM F-28/280 SERIES ILLUSTRATED PARTS CATALOG

SECTION 10

UTILITY SYSTEMS

TABLE OF CONTENTS

	Cover Page	10-1
	Table of Contents	10-1
10-1	Cabin Heating Installation (F-28A)	10-2
10-2	Cabin Heating Installation (280)	10-4
10-3	Cabin Heating Installation (F-28C, 280C)	10-7
10-4	Cabin Heating Installation (Current Production)	10-10

ENSTROM F-28/280 SERIES ILLUSTRATED PARTS CATALOG

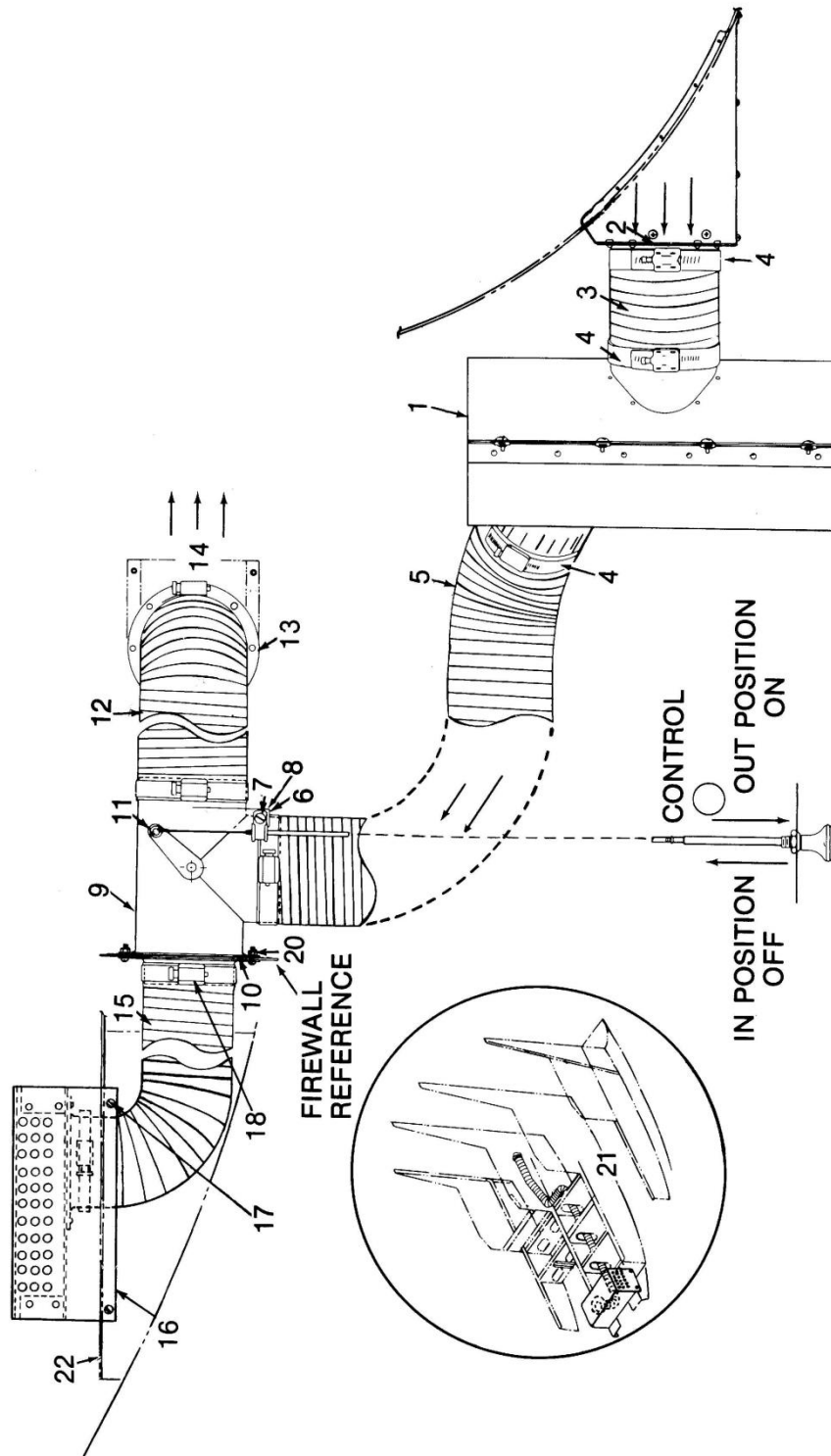


FIGURE 10-1. CABIN HEATING INSTALLATION (F-28A)

ENSTROM F-28/280 SERIES ILLUSTRATED PARTS CATALOG

FIGURE 10-1. CABIN HEATING INSTALLATION (F-28A)

ITEM NUMBER	PART NUMBER	DESCRIPTION	QTY PER ASSY	MODELS AFFECTED						
				F-28A	280	F-28C	280C	F-28F	280F	280FX
–	28-127000-1	F-28A Cabin Heating Assembly	REF	X						
1	28-125007	. Shroud Assembly	1	X						
2	28-12305	. Ducting Stub	1	X						
3	28-127000-11	. Hose	1	X						
4	20044S	. Clamp	6	X						
5	28-12701-5	. Hose	1	X						
6	755-2-2-6	. Clamp	1	X						
7	AN530-8-8	. Screw	1	X						
8	A1789-8Z1	. Tinnerman Nut	1	X						
9	28-12714	. Valve Assembly	1	X						
10	28-12718	. Ducting Stub	1	X						
11	AN380-2-2	. Cotter Pin	1	X						
–	AN960-416	. Washer	1	X						
12	28-12701-4	. Hose	1	X						
13	28-12305	. Ducting Stub	1	X						
14	28-12706	. Hot Air Deflector	1	X						
15	28-12701-3	. Hose	1	X						
16	28-12705	. Heater Outlet Assembly	1	X						
17	8x1/2	. Screw Type "B"	4	X						
18	20040S	. Clamp	2	X						
19	A-740-12	. Push-Pull Control	1	X						
20	AN515-8-7	. Screw	6	X						
–	AN365-8	. Nut	6	X						
–	AN960-8	. Washer	12	X						
21	AN743-13	. Clip	1	X						
–	AN742-40	. Clamp	1	X						
22	28-11452	. Front Floor Panel Assembly	1	X						

ENSTROM F-28/280 SERIES ILLUSTRATED PARTS CATALOG

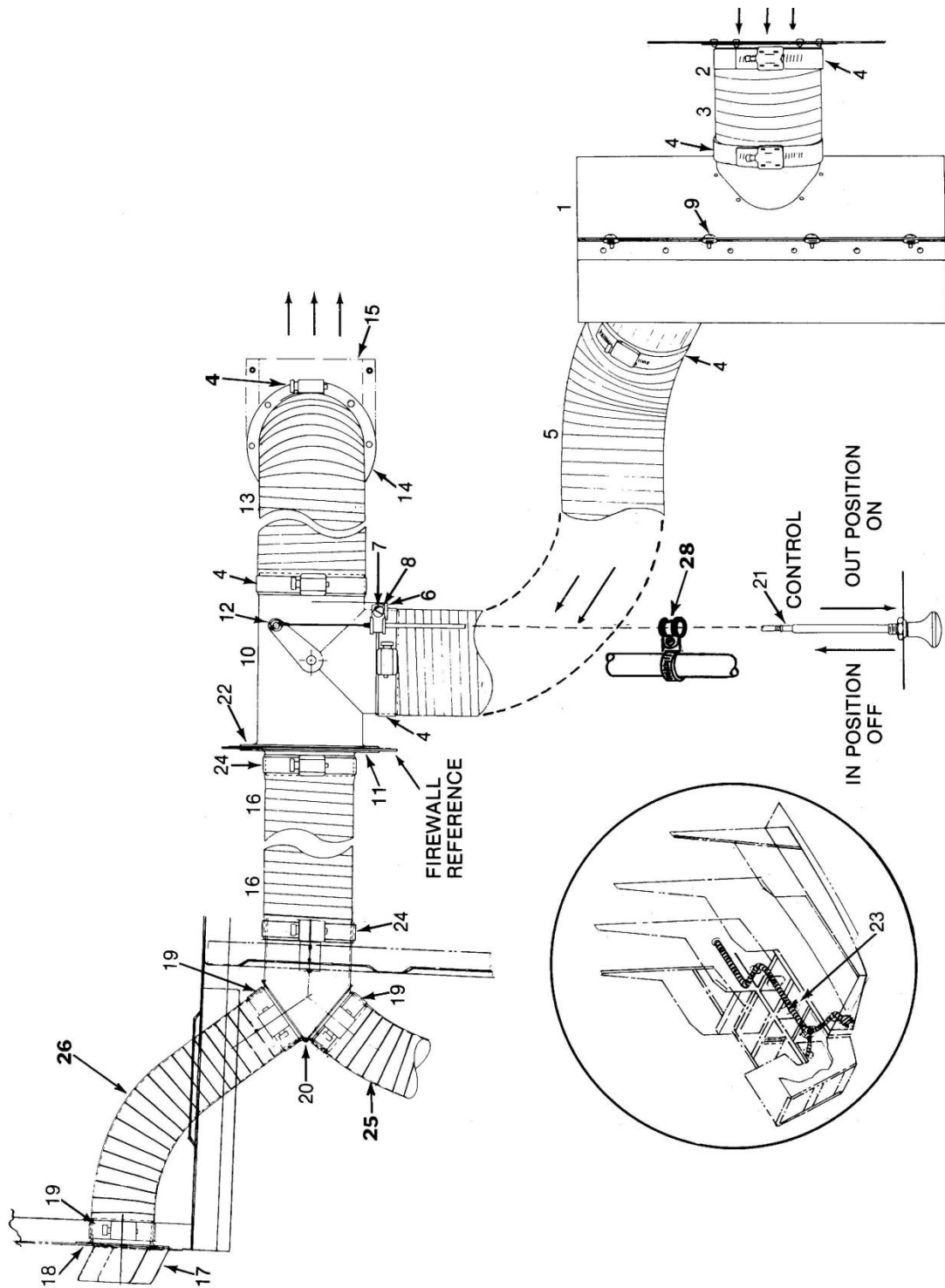


FIGURE 10-2. CABIN HEATING INSTALLATION (280)

ENSTROM F-28/280 SERIES ILLUSTRATED PARTS CATALOG

FIGURE 10-2. CABIN HEATING INSTALLATION (280)

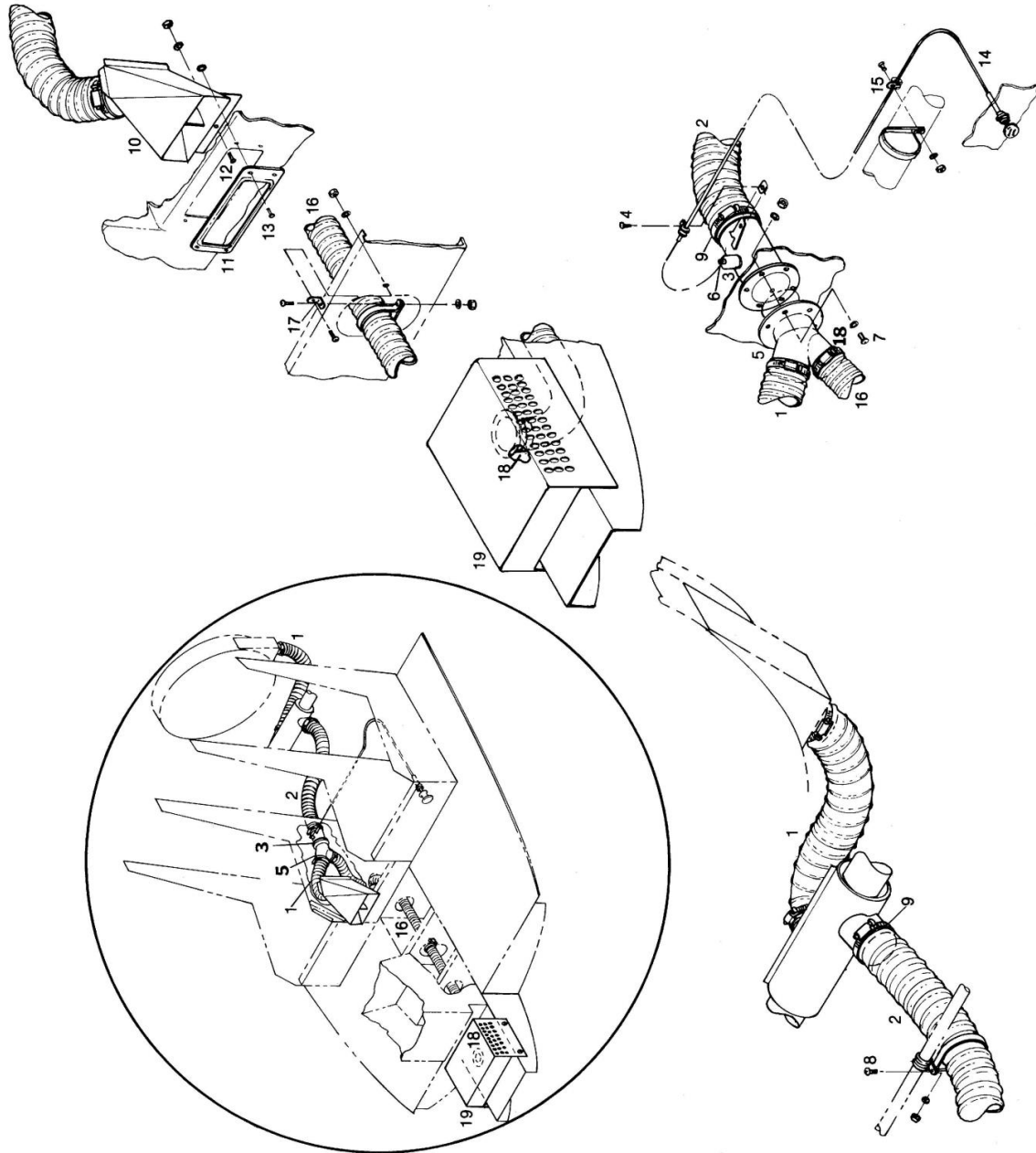
ITEM NUMBER	PART NUMBER	DESCRIPTION	QTY PER ASSY	MODELS AFFECTED						
				F-28A	280	F-28C	280C	F-28F	280F	280FX
-	28-127001	280 Cabin Heating Assembly	REF		X					
1	28-125007	. Shroud Assembly	1		X					
2	28-12305	. Ducting Stub	1		X					
3	28-127000-11	. Flex Line	1		X					
4	QS200M44S	. Clamp	6		X					
5	28-12701-5	. Aeroquip Hose	1		X					
6	755-2-2-6	. Adel Clamp	1		X					
7	AN530-8-8	. Screw	1		X					
8	A1789-8Z1	. Tinnerman Nut	1		X					
9	8x1/2	. Type B Screw	9		X					
10	28-12714	. Valve Assembly	1		X					
11	28-12718	. Ducting Stub	1		X					
12	AN380-2-2	. Cotter Pin	1		X					
-	AN960-416L	. Washer	1		X					
13	28-12701-4	. Aeroquip Hose	1		X					
14	28-12305	. Ducting Stub	1		X					
15	28-12706	. Hot Air Deflector	1		X					
16	280-127500-11	. Hose	1		X					
17	280-127507-11	. Deflector	4		X					
18	280-127505-13	. Ducting Stub	2		X					
19	QS100-M28S	. Clamp	4		X					
20	280-127502-1	. Ducting Splitter Assembly	1		X					
21	A-740-12	. Push Pull Control	1		X					
22	AN515-8-7	. Screw	6		X					
-	AN365-832	. Nut	6		X					
-	AN960-8L	. Washer	2		X					
23	AN743-13	. Adel Clip	1		X					

ENSTROM F-28/280 SERIES ILLUSTRATED PARTS CATALOG

FIGURE 10-2. CABIN HEATING INSTALLATION (280)

ITEM NUMBER	PART NUMBER	DESCRIPTION	QTY PER ASSY	MODELS AFFECTED						
				F-28A	280	F-28C	280C	F-28F	280F	280FX
-	MS21919-G38	. Clamp	1		X					
24	QS-200-M40S	. Clamp	2		X					
25	28-127520-17	. Hose	1		X		X	X	X	
26	28-127520-19	. Hose	1		X		X	X	X	
28	AN742-D48	. Clamp	1		X		X	X	X	
-	AN935-8	. Lock Washer								
-	AN960-8L	. Washer								
-	AN515-8R8	. Screw								

ENSTROM F-28/280 SERIES ILLUSTRATED PARTS CATALOG



F-28A: All S/N
F-28C: Prior to S/N 468

FIGURE 10-3. CABIN HEATING INSTALLATION (F-28C, 280C)

ENSTROM F-28/280 SERIES ILLUSTRATED PARTS CATALOG

FIGURE 10-3. CABIN HEATING INSTALLATION (F-28C, 280C)

ITEM NUMBER	PART NUMBER	DESCRIPTION	QTY PER ASSY	MODELS AFFECTED						
				F-28A	280	F-28C	280C	F-28F	280F	280FX
–**	28-127002-3	F-28A - F-28C Cabin Heater Installation	REF	X		X				
1	28-127520-13	. Heater Ducting	2	X		X				
2	28-127520-11	. Heater Ducting	1	X		X				
3	28-127510-1	. Valve-Cabin Heat	1	X		X				
4	AN530-8R8	. Screw	1	X		X				
–	755-2-2-6	. . Clamp	1	X		X				
–	A1789-8Z1	. . Tinnerman Nut	1	X		X				
5	28-127509-1	. Adapter	1	X		X				
6	AN960-416L	. Washer	1	X		X				
–	AN381-2-8	. . Cotter Pin	1	X		X				
7	AN515-8R7	. Screw	6	X		X				
–	AN935-8	. . Lock Washer	6	X		X				
–	AN960-8L	. . Washer	6	X		X				
–	AN340-8	. . Nut	6	X		X				
8	AN515-8R7	. Screw	1	X		X				
–	AN960-8L	. . Washer	1	X		X				
–	AN364-832A	. . Nut	1	X		X				
–	AN742D48	. . Clamp	1	X		X				
–	MS21919-F8	. . Clamp	1	X		X				
9	QS200-M44S	. Clamp	6	X		X				
10*	28-127508-1	. Duct Outlet	1			X				
11	28-127521-11	. Cover-Duct Outlet	1			X				
12	AN526-832R8	. Screw	1			X				
–	AN960-10	. . Washer	1			X				
–	AN960-8L	. . Washer	1			X				
–	AN364-832A	. . Nut	1			X				
13	CR163-4-4	. Rivet	4			X				

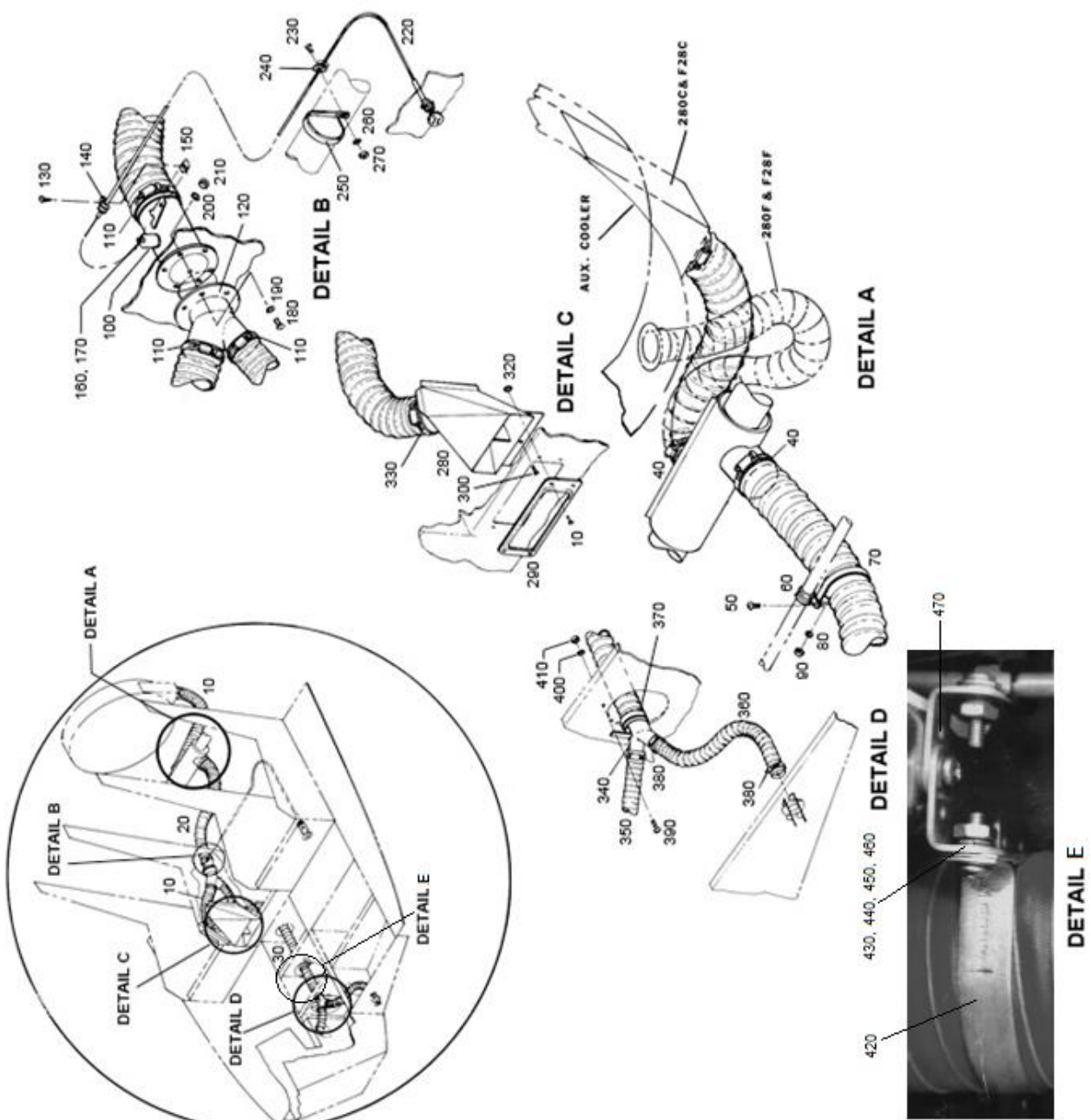
ENSTROM F-28/280 SERIES ILLUSTRATED PARTS CATALOG

FIGURE 10-3. CABIN HEATING INSTALLATION (F-28C, 280C)

ITEM NUMBER	PART NUMBER	DESCRIPTION	QTY PER ASSY	MODELS AFFECTED						
				F-28A	280	F-28C	280C	F-28F	280F	280FX
-	AN960-4L	. . Washer	4			X				
14	A-740-12	. Push-Pull Control	1	X		X				
15	AN742D48	. Clamp	1	X		X				
-	755-2-2-6	. . Clamp	1	X		X				
-	AN515-8R7	. . Screw	1	X		X				
-	AN960-8L	. . Washer	1	X		X				
-	AN364-832A	. . Nut	1	X		X				
16	28-127520-25	. Hose Ducting	1	X		X				
17	AN743-13	. Clip	1	X		X				
-	AN742D38	. . Clamp	1	X		X				
-	AN515-8R8	. . Screw	2	X		X				
-	AN960-8L	. . Washer	4	X		X				
-	AN364-832A	. . Nut	2	X		X				
18	QS200-M40S	. . Clamp	2	X		X				
19	28-12705	. Heater Outlet Assembly	1	X		X				

* Effective F-28C S/N 468 and subsequent.

ENSTROM F-28/280 SERIES ILLUSTRATED PARTS CATALOG



F-28C: S/N 468 and Subsequent
 F-28F: S/N 704 and Subsequent
 280C/F/FX: All S/N

FIGURE 10-4. CABIN HEATING INSTALLATION (CURRENT PRODUCTION)

ENSTROM F-28/280 SERIES ILLUSTRATED PARTS CATALOG

FIGURE 10-4. CABIN HEATING INSTALLATION (CURRENT PRODUCTION)

ITEM NUMBER	PART NUMBER	DESCRIPTION	QTY PER ASSY	MODELS AFFECTED						
				F-28A	280	F-28C	280C	F-28F	280F	280FX
–*	28-127002-5	Heater Installation – Cabin	REF			X	X	X	X	X
–	28-127002-1	Cabin Heater Installation (Superseded by 28-127002-5)	REF			X	X	X	X	
10*	28-127520-29	. Heater Ducting	2			X	X	X	X	X
10	28-127520-13	. Heater Ducting (Superseded by 28-127520-29)	2			X	X	X	X	
20	28-127520-11	. Heater Ducting	1			X	X	X	X	X
30	28-127520-15	. Hose-Ducting	1			X	X	X	X	X
40*	QS200-M40S	. Clamp	2			X	X	X	X	X
40	QS200-M44S	. Clamp (Superseded by QS200- M44S)	2			X	X	X	X	
50	AN515-8R8	. Screw	1			X	X	X	X	X
60	MS21919F8	. Clamp	1			X	X	X	X	X
70**	MS21919WG38	. Clamp	1			X	X	X	X	X
70	AN742D48	. Clamp (Superseded by MS21919WG38)	1			X	X	X	X	X
80	AN960-8L	. Washer	1			X	X	X	X	X
90	AN364-832A	. Nut	1			X	X	X	X	X
100	28-127510-1	. Valve-Cabin Heat	1			X	X	X	X	X
110	QS200-M44S	. Clamp	3			X	X	X	X	X
120*	28-127523-1	. Adapter	1			X	X	X	X	X
120	28-127509-1	. Adapter	1			X	X	X	X	
130	AN530-8R8	. Screw	1			X	X	X	X	X
140**	MS21919WDG3	. Clamp	1			X	X	X	X	X
140	755-2-2-6	. Clamp (Superseded by MS21919WDG3)	1			X	X	X	X	X
150	A1789-8Z1	. Tinnerman Nut	1			X	X	X	X	X
160	AN960-416L	. Washer	1			X	X	X	X	X

ENSTROM F-28/280 SERIES ILLUSTRATED PARTS CATALOG

FIGURE 10-4. CABIN HEATING INSTALLATION (CURRENT PRODUCTION)

ITEM NUMBER	PART NUMBER	DESCRIPTION	QTY PER ASSY	MODELS AFFECTED						
				F-28A	280	F-28C	280C	F-28F	280F	280FX
170	AN381-2-8	. Cotter Pin	1			X	X	X	X	X
180	AN515-8R8	. Screw	6			X	X	X	X	X
190	AN935-8	. Lock Washer	6			X	X	X	X	X
200	AN960-8L	. Washer	6			X	X	X	X	X
210	AN340-8	. Nut	6			X	X	X	X	X
220**	A-740-12	. Control Assembly	1			X	X	X	X	X
220	3A3408-2	. Push-Pull Control	1			X	X	X	X	X
230	AN515-8R8	. Screw	1			X	X	X	X	X
240**	MS21919WDG3	. Clamp	1			X	X	X	X	X
240	755-2-2-6	. Clamp (Superseded by MS21919WDG3)	1			X	X	X	X	X
250**	MS21919WG38	. Clamp	1			X	X	X	X	X
250	AN742D48	. Clamp (Superseded by MS21919WG38)	1			X	X	X	X	X
260	AN960-8L	. Washer	1			X	X	X	X	X
270	AN364-832A	. Nut	1			X	X	X	X	X
280*	28-127524-1	. Duct Assembly	1			X	X	X	X	X
280	28-127508-1	. Duct Outlet (Superseded by 28-127524-1)	1			X	X	X	X	
290	28-127521-11	. Cover-Duct Outlet	1			X	X	X	X	X
300	AN526-832R7	. Screw	1			X	X	X	X	X
310	CCR274SS-3-02	. Rivet	4					X		X
310	CR163-4-4	. Rivet (Superseded by CCR274SS-3-02)	4			X	X	X	X	X
320	AN960-4L	. Washer	4			X	X	X	X	X
330	QS200-M44S	. Clamp	1			X	X	X	X	X
340	28-127502-1	. Ducting Splitter	1			X	X	X	X	X
350	28-127520-19	. Hose-Ducting	1			X	X	X	X	X
360	28-127520-17	. Hose-Ducting	1			X	X	X	X	X

ENSTROM F-28/280 SERIES ILLUSTRATED PARTS CATALOG

FIGURE 10-4. CABIN HEATING INSTALLATION (CURRENT PRODUCTION)

ITEM NUMBER	PART NUMBER	DESCRIPTION	QTY PER ASSY	MODELS AFFECTED						
				F-28A	280	F-28C	280C	F-28F	280F	280FX
370	QS200-M40S	. Clamp	1			X	X	X	X	X
380	QS200-M28S	. Clamp	4			X	X	X	X	X
390	AN526-832R7	. Screw	1			X	X	X	X	X
400	AN960-8L	. Washer	1			X	X	X	X	X
410	AN364-832A	. Nut	1			X	X	X	X	X
420	MS21919WG38	. Clamp	1			X	X	X	X	X
430	MS35206-245	. Screw	1			X	X	X	X	X
440	NAS1149FN816P	. Washer	2			X	X	X	X	X
450	MS35338-42	. Lock Washer	1			X	X	X	X	X
460	MS35649-282	. Nut	1			X	X	X	X	X
470	AN743-13	. Clip	1			X	X	X	X	X

* Effectivity F-28C S/N 468 and subsequent, 280C S/N 1230 and subsequent, 280F S/N 1510 and subsequent, and F-28F S/N 704 and 706 and subsequent.

** Effectivity F-28F S/N 831 and subsequent and 280FX S/N 2136 and subsequent. Retrofittable to F-28 models S/N 509 and subsequent and 280 models S/N 2001 and subsequent.

ENSTROM F-28/280 SERIES ILLUSTRATED PARTS CATALOG

INTENTIONALLY LEFT BLANK

ENSTROM F-28/280 SERIES ILLUSTRATED PARTS CATALOG

SECTION 11

INSTRUMENTS

TABLE OF CONTENTS

	Cover Page	11-1
	Table of Contents	11-1
11-1	Early F-28A Instrument Panels	11-2
11-2	F-28C Instrument Panel Installation	11-6
11-3	280C and 280F Instrument Panel Installation	11-10
11-4	280 Instrument Panel Installation	11-15
11-5	F-28F and 280FX Instrument Panel Installation (12V)	11-19
11-6	F-28F and 280FX Instrument Panel Installation (24V)	11-26
11-7	F-28F Instrument Panel Installation (24V) (F-28F S/N 833 and Subsequent)	11-31
11-8	280FX Instruments and Instrument Panel (280FX S/N 2166 and prior)	11-40
11-9	280FX Instruments and Instrument Panel (280FX S/N 2167 and Subsequent)	11-50
11-10	F-28A and 280 Instrument Line Pylon Location	11-58
11-11	Pitot Static System Installation	11-60
11-12	Instrument Lines Cabin and Panel	11-63
11-13	F-28A and 280 Instrument Lines Cabin and Panel	11-65
11-14	Instrument Line Installation	11-67
11-15	Instrument/System Line Installation	11-70
11-16	Turbine Inlet Temperature Indicator Installation	11-75
11-17	Graphic Engine Monitor	11-77
11-18	Mechanical Tachometer Drive Installation	11-80
11-19	EDM-700-4C Installation	11-83
11-20	Placard Bracket Installation	11-90
11-21	Placard Installation	11-94
11-22	280FX SIRS Compass Installation	11-113

ENSTROM F-28/280 SERIES ILLUSTRATED PARTS CATALOG

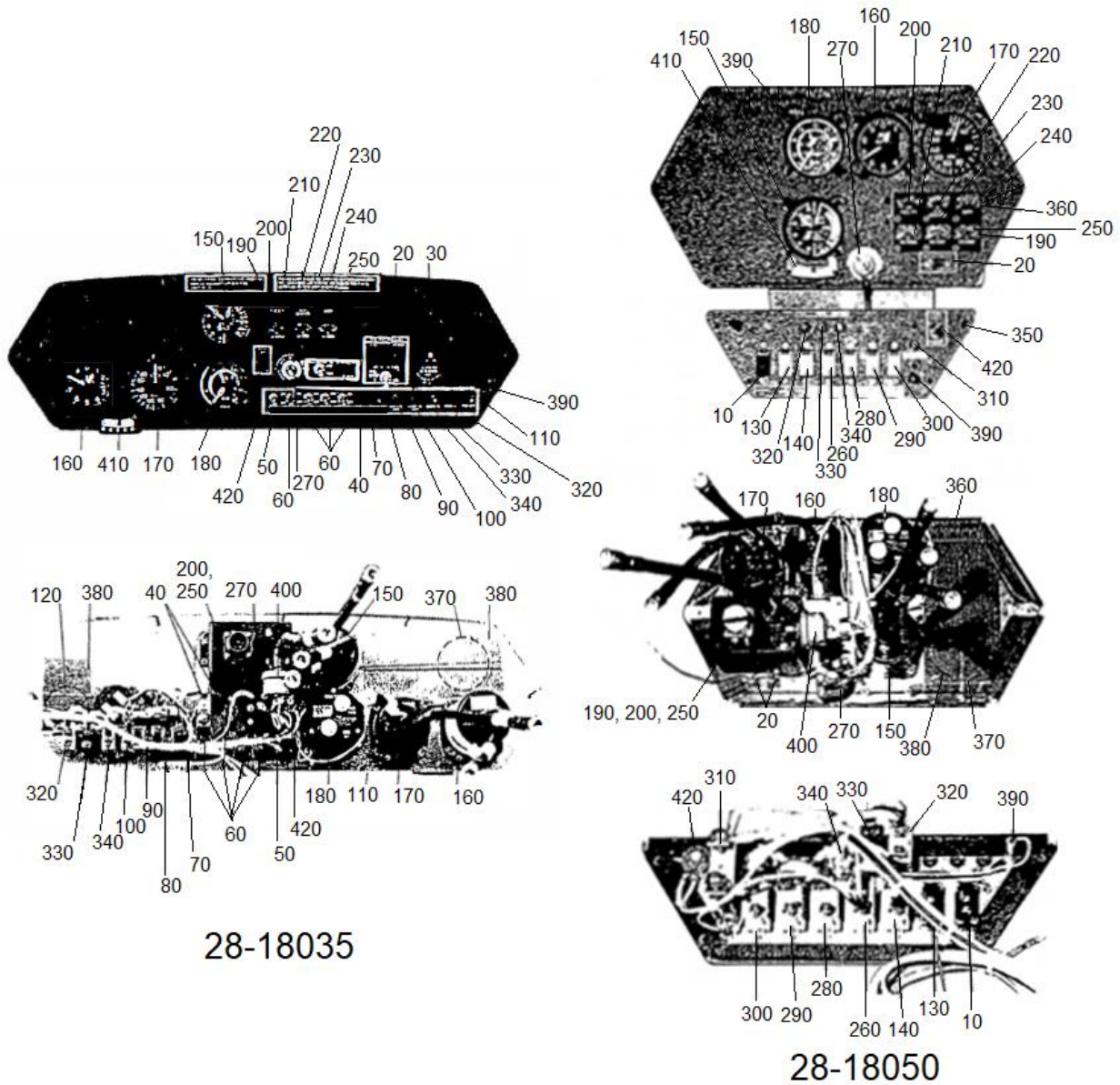


FIGURE 11-1. EARLY F-28A INSTRUMENT PANELS

ENSTROM F-28/280 SERIES ILLUSTRATED PARTS CATALOG

FIGURE 11-1. EARLY F-28A INSTRUMENT PANELS

ITEM NUMBER	PART NUMBER	DESCRIPTION	QTY PER ASSY	MODELS AFFECTED						
				F-28A	280	F-28C	280C	F-28F	280F	280FX
—◆	28-18035	Instrument Installation	REF	X						
—◆	28-18050	Instrument Installation	REF	X						
10	8134K21A1T50	. Master Switch	1	X						
20	NO NUMBER	. Fuel Pressure Warning System	1	X						
—	804-1710-0332-504	. Press-to-Test Light (Green)	1	X						
—	803-1710-0331-504	. Press-to-Test Light (Red)	1	X						
—	1815	. Bulb	2	X						
—	7270-1-7 1/2	. Circuit Breaker Switch	1	X						
30	773-4/50 VDC	. Hour Meter	1	X						
40	MP-160-012-70	. 70 Amp Circuit Breaker	1	X						
50	511T1-2	. Toggle Switch Master	1	X						
60	511TS1-2	. Toggle Switch	5	X						
70	1500-052-2	. 2 Amp Panel Light Circuit Breaker	1	X						
80	507-507-101	. 7.5 Amp Navigation Light Circuit Breaker	1	X						
90	700-001-15	. 15 Amp Anti-Collision Light Circuit Breaker	1	X						
100	700-001-20	. 20 Amp Landing Light Circuit Breaker	1	X						
110	28-18036	. Instrument Panel	1	X						
120	28-18036-10	. Filler Plate 2.25" Diameter	A/R	X						
130	8134K21A1M52	. Alternator Switch	1	X						
140	20TC2-CA-7.5	. Navigation Light Circuit Breaker Switch	1	X						
150	UI6082-H61	. Manifold Pressure Gauge	1	X						
160	5934	. Altimeter	1	X						
170	8000T	. Airspeed Indicator	1	X						
180	65-29AP	. Tachometer	1	X						
190	ECD071-11	. Instrument Cluster	1	X						

ENSTROM F-28/280 SERIES ILLUSTRATED PARTS CATALOG

FIGURE 11-1. EARLY F-28A INSTRUMENT PANELS

ITEM NUMBER	PART NUMBER	DESCRIPTION	QTY PER ASSY	MODELS AFFECTED						
				F-28A	280	F-28C	280C	F-28F	280F	280FX
190	22-169-09-1L	. Engine Instrument Cluster (Replaced by ECD071-11)	1	X						
200	ECD071-3	. . Fuel Quantity Gauge	1	X						
200	169E-910-14-4L	. . Fuel Quantity Gauge (Replaced by ECD071-3)	1	X						
210	ECD071-6	. . Engine Oil Pressure Gauge	1	X						
210	169E-914-1L	. . Engine Oil Pressure Gauge (Replaced by ECD071-6)	1	X						
220	ECD071-4	. . MRGB Oil Temperature Gauge	1	X						
220	169E-910-15L	. . MRGB Oil Temperature Gauge (Replaced by ECD071-4)	1	X						
230	ECD071-7	. . Engine Oil Temperature Gauge	1	X						
230	169E-910-11L	. . Engine Oil Temperature Gauge (Replaced by ECD071-7)	1	X						
240	ECD071-5	. . Ammeter	1	X						
240	169E-909-2L	. . Ammeter (Replaced by ECD071-5)	1	X						
250	ECD071-8	. . Engine Cylinder Temperature Gauge	1	X						
250	169E-910-12L	. . Engine Cylinder Temperature Gauge (Replaced by ECD071-8)	1	X						
260	20TC2-CA-3	. Panel Light Circuit Breaker Switch	1	X						
270	10-357290-1	. Ignition Switch	1	X						
280	20TC2-CA-15	. Anti-Collision Light Circuit Breaker Switch	1	X						
290	20TC2-CA-7.5	. Boost Pump Circuit Breaker Switch	1	X						
300	20TC2-CA-20	. Landing Light Circuit Breaker Switch	1	X						
310	MP-100-012-70	. Alternator Circuit Breaker (70 Amp)	1	X						
320	507-507-101	. 7.5 Amp Trim Motor Circuit Breaker	1	X						

ENSTROM F-28/280 SERIES ILLUSTRATED PARTS CATALOG

FIGURE 11-1. EARLY F-28A INSTRUMENT PANELS

ITEM NUMBER	PART NUMBER	DESCRIPTION	QTY PER ASSY	MODELS AFFECTED						
				F-28A	280	F-28C	280C	F-28F	280F	280FX
330	1500-052-1	. 1 Amp Instrument Circuit Breaker	1	X						
340	507-507-101	. 7.5 Amp Ignition Circuit Breaker	1	X						
-	41EN-G5-2312	. Indicator Light (Green)	1	X						
-	41EN-G3-2311	. Indicator Light (Red)	1	X						
350	28-18051	. Switch Panel	1	X						
360	28-18049	. Instrument Panel	1	X						
370	28-18036-9	. Filler Plate 3.08" Diameter	A/R	X						
380	222	. Kendall Polyken Cloth Tape	A/R	X						
-	C-2400L4VT-AB	. Airpath Compass	1	X						
-	330	. Compass Bulb	1	X						
-	1592-30	. Scott Outside Air Temperature Gauge	1	X						
390	A8970B-1-330	. Instrument Light	9	X						
-	330	. Instrument Bulb	9	X						
-	22-370-60	. Shunt, 50 Millivolt	1	X						
400	2904-33F5	. Pressure Switch	1	X						
410	1040	. Ball Bank Indicator	1	X						
420	KN500B1/8	. Knob	1	X						
-	0110	. Rheostat	1	X						
-*	41EN-G3-2311	. Starter Engaged Warning Light (Red)	1	X						
-*	41EN-G3-2311	. Alternator Discharge Light (Red)	1	X						
-*	41EN-G3-2313	. Low Fuel Light (Amber)	1	X						

◆ Information contained herein represents components as installed at the time of manufacture.

* Optional equipment.

ENSTROM F-28/280 SERIES ILLUSTRATED PARTS CATALOG

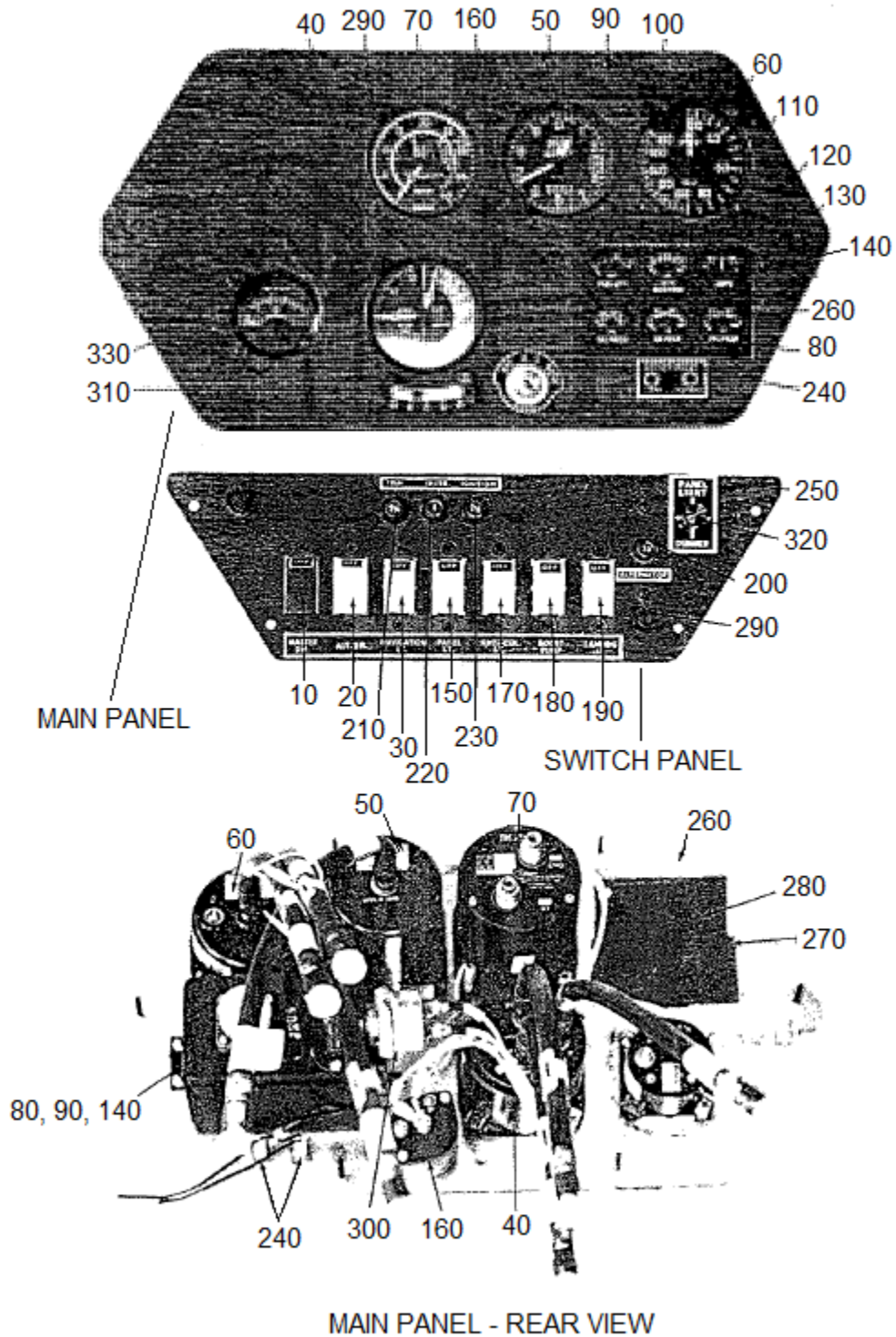


FIGURE 11-2. F-28C INSTRUMENT PANEL INSTALLATION

ENSTROM F-28/280 SERIES ILLUSTRATED PARTS CATALOG

FIGURE 11-2. F-28C INSTRUMENT PANEL INSTALLATION

ITEM NUMBER	PART NUMBER	DESCRIPTION	QTY PER ASSY	MODELS AFFECTED						
				F-28A	280	F-28C	280C	F-28F	280F	280FX
→∞	28-18050	Instrument Installation	REF			X				
10	TIGM54-1C-RD-A	. Master Switch	1			X				
-10A*	TILA64-1C-RD-A	. Master Switch	1			X				
20	TILA64-1C-WH-A	. Alternator Switch	1			X				
-20A*	TIGM54-1C-WH-A	. Alternator Switch	1			X				
30	20TC2-CA-7.5	. Navigation Light Circuit Breaker Switch	1			X				
40	6312-H69A	. Manifold/Fuel Pressure Gauge	1			X				
50	5934-1	. Altimeter (Inches)	1			X				
-50A▲	5934M	. Altimeter (Millibars)	1			X				
60	8000-B160	. Airspeed (MPH)	1			X				
-60A▲	8000-B332	. Airspeed (Knots)	1			X				
70	65-29B	. Tachometer	1			X				
80	ECD071-11	. Instrument Cluster	1			X				
80	22-169-09-1L	. Instrument Cluster (Replaced by ECD071-11)	1			X				
90	ECD071-3	. . Fuel Quantity Gauge	1			X				
90	169E-910-14-4L	. . Fuel Quantity Gauge (Replaced by ECD071-3)	1			X				
100	ECD071-6	. . Engine Oil Pressure Gauge	1			X				
100	169E-914-1L	. . Engine Oil Pressure Gauge (Replaced by ECD071-6)	1			X				
110	ECD071-4	. . MRGB Oil Temperature Gauge	1			X				
110	169E-910-15L	. . MRGB Oil Temperature Gauge (Replaced by ECD071-4)	1			X				
120	ECD071-7	. . Engine Oil Temperature Gauge	1			X				
120	169E-910-11L	. . Engine Oil Temperature Gauge (Replaced by ECD071-7)	1			X				
130	ECD071-5	. . Ammeter	1			X				
130	169E-909-2L	. . Ammeter (Replaced by ECD071-5)	1			X				

ENSTROM F-28/280 SERIES ILLUSTRATED PARTS CATALOG

FIGURE 11-2. F-28C INSTRUMENT PANEL INSTALLATION

ITEM NUMBER	PART NUMBER	DESCRIPTION	QTY PER ASSY	MODELS AFFECTED						
				F-28A	280	F-28C	280C	F-28F	280F	280FX
140	ECD071-8	. Engine Cylinder Temperature Gauge	1			X				
140	169E-190-12L	. Engine Cylinder Temperature Gauge (Replaced by ECD071-8)	1			X				
150	20TC2-CA-3	. Panel Light Circuit Breaker Switch	1			X				
160	10-357290-1	. Ignition Switch	1			X				
170	20TC2-CA-15	. Anti-Collision Light Circuit Breaker Switch	1			X				
180	20TC2-CA-7.5	. Boost Pump Circuit Breaker Switch	1			X				
190	20TC2-CA-20	. Landing Light Circuit Breaker Switch	1			X				
200	MP-160-012-70	. Alternator Circuit Breaker 70 Amp	1			X				
-*	507-507-101	. Alternator Exciter Circuit Breaker	1			X				
210	507-507-101	. Trim Motor Circuit Breaker 7.5 Amp	1			X				
220	1500-052-1	. Instrument Circuit Breaker 1 Amp	1			X				
230	507-507-101	. Ignition Circuit Breaker 7.5 Amp	1			X				
240	28-18043	. Placard – Fuel Boot	1			X				
-	41EN-G5-2312	. Pressure Warning Indicator Light (Green)	1			X				
-	41EN-G3-2311	. Pressure Warning Indicator Light (Red)	1			X				
250	28-18051-3	. Switch Panel	1			X				
260	28-18049	. Instrument Panel	1			X				
270	28-18036--9	. Filler Plate 3.08" Diameter	A/R			X				
280	222	. Kendall Cloth Tape	A/R			X				
-	C-2400L4VW-AB-RG	. Compass, Airpath	1			X				
-	330	. Compass Bulb	1			X				
-	1592-30	. Scott Outside Air Temperature Gauge	1			X				
290	A8970B-1-330	. Instrument Light	7			X				

ENSTROM F-28/280 SERIES ILLUSTRATED PARTS CATALOG

FIGURE 11-2. F-28C INSTRUMENT PANEL INSTALLATION

ITEM NUMBER	PART NUMBER	DESCRIPTION	QTY PER ASSY	MODELS AFFECTED						
				F-28A	280	F-28C	280C	F-28F	280F	280FX
-	330	. Instrument Light Bulb	7			X				
-	22-370-60	. Shunt, 50 Millivolt	1			X				
300	2904-33	. Oil Pressure Switch	1			X				
310	1040	. Ball Bank Indicator	1			X				
320	KN500B1/8	. Knob	1			X				
-	0110	. Rheostat	1			X				
-**	28-18032-1	. Rheostat	1			X				
330	202A-1A	. EGT Gauge	1			X				
-▲	41EN-G3-2311	. Starter Engaged Warning Light	1			X				
-▲	41EN-G3-2311	. Alternator Discharge Light (Red)	1			X				
-▲	41EN-G3-2313	. Low Fuel Warning Light	1			X				

◆ Information contained herein represents components as installed at the time of manufacture.

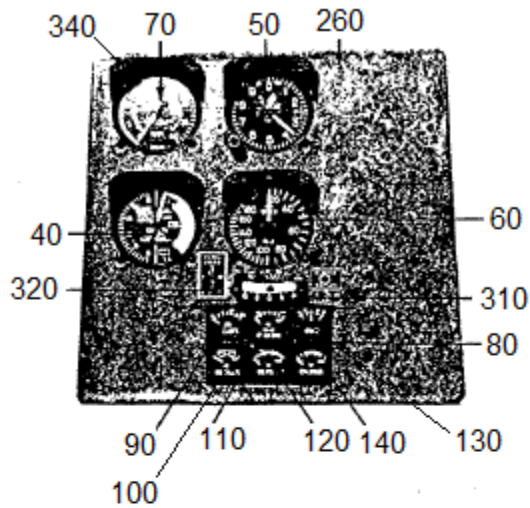
∞ Prior to F-28C-2.

* F-28C S/N 425 and subsequent.

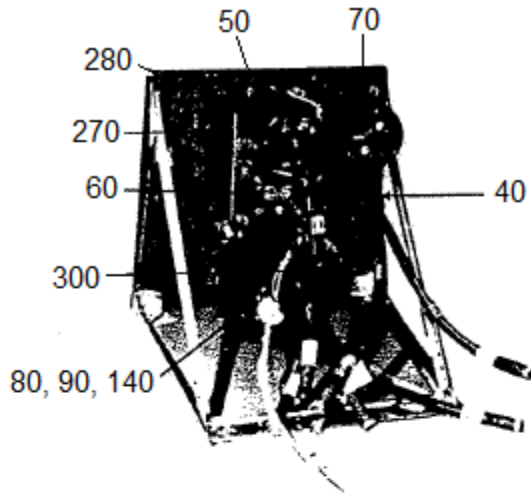
▲ Optional equipment.

** F-28C S/N 457 and subsequent.

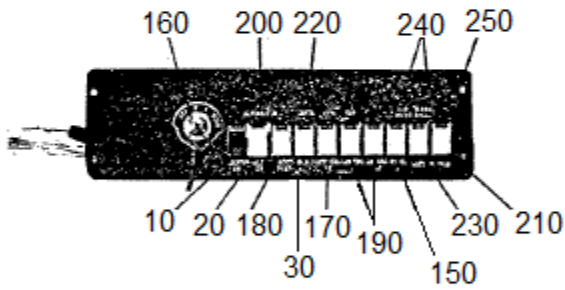
ENSTROM F-28/280 SERIES ILLUSTRATED PARTS CATALOG



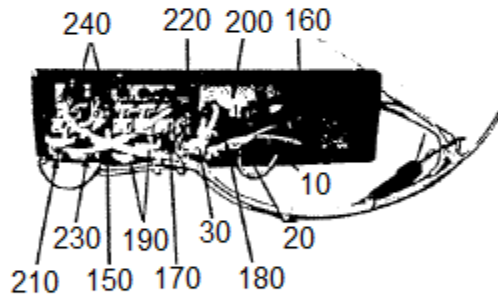
MAIN PANEL - 280



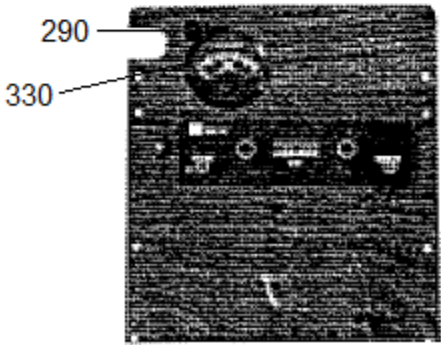
MAIN PANEL - REAR VIEW 280



SWITCH PANEL - 280C



SWITCH PANEL - REAR VIEW 280



LOWER PANEL - 280

FIGURE 11-3. 280C AND 280F INSTRUMENT PANEL INSTALLATION

ENSTROM F-28/280 SERIES ILLUSTRATED PARTS CATALOG

FIGURE 11-3. 280C AND 280F INSTRUMENT PANEL INSTALLATION

ITEM NUMBER	PART NUMBER	DESCRIPTION	QTY PER ASSY	MODELS AFFECTED						
				F-28A	280	F-28C	280C	F-28F	280F	280FX
—◆	280-180000	Instrument Installation	REF				X		X	
10	TIGM54-1C-RD-A	. Master Switch	1				X		X	
20	TILA64-1C-WH-A	. Alternator Switch	1				X		X	
-20A∞	TIGM54-1C-WH-A	. Alternator Switch	1				X		X	
30	20TC2-CA-7.5	. Navigation Light Circuit Breaker Switch	1				X		X	
40	6312-H69A	. Manifold Pressure/Fuel Flow Indicator	1				X			
50	5934	. Altimeter	1				X		X	
60	8000 CODE B251	. Airspeed Indicator	1				X		X	
70	65-29B	. Tachometer	1				X			
80	ECD071-11	. Instrument Panel	1				X			
80	22-169-09-1L	. Instrument Cluster (Replaced by ECD071-11)	1				X			
90	ECD071-3	. . Fuel Quantity Gauge	1				X			
90	169E-910-14-4L	. . Fuel Quantity Gauge (Replaced by ECD071-3)	1				X			
100	ECD071-6	. . Engine Oil Pressure Gauge	1				X			
100	169E-914-1L	. . Engine Oil Pressure Gauge (Replaced by ECD071-6)	1				X			
110	ECD071-4	. . MRGB Oil Temperature Gauge	1				X			
110	169E-910-15L	. . MRGB Oil Temperature Gauge (Replaced by ECD071-4)	1				X			
120	ECD071-7	. . Engine Oil Temperature Gauge	1				X			
120	169E-910-11L	. . Engine Oil Temperature Gauge (Replaced by ECD071-7)	1				X			
130	ECD071-5	. . Ammeter	1				X			
130	169E-909-2L	. . Ammeter (Replaced by ECD071-5)	1				X			
140	ECD071-8	. . Engine Cylinder Temperature Gauge	1				X			
140	169E-910-12L	. . Engine Cylinder Temperature Gauge (Replaced by ECD071-8)	1				X			

ENSTROM F-28/280 SERIES ILLUSTRATED PARTS CATALOG

FIGURE 11-3. 280C AND 280F INSTRUMENT PANEL INSTALLATION

ITEM NUMBER	PART NUMBER	DESCRIPTION	QTY PER ASSY	MODELS AFFECTED						
				F-28A	280	F-28C	280C	F-28F	280F	280FX
150	20TC2-CA-3	. Panel Light Circuit Breaker Switch	1				X		X	
160	10-357290-1	. Ignition Switch	1				X		X	
170	20TC2-CA-5	. Anti-Collision Light Circuit Breaker Switch	1				X		X	
180	20TC2-CA-7.5	. Boost Pump Circuit Breaker Switch	1				X		X	
190	20TC2-CA-20	. Landing Light Circuit Breaker Switch	1				X		X	
200	MP-160-012-70	. Alternator Circuit Breaker 70 Amp	1				X		X	
—	507-507-101	. Alternator Exciter Circuit Breaker	1				X		X	
210	20TC2-CA-7.5	. Trim Motor Circuit Breaker Switch	1				X		X	
220	1500-052-1	. Instrument Circuit Breaker	1				X		X	
230	20TC2-CA-7.5	. Ignition Circuit Breaker Switch	1				X		X	
240	NO NUMBER	. Fuel Pressure Warning System	1				X		X	
—	804-1710-0332-5	. Indicator Light (Green)	1				X		X	
—	803-1710-0331-5	. Indicator Light (Red)	1				X		X	
—	1815	. Bulb	1				X		X	
250	280-180004	. Switch Panel	1				X		X	
260	280-180004-21	. Instrument Panel	1				X		X	
270	28-18036-9	. Filler Plate 3.08" Diameter	A/R				X		X	
280	222	. Kendall Cloth Tape	A/R				X		X	
—	C-2400L4VW-AB-RG	. Compass	1				X		X	
—	1592-30	. Scott Outside Air Temperature Gauge	1				X		X	
290	A8970B-1-330	. Instrument Light	A/R				X		X	
—	330	. Instrument Light Bulb	A/R				X		X	
—	22-370-60	. Shunt, 50 Millivolt	1				X		X	
300	2904-33	. Oil Pressure Switch	1				X		X	
310	1040	. Ball Bank Indicator	1				X		X	

ENSTROM F-28/280 SERIES ILLUSTRATED PARTS CATALOG

FIGURE 11-3. 280C AND 280F INSTRUMENT PANEL INSTALLATION

ITEM NUMBER	PART NUMBER	DESCRIPTION	QTY PER ASSY	MODELS AFFECTED						
				F-28A	280	F-28C	280C	F-28F	280F	280FX
320	KN500B1/8	. Knob	1				X		X	
-	0110	. Rheostat	1				X		X	
-†	28-18082-1	. Rheostat	1				X		X	
330	202A-13BTR	. EGT Gauge	1				X		X	
340	B-4855B-330	. Instrument Light	A/R				X		X	
-*	41EN-G3-2311	. Starter Engaged Warning Light (Red)	1				X		X	
-*	41EN-G3-2311	. Alternator Discharge Light (Red)	1				X		X	
-*	41EN-G3-2313	. Low Fuel Light	1				X		X	
-*	ECD077-11	. Manifold/Fuel Pressure	1				X		X	
-*	ECD078-11	. Pressure Switch	1						X	
-*▲	ECD079-11	. Pressure Switch	1				X			
-*	ECD072-11	. Tachometer	1						X	
-*	ECD071-11	. Instrument Cluster	1						X	
-*	ECD071-3	. . Fuel Quantity Gauge	1						X	
-*	169E-910-14-5L	. . Fuel Quantity Gauge (Replaced by ECD071-3)	1						X	
-*	ECD071-6	. . Engine Oil Pressure Gauge	1						X	
-*	169E-914-2L	. . Engine Oil Pressure Gauge (Replaced by ECD071-6)	1						X	
-*	ECD071-4	. . MRGB Oil Temperature Gauge	1						X	
-*	169E-910-15-1L	. . MRGB Oil Temperature Gauge (Replaced by ECD071-4)	1						X	
-*	ECD071-7	. . Engine Oil Temperature Gauge	1						X	
-*	169E-910-11-3L	. . Engine Oil Temperature Gauge (Replaced by ECD071-7)	1						X	
-*	ECD071-5	. . Ammeter	1						X	
-*	169E-909-3L	. . Ammeter (Replaced by ECD071-5)	1						X	
-*	ECD071-8	. . Engine Cylinder Temperature Gauge	1						X	

ENSTROM F-28/280 SERIES ILLUSTRATED PARTS CATALOG

FIGURE 11-3. 280C AND 280F INSTRUMENT PANEL INSTALLATION

ITEM NUMBER	PART NUMBER	DESCRIPTION	QTY PER ASSY	MODELS AFFECTED						
				F-28A	280	F-28C	280C	F-28F	280F	280FX
-*	169E-910-12-1L	Engine Cylinder Temperature Gauge (Replaced by ECD071-8)	1						X	

◆ Information contained herein represents components as installed at the time of manufacture.

∞ 280C and 280F S/N 1149 and subsequent.

† 280C and 280F S/N 1161 and subsequent.

* Optional equipment.

▲ Without pop off valve.

ENSTROM F-28/280 SERIES ILLUSTRATED PARTS CATALOG

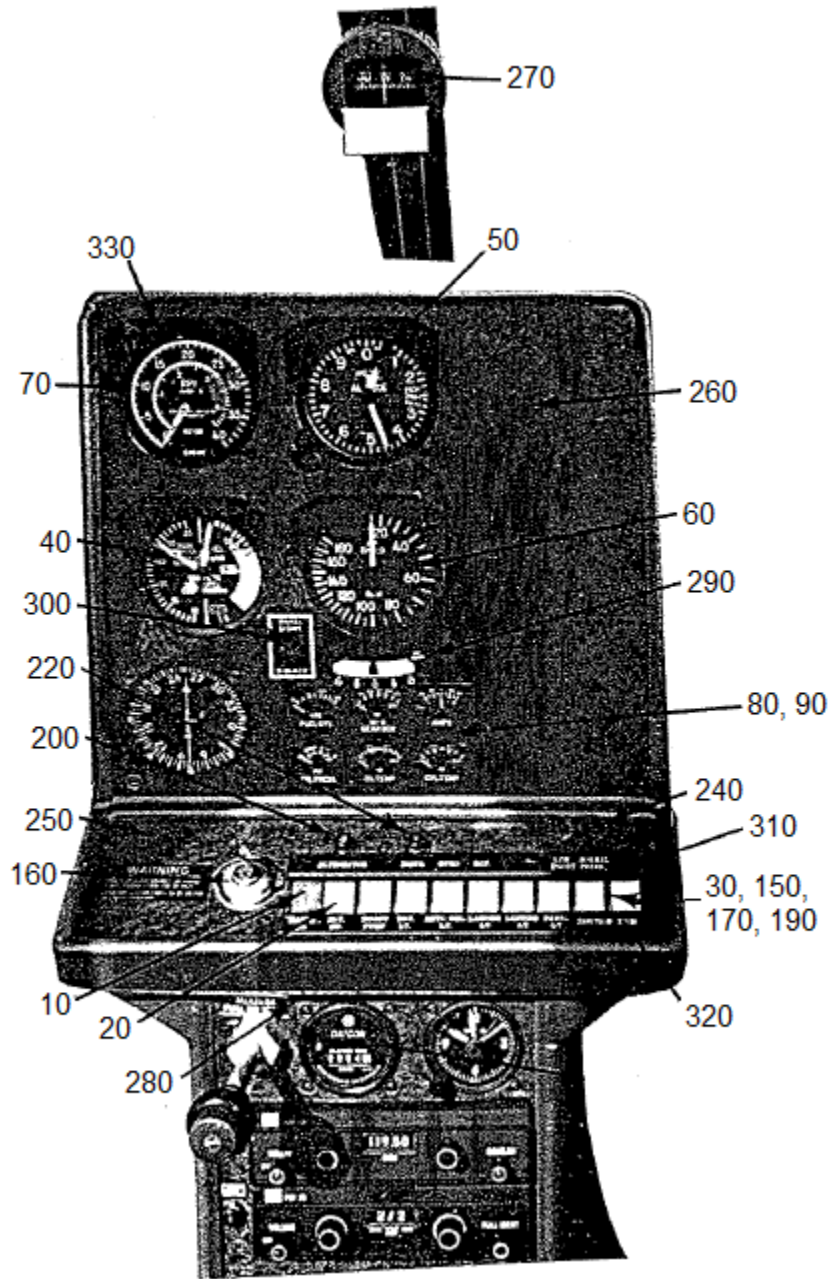


FIGURE 11-4. 280 INSTRUMENT PANEL INSTALLATION

ENSTROM F-28/280 SERIES ILLUSTRATED PARTS CATALOG

FIGURE 11-4. 280 INSTRUMENT PANEL INSTALLATION

ITEM NUMBER	PART NUMBER	DESCRIPTION	QTY PER ASSY	MODELS AFFECTED						
				F-28A	280	F-28C	280C	F-28F	280F	280FX
—*	280-180000	Instrument Installation	REF		X					
10	8134K21A1T50	. Master Switch	1		X					
20	8134K21A1M50	. Alternator Switch	1		X					
30	20TC2-CA-7.5	. Navigation Light Circuit Breaker Switch	1		X					
40	U16082-H61	. Manifold Pressure Gauge	1		X					
—40A	6312-H69	. Manifold Pressure Gauge	1				X			
50	5934	. Altimeter	1		X					
60	8000T	. Airspeed Indicator	1		X					
—60A	8000-B251	. Airspeed Indicator	1				X			
70	65-29AP	. Tachometer	1		X					
—70A	65-29B	. Tachometer	1				X			
80	ECD071-11	. Instrument Cluster	1		X					
80	22-169-09-1L	. Engine Instrument Cluster (Replaced by ECD071-11)	1		X					
90	ECD071-3	. . Fuel Quantity Gauge	1		X					
90	169E-910-14-4L	. . Fuel Quantity Gauge (Replaced by ECD071-3)	1		X					
100	ECD071-6	. . Engine Oil Pressure Gauge	1		X					
100	169E-914-1L	. . Engine Oil Pressure Gauge (Replaced by ECD071-6)	1		X					
110	ECD071-4	. . MRGB Oil Temperature Gauge	1		X					
110	169E-910-15L	. . MRGB Oil Temperature Gauge (Replaced by ECD071-4)	1		X					
120	ECD071-7	. . Engine Oil Temperature Gauge	1		X					
120	169E-910-11L	. . Engine Oil Temperature Gauge (Replaced by ECD071-7)	1		X					
130	ECD071-5	. . Ammeter	1		X					
130	169E-909-2L	. . Ammeter (Replaced by ECD071-5)	1		X					
140	ECD071-8	. . Engine Cylinder Temperature Gauge	1		X					

ENSTROM F-28/280 SERIES ILLUSTRATED PARTS CATALOG

FIGURE 11-4. 280 INSTRUMENT PANEL INSTALLATION

ITEM NUMBER	PART NUMBER	DESCRIPTION	QTY PER ASSY	MODELS AFFECTED						
				F-28A	280	F-28C	280C	F-28F	280F	280FX
140	169E-910-12L	. Engine Cylinder Temperature Gauge (Replaced by ECD071-8)	1		X					
150	20TC2-CA-3	. Panel Light Circuit Breaker	1		X					
160	20TC2-CA-7.5	. Ignition Switch	1		X					
170	20TC2-CA-5	. Anti-Collision Light Circuit Breaker Switch	1		X					
180	20TC2-CA-7.5	. Boost Pump Circuit Breaker Switch	1		X					
190	20TC2-CA-20	. Landing Light Circuit Breaker Switch	1		X					
200	MP-160-012-70	. Alternator Circuit Breaker 70 Amp	1		X					
210	20TC2-CA-7.5	. Trim Motor Circuit Breaker	1		X					
220	1500-052-1	. Instrument Breaker	1		X					
230	20TC2-CA-7.5	. Ignition Circuit Breaker	1		X					
240	804-1710-0332-504	. Fuel Pressure Warning System Indicator Light (Green)	1		X					
-	803-1710-0331-504	. Indicator Light (Red)	1		X					
250	280-180004-19	. Switch Panel	1		X					
260	280-180004-21	. Instrument Panel	1		X					
-	28-18036-10	. Filler Plate	1		X					
-	222	. Kendall Polyken Cloth Tape	A/R		X					
270	C-2400L4VW-AB-RG	. Airpath Compass	1		X					
-	330	. Compass Bulb	A/R		X					
-	1592-30	. Scott Outside Air Temperature Gauge	1		X					
280	A8970B-1-330	. Instrument Light	1		X					
-	330	. Instrument Bulb	A/R		X					
-	22-370-60	. Shunt, 50 Millivolt	1		X					
-	2904-33F5	. Pressure Switch	1		X					
290	1040	. Ball Bank Indicator	1		X					

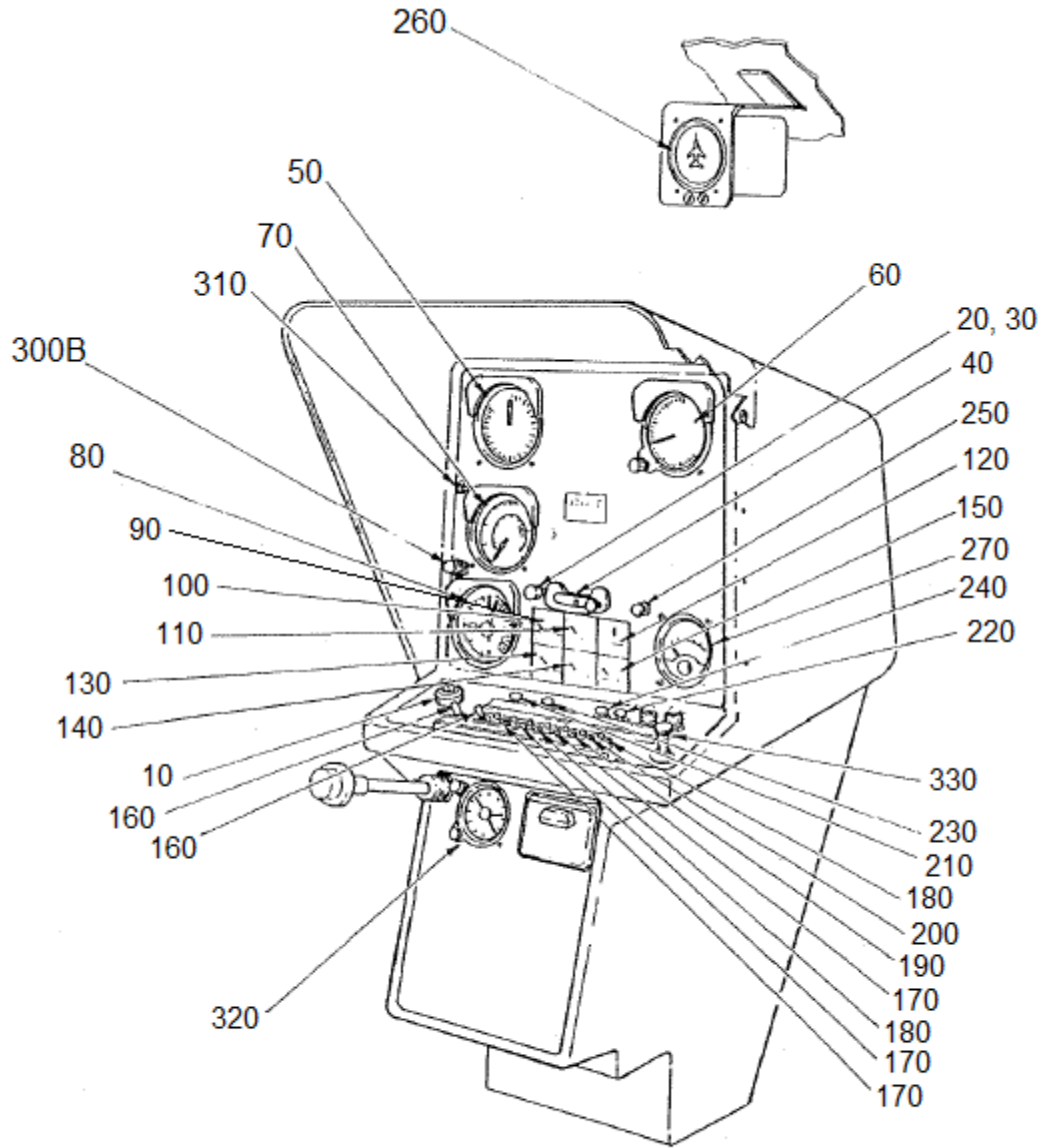
ENSTROM F-28/280 SERIES ILLUSTRATED PARTS CATALOG

FIGURE 11-4. 280 INSTRUMENT PANEL INSTALLATION

ITEM NUMBER	PART NUMBER	DESCRIPTION	QTY PER ASSY	MODELS AFFECTED						
				F-28A	280	F-28C	280C	F-28F	280F	280FX
300	0110	. Rheostat	1		X					
-	KN500B1/8	. Knob	1		X					
-	35-140-A	. EGT Gauge	1		X					
-	202A-1ATR	. EGT Gauge	1		X					
310	280-180005-2	. Panel Light (Upper)	1		X					
320	280-180005-1	. Panel Light (Lower)	1		X					
330	B-4855B-330	. Eyebrow Light	A/R		X					

* Information contained herein represents components as installed at the time of manufacture.

ENSTROM F-28/280 SERIES ILLUSTRATED PARTS CATALOG

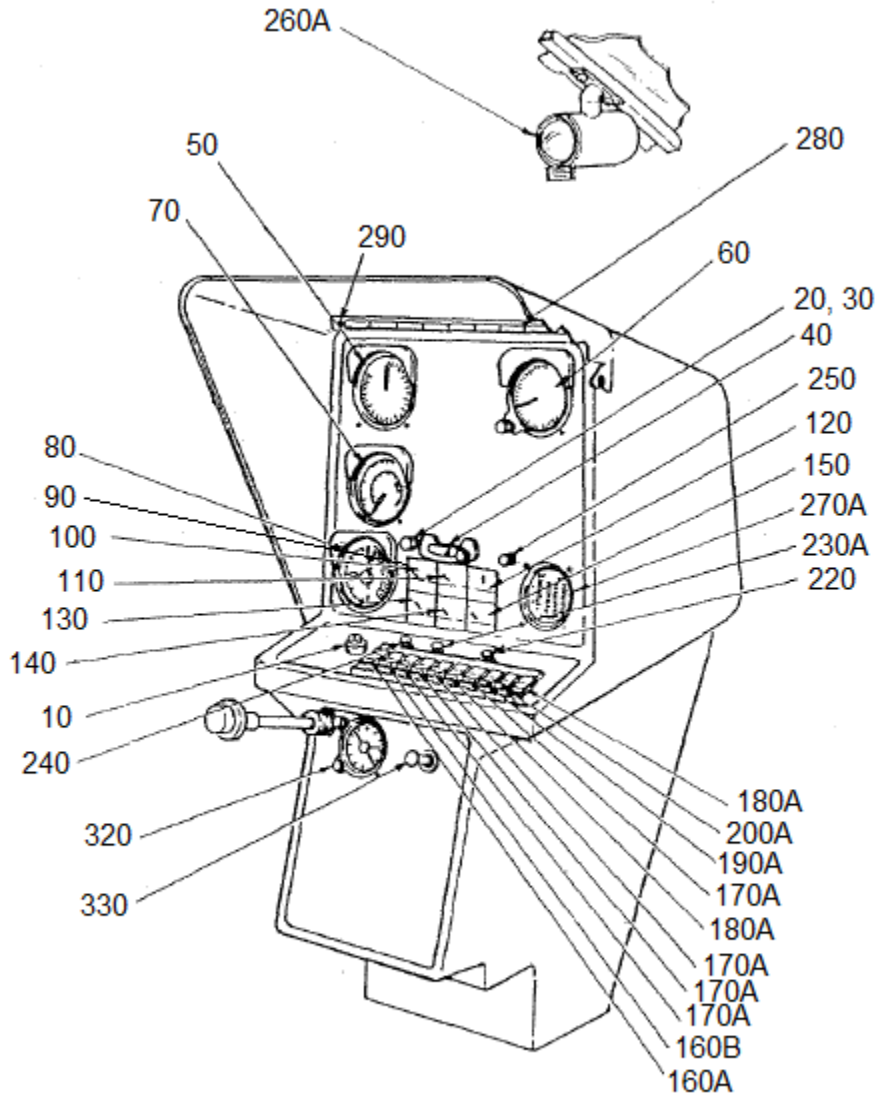


F-28F INSTRUMENT PANEL INSTALLATION (12V)

Sheet 1 of 2

FIGURE 11-5. F-28F AND 280FX INSTRUMENT PANEL INSTALLATION (12V)

ENSTROM F-28/280 SERIES ILLUSTRATED PARTS CATALOG



280FX INSTRUMENT PANEL INSTALLATION (12V)

Sheet 2 of 2

FIGURE 11-5. F-28F AND 280FX INSTRUMENT PANEL INSTALLATION (12V)

UNCONTROLLED COPY WHEN DOWNLOADED OR PRINTED

ENSTROM F-28/280 SERIES ILLUSTRATED PARTS CATALOG

FIGURE 11-5. F-28F AND 280FX INSTRUMENT PANEL INSTALLATION (12V)

ITEM NUMBER	PART NUMBER	DESCRIPTION	QTY PER ASSY	MODELS AFFECTED						
				F-28A	280	F-28C	280C	F-28F	280F	280FX
-	28-18099-101	Instrument Panel 280FX Wide 12V	REF						X	X
-	28-18099-111	Instrument Panel F28F Wide 12V	REF					X		
-	28-18099-119	Instrument Panel F28F Narrow 12V	REF					X		
-	28-18099-125	Instrument Panel 280FX Narrow 12V	REF						X	X
10	10-357290-1	. Ignition Switch	1					X	X	X
20	28-18082-9	. Panel Dimmer Control	1					X	X	X
30	KN500B1/8	. Knob	1					X	X	X
40	1040	. Ball Bank Indicator	1					X	X	X
-	MS35214-30	. Screw	1					X	X	X
-	AN515B-6-R14	. Screw (Superseded by MS35214-30)	1					X	X	X
-	NAS1149FN616P	. Washer (Alternate)	1					X	X	X
-	AN960-6L	. Washer	1					X	X	X
-	MS35338-41	. Washer (Alternate)	1					X	X	X
-	AN935-6	. Lock Washer	1					X	X	X
-	MS35649-262	. Nut	1					X	X	X
-	AN340-632	. Nut (Superseded by MS35649-262)	1					X	X	X
-▼	A8970B-1-330	. Post Light (Clear)	1					X	X	X
-	28-19031	Electrical Final Assembly	REF					X	X	X
-	28-22344-5	. Hour Meter Installation	1					X	X	X
-	T14BH517BC	. . Hour Meter 8-32V	1					X	X	X
-	773-4/50 VDC	. . Hour Meter (Superseded by T14BH517BC)	1					X		
-	773-8/50 VDC	. . Hour Meter (Superseded by T14BH517BC)	1						X	X
-	2716-00	. Outside Air Temp.	1					X	X	X
-	1592-30	. Outside Air Temp. (Superseded by 2716-00)	1					X	X	X
50	8000-B.852	. Airspeed Indicator (Narrow)	1					X		

UNCONTROLLED COPY WHEN DOWNLOADED OR PRINTED

ENSTROM F-28/280 SERIES ILLUSTRATED PARTS CATALOG

FIGURE 11-5. F-28F AND 280FX INSTRUMENT PANEL INSTALLATION (12V)

ITEM NUMBER	PART NUMBER	DESCRIPTION	QTY PER ASSY	MODELS AFFECTED						
				F-28A	280	F-28C	280C	F-28F	280F	280FX
50	8000 B.786	. Airspeed Indicator (Narrow) (Alternate to 8000-B.852)	1					X		
50	8000-B160	. Airspeed Indicator (Superseded by 8000-B.852)	1					X		
50A	8000-B.853	. Airspeed Indicator (Narrow)	1						X	X
50B	8000-B251	. Airspeed Indicator (Superseded by 8000-B.852 and 8000-B.853)	1					X	X	X
60	5934PD-3-A.253	. Altimeter	1					X	X	X
60	UI-5934-1	. Altimeter (Superseded by 5934PD-3-A.253)	1					X	X	X
70	ECD072-11	. Tachometer	1					X	X	X
80	ECD077-11	. Manifold Pressure	1					X	X	X
90	ECD071-11	. Instrument Cluster (Lighted)	1					X	X	X
100	ECD071-3	. . Fuel Quantity Gauge	1					X	X	X
110	ECD071-4	. . Oil Temp MRGB Gauge	1					X	X	X
120	ECD071-5	. . Ammeter Gauge	1					X	X	X
130	ECD071-6	. . Engine Oil Pressure Gauge	1					X	X	X
140	ECD071-7	. . Engine Oil Temperature Gauge	1					X	X	X
150	ECD071-8	. . Cylinder Temperature Gauge	1					X	X	X
-	B-4855B-330	. Eyebrow Light	4					X	X	X
-	330	. Bulb	A/R					X	X	X
-▼△	803-1710-0331-504	. Indicator Light (Red)	A/R					X	X	
-◇	804-1710-0332-504	. Indicator Light (Green)	A/R					X	X	
-	1815	. Bulb	A/R					X	X	X
160	12TS15-2	. Toggle Switch	2					X		
160	12T35-2	. Master Switch (Toggle) (Superseded by 12TS15-2)	1					X		
160A	TIGK54-1S-RD-A	. Master Switch (Rocker)	1						X	X
160B	TIGK54-1S-WH-A	. Alternator Switch (Rocker)	1						X	X
170	7270-1-7 1/2	. Circuit Breaker Switch (7.5A)	3					X		
170A	20TC2-CA-7.5	. Circuit Breaker (7.5A)	4						X	

UNCONTROLLED COPY WHEN DOWNLOADED OR PRINTED

ENSTROM F-28/280 SERIES ILLUSTRATED PARTS CATALOG

FIGURE 11-5. F-28F AND 280FX INSTRUMENT PANEL INSTALLATION (12V)

ITEM NUMBER	PART NUMBER	DESCRIPTION	QTY PER ASSY	MODELS AFFECTED						
				F-28A	280	F-28C	280C	F-28F	280F	280FX
180	7270-1-5	. Circuit Breaker (5A)	2					X		
180A	20TC2-CA-5	. Circuit Breaker (5A)	2						X	X
190	7270-1-3	. Circuit Breaker (3A)	1					X		
190A	20TC2-CA-3	. Circuit Breaker (3A)	1						X	X
200	7270-1-20	. Circuit Breaker (20A)	1					X		
200A	20TC2-CA-20	. Circuit Breaker (20A)	1						X	X
210	MP-160-012-70	. Circuit Breaker Switch (70A)	1					X	X	X
220	MS26574-7 1/2	. Circuit Breaker (12V)	1					X	X	X
220	507-507-101 (7.5A)	. Circuit Breaker (Alt. Exciter) (Superseded by MS26574-7 1/2)	1					X	X	X
230	MS26574-2 1/2	. Circuit Breaker (2 1/2A)	1					X	X	
230	1500-052-205	. Circuit Breaker (2.5A) (Superseded by MS26574-2 1/2)	1					X	X	
230A	1500-052-1	. Circuit Breaker (1A)	1							X
240	MS26574-20	. Circuit Breaker (20A)	1					X	X	X
240	700-001-20	. Circuit Breaker (20A) (Superseded by MS26574-20)	1					X	X	X
250*	1500-052-2	. Circuit Breaker (Alternate)	1					X	X	X
250	3MC1-3-2	. Buss Fault Circuit Breaker	1					X	X	X
-	28-18084-5	Magnetic Compass Instl.	REF					X		
260	PAI-700	. Compass	1					X		
260	H1-400-14	. Compass (Obsolete)	1					X		
-	28-19032	Magnetic Compass Instl.	REF						X	X
260A	C2400L4VWAB-RG	. Compass	1						X	X
-▲	28-18091-1	. ID Panel Assembly (Lower)	1					X		
-▲◆	28-18091-103	. ID Panel Assembly (Lower)	1					X		
-▲	28-18091-107	. ID Panel Assembly (Lower)	1					X		
-	28-18091-133	. ID Panel Assembly (Lower)	1					X		
-	28-18069-21	. Illuminated Panel (Lower) (Narrow)	1					X	X	X
-▲	28-18091-5	. ID Panel Assembly (Lower)	1						X	X

UNCONTROLLED COPY WHEN DOWNLOADED OR PRINTED

ENSTROM F-28/280 SERIES ILLUSTRATED PARTS CATALOG

FIGURE 11-5. F-28F AND 280FX INSTRUMENT PANEL INSTALLATION (12V)

ITEM NUMBER	PART NUMBER	DESCRIPTION	QTY PER ASSY	MODELS AFFECTED						
				F-28A	280	F-28C	280C	F-28F	280F	280FX
-▲	28-18091-3	. ID Panel Assembly (Upper)	1					X		
-▲◆	28-18091-101	. ID Panel Assembly (Upper)	1					X		
-▲	28-18091-105	. ID Panel Assembly (Upper)	1					X		
-▲	28-18091-109	. ID Panel Assembly (Upper)	1					X		
-▲	28-18091-111	. ID Panel Assembly (Upper)	1							X
-▲	28-18091-113	. ID Panel Assembly (Upper)	1						X	
-	28-18091-131	. ID Panel Assembly (Upper)	1					X		
-	28-18069-19	. Illuminated Panel (Upper) (Narrow)	1					X	X	X
-	22-370-60	. Shunt (50 M.V.)	1					X	X	X
-	2335-265-1	. Oil Pressure Switch	1					X	X	X
-	2904-33	. Oil Pressure Switch (Replaced by 2335-265-1)	1					X	X	X
-	ECD078-11	. Pressure Switch (Overboost)	1					X	X	X
-	28-18036-9	. Filler Plate	A/R					X	X	X
-	28-18036-10	. Filler Plate	A/R					X	X	X
-	222	. Cloth Tape	A/R					X	X	X
270∞	202A-13BTR	. E.G.T.	1					X	X	X
270A∞	28-01026-3	. Graphic Engine Monitor (603)	1					X	X	X
270B†	28-01026-1	. Graphic Engine Monitor (602)	1					X	X	X
280	28-19045-1	. Annunciator Panel	1							X
280A	28-19045-3	. Annunciator Panel	1							X
280B	28-19045-5	. Annunciator Panel	1							X
280C	28-19045-7	. Annunciator Panel	1					X		
280D	28-19045-9	. Annunciator Panel	1							X
290	30-1UL	. . Test Switch	1					X		X
300	28-18095-1	. Overboost Installation	1					X		X
300A	28-18095-3	. Overboost Installation	1					X		X
300B	28-18095-6	. Overboost Installation	1					X	X	X
310	MS25331-8	. . Light Assembly (Used with 28- 18095-1 and 28-18095-3)	1					X	X	X

UNCONTROLLED COPY WHEN DOWNLOADED OR PRINTED

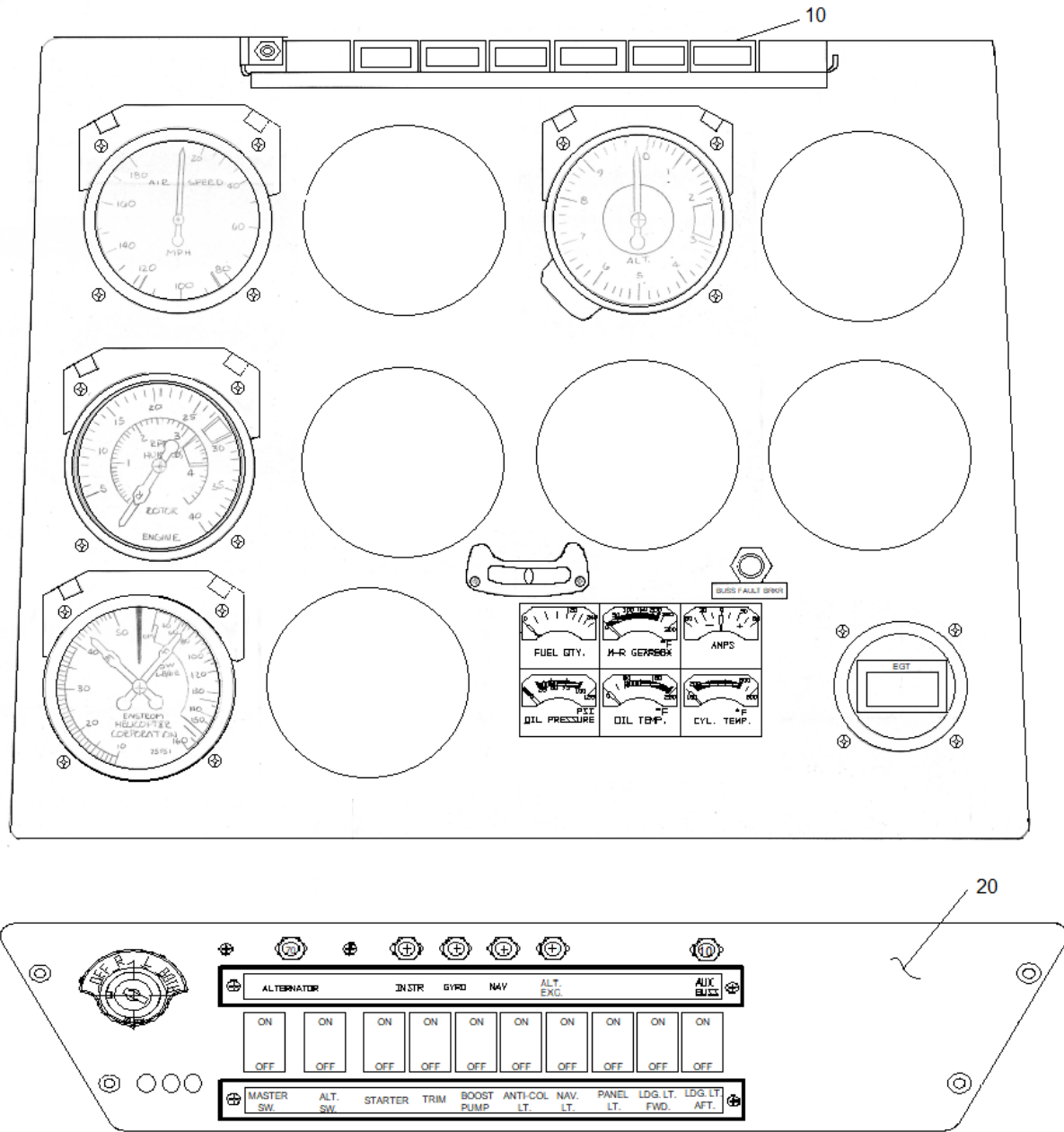
ENSTROM F-28/280 SERIES ILLUSTRATED PARTS CATALOG

FIGURE 11-5. F-28F AND 280FX INSTRUMENT PANEL INSTALLATION (12V)

ITEM NUMBER	PART NUMBER	DESCRIPTION	QTY PER ASSY	MODELS AFFECTED						
				F-28A	280	F-28C	280C	F-28F	280F	280FX
320†	W33-7516-10ET-1	. Clock – 8 Day	1					X	X	X
330†	L-141C	. Cigarette Lighter	1					X	X	X
-†	41EN-G3-2311	. Indicator Light (Red)	2					X	X	X
-†	41EN-G3-2313	. Indicator Light (Amber)	1	X	X	X	X	X	X	X

- ▼ Preferred replacement part.
- △ Not used on F-28F with annunciator panel.
- ◇ Not used on new F-28F and 280F models.
- * Use 1500-052-2 circuit breaker as an acceptable alternate from F-28F S/N 509 to S/N 814 and 280FX S/N 2001 to S/N 2091.
- ◆ Right hand pilot controls only.
- ▲ Customer Service use only.
- ∞ E.G.T. or Graphic Engine Monitor to be installed per customer order.
- † Customer option.

ENSTROM F-28/280 SERIES ILLUSTRATED PARTS CATALOG

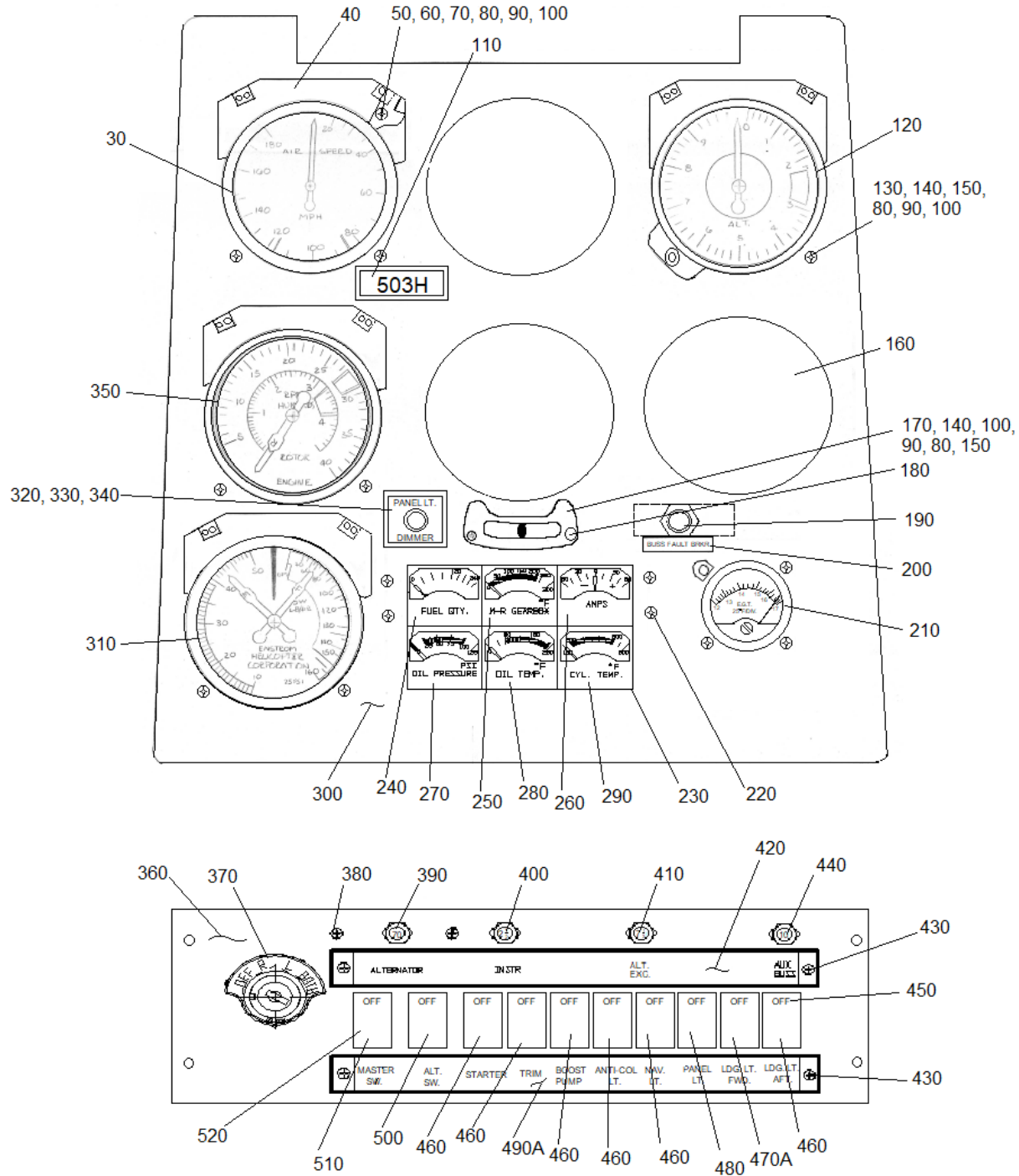


WIDE PANEL CONFIGURATION

Sheet 1 of 2

FIGURE 11-6. F-28F AND 280FX INSTRUMENT PANEL INSTALLATION (24V)

ENSTROM F-28/280 SERIES ILLUSTRATED PARTS CATALOG



NARROW PANEL CONFIGURATION

Sheet 2 of 2

FIGURE 11-6. F-28F AND 280FX INSTRUMENT PANEL INSTALLATION (24V)

UNCONTROLLED COPY WHEN DOWNLOADED OR PRINTED

ENSTROM F-28/280 SERIES ILLUSTRATED PARTS CATALOG

FIGURE 11-6. F-28F AND 280FX INSTRUMENT PANEL INSTALLATION (24V)

ITEM NUMBER	PART NUMBER	DESCRIPTION	QTY PER ASSY	MODELS AFFECTED						
				F-28A	280	F-28C	280C	F-28F	280F	280FX
-	28-18099-3	Instrument Installation 24V (Wide)	REF					X		X
-	28-18099-7	Instrument Installation 24V (Narrow)	REF					X		X
10	28-19041	. Annunciator System	1					X		X
20	28-18156-1	. Switch Panel F-28F (Wide)	1					X		
-20A	28-18156-3	. Switch Panel 280FX (Wide)	1							X
30	8000-B251	. Airspeed Indicator	1					X		X
40	B-4855B-330	. Grimes Lt.	4					X		X
50	MS35214-29	. Screw	4					X		X
50	AN515B-6-R12	. Screw (Superseded by MS35214-29)	4					X		X
60	MS35214-31	. Screw	4					X		X
60	AN515B-6-R16	. Screw (Superseded by MS35214-31)	4					X		X
70	A8943-632-493	. Nut	6					X		X
80	MS35649-262	. Nut	5					X		X
80	AN340-632	. Nut (Superseded by MS35649-262)	5					X		X
90	MS35338-41	. Washer (Alternate)	5					X		X
90	AN935-6	. Lock Washer	5					X		X
100	NAS1149FN616P	. Washer (Alternate)	5					X		X
100	AN960-6L	. Washer	5					X		X
110	28-180020-11	. Registration I.D. Panel	1					X		X
120	UI5934-3	. Altimeter	1					X		X
130	MS35214-109	. Screw	4					X		X
130	AN515B-6-R18	. Screw (Superseded by MS35214-109)	4					X		X
140	MS35214-30	. Screw	3					X		X
140	AN515B-6-R14	. Screw (Superseded by MS35214-30)	3					X		X
150	A8944-632-493	. Nut	2					X		X
160	280-180004-25	. Plug	3					X		X

UNCONTROLLED COPY WHEN DOWNLOADED OR PRINTED

ENSTROM F-28/280 SERIES ILLUSTRATED PARTS CATALOG

FIGURE 11-6. F-28F AND 280FX INSTRUMENT PANEL INSTALLATION (24V)

ITEM NUMBER	PART NUMBER	DESCRIPTION	QTY PER ASSY	MODELS AFFECTED						
				F-28A	280	F-28C	280C	F-28F	280F	280FX
170	1040	. Ball Bank Indicator	1					X		X
180	A8970B-1-330	. Post Lt.	1					X		X
*190	1500-052-2	. Circuit Breaker (Alternate)	1					X		X
190	3MC1-3-2	. Circuit Breaker	1					X		X
200	28-18081-11	. Placard	1					X		X
210	28-181005-1	. Turbine Inlet Installation	1					X		X
220	MS35214-25	. Screw	4					X		X
220	AN515B-6-R6	. Screw (Superseded by MS35214-25)	4					X		X
230	ECD071-15	. Instrument Panel	1					X		X
230	ECD071-11	. Instrument Cluster (Superseded by ECD071-15)	1					X		X
240	ECD071-103	. . Fuel Qty. Gauge	1					X		X
250	ECD071-104	. . Oil Temp. MRGB Gauge	1					X		X
260	ECD071-105	. . Ammeter Gauge	1					X		X
270	ECD071-106	. . Eng. Oil Press. Gauge	1					X		X
280	ECD071-107	. . Eng. Oil Temp. Gauge	1					X		X
290	ECD071-108	. . Cylinder Temp. Gauge	1					X		X
300	280-180003-3	. Chassis Assembly	1					X		X
310	ECD077-11	. Man./Fuel Pressure Gauge	1					X		X
320	28-18082-9	. Panel Dimmer Control	1					X		X
330	28-22501-11	. Placard	1					X		X
340	KN500B1/8	. Knob	1					X		X
350	ECD072-11	. Tachometer	1					X		X
360	28-180004-5	. Panel Assembly	1					X		X
370	10-357290-1	. Ignition Switch	1					X		X
380	MS35214-26	. Screw	2					X		X
380	AN515B-6-R7	. Screw (Superseded by MS35214-26)	2					X		X
390	MP-160-012-70	. Circuit Breaker (70A)	1					X		X
-390A	MP-160-012-100	. Circuit Breaker (100A) (Narrow)	1					X		X

UNCONTROLLED COPY WHEN DOWNLOADED OR PRINTED

ENSTROM F-28/280 SERIES ILLUSTRATED PARTS CATALOG

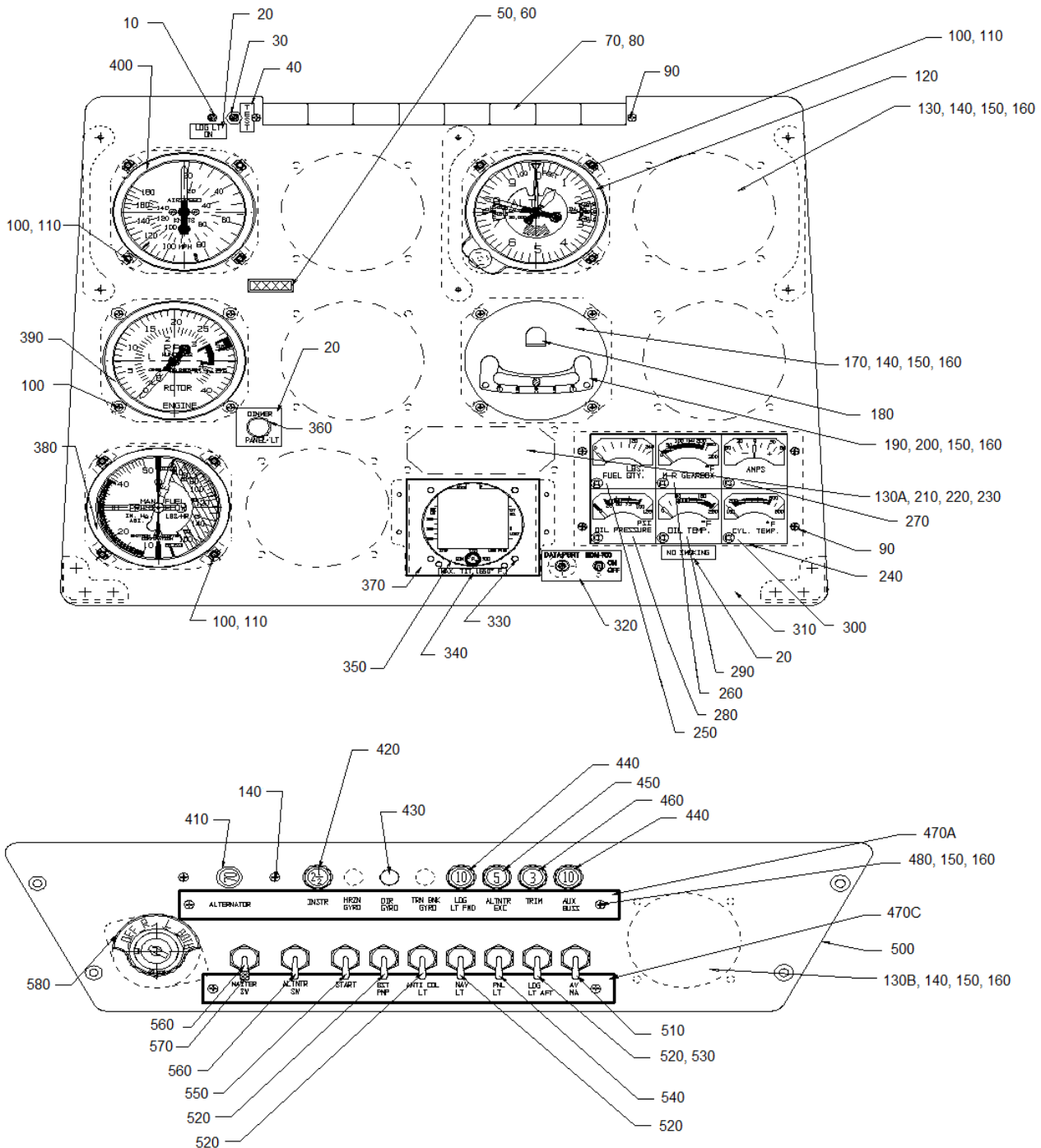
FIGURE 11-6. F-28F AND 280FX INSTRUMENT PANEL INSTALLATION (24V)

ITEM NUMBER	PART NUMBER	DESCRIPTION	QTY PER ASSY	MODELS AFFECTED						
				F-28A	280	F-28C	280C	F-28F	280F	280FX
400	1500-052-205	. Circuit Breaker	1					X		X
410	MS25244-5	. Circuit Breaker	1					X		X
410	1500-056-3	. Circuit Breaker (3A) (Superseded by MS25244-5)	1					X		X
420	28-18091-123	. Upper I.D. Panel Assembly	1							X
430	MS24693-BB26	. Screw	20					X		X
430	AN507-B-632-R6	. Screw (Superseded by MS24693-BB26)	20					X		X
440	700-001-10	. Circuit Breaker	1					X		X
450	28-18052-1	. Placard	10					X		X
460	20TC2-CA-5	. Circuit Breaker Switch (5A)	1					X		X
-460A	20TC2-CA-7.5	. Circuit Breaker Switch (7.5A)	6					X		X
470	20TC2-CA-20	. Circuit Breaker Switch (20A)	1					X		X
-470A	20TC2-CA-10	. Circuit Breaker Switch (10A) (Narrow)	1					X		X
480	20TC2-CA-3	. Circuit Breaker Switch (3A)	1					X		X
490	28-18091-5	. Lower I.D. Panel Assembly	1					X		X
-490A	28-18091-121	. Lower I.D. Panel Assembly (Narrow)	1					X		X
500	TIGK54-15-WH-A	. Switch	1					X		X
510	TIGK54-15-RD-A	. Switch	1					X		X
520	28-18053-1	. Placard	10					X		X

* Use 1500-052-2 circuit breaker as an acceptable alternate from F-28F S/N 509 to S/N 814 and 280FX S/N 2001 to S/N 2091.

UNCONTROLLED COPY WHEN DOWNLOADED OR PRINTED

ENSTROM F-28/280 SERIES ILLUSTRATED PARTS CATALOG



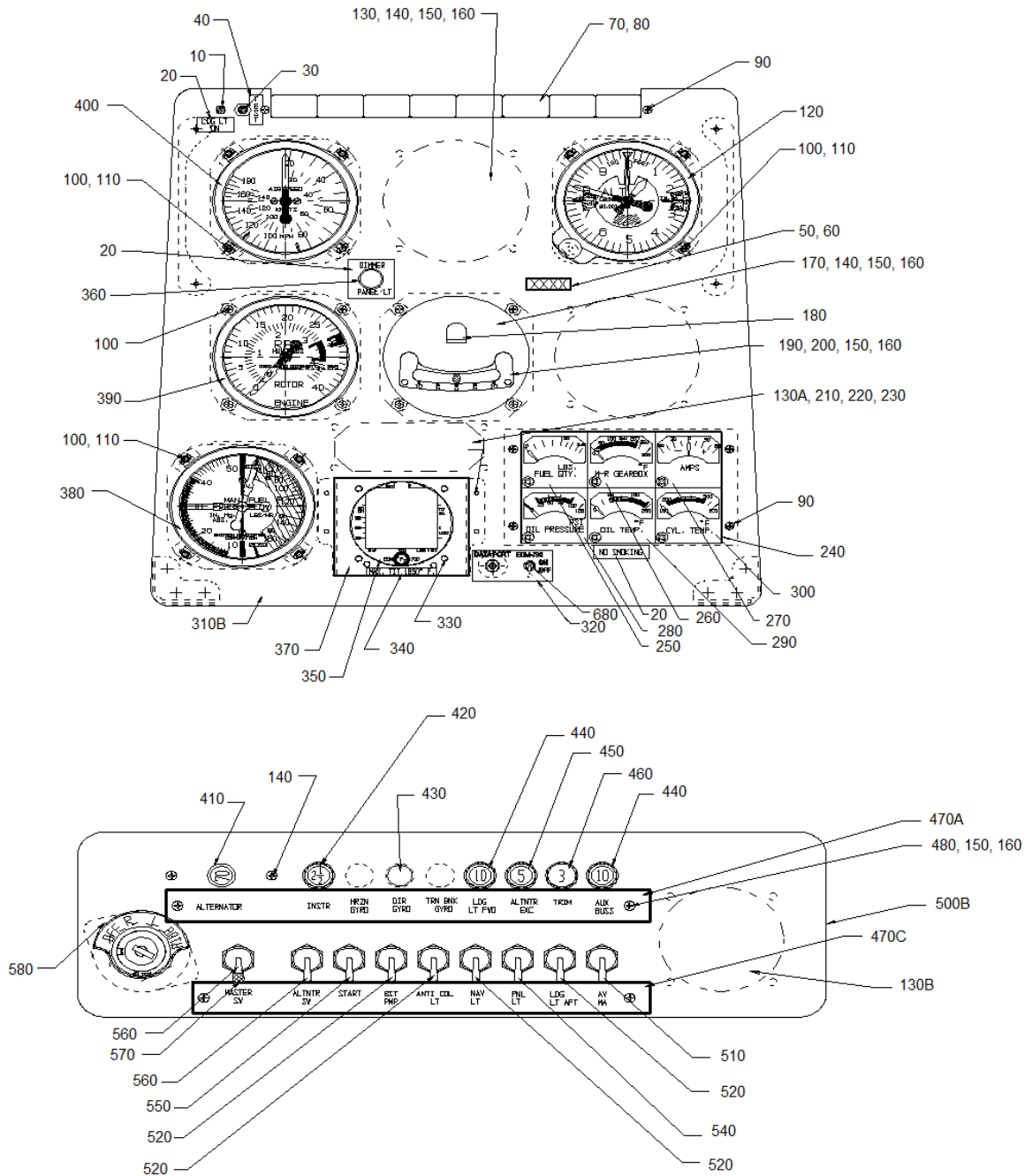
F-28F: S/N 833 AND SUBSEQUENT

Sheet 1 of 4

FIGURE 11-7. F-28F INSTRUMENT PANEL INSTALLATION (24V)

UNCONTROLLED COPY WHEN DOWNLOADED OR PRINTED

ENSTROM F-28/280 SERIES ILLUSTRATED PARTS CATALOG



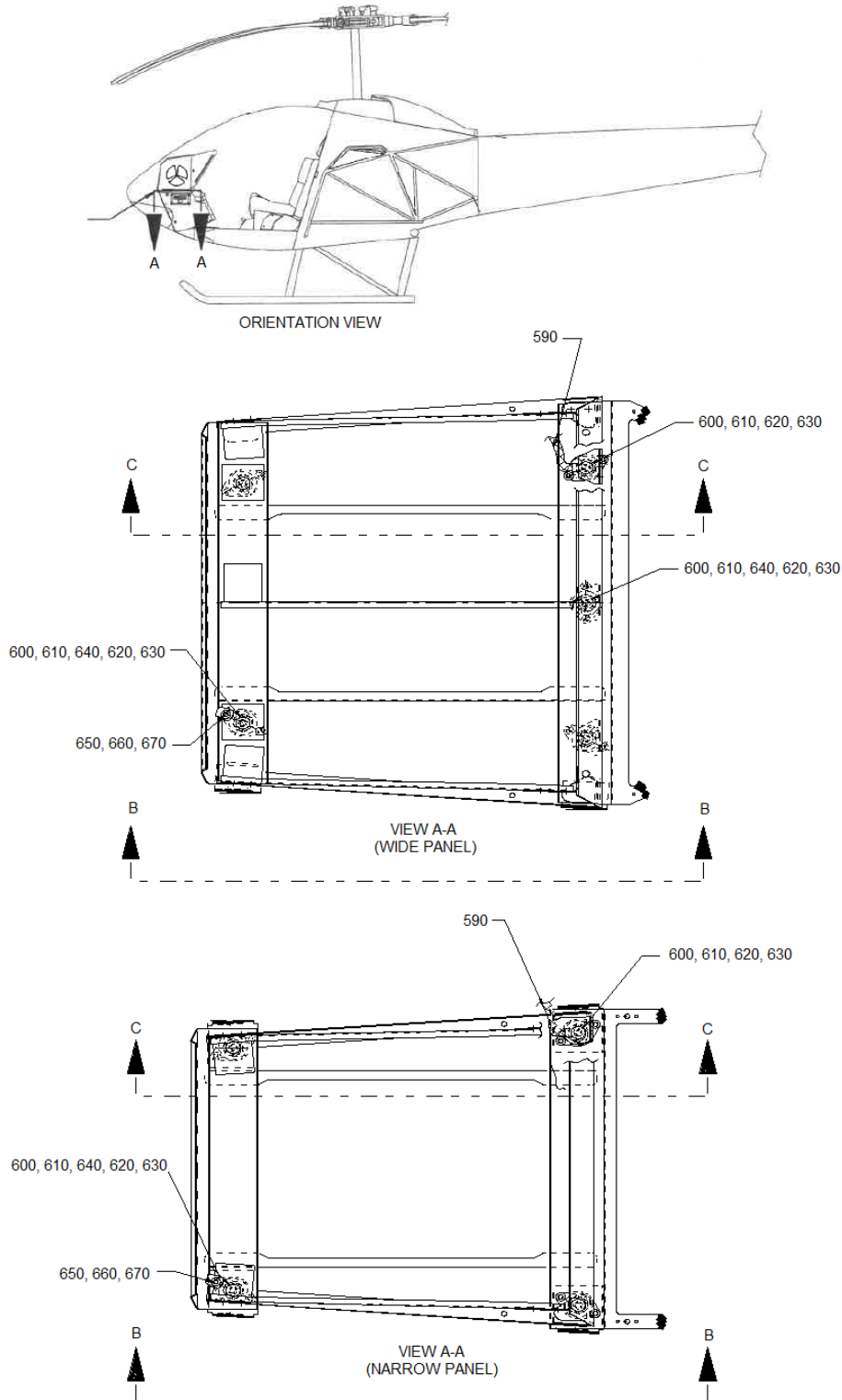
F-28F: S/N 833 AND SUBSEQUENT

Sheet 2 of 4

FIGURE 11-7. F-28F INSTRUMENT PANEL INSTALLATION (24V)

UNCONTROLLED COPY WHEN DOWNLOADED OR PRINTED

ENSTROM F-28/280 SERIES ILLUSTRATED PARTS CATALOG



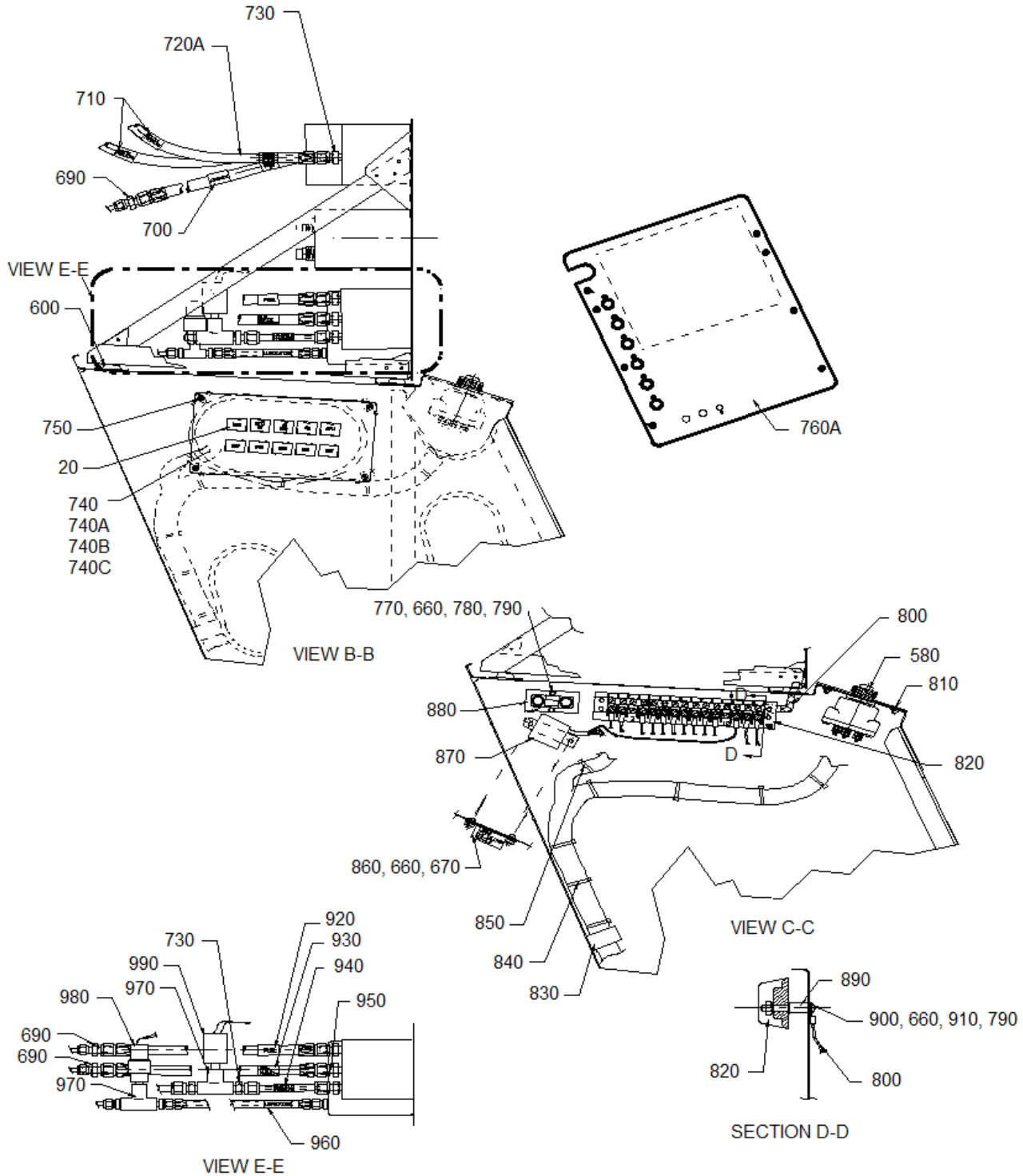
F-28F: S/N 833 AND SUBSEQUENT

Sheet 3 of 4

FIGURE 11-7. F-28F INSTRUMENT PANEL INSTALLATION (24V)

UNCONTROLLED COPY WHEN DOWNLOADED OR PRINTED

ENSTROM F-28/280 SERIES ILLUSTRATED PARTS CATALOG



F-28F: S/N 833 AND SUBSEQUENT

Sheet 4 of 4

FIGURE 11-7. F-28F INSTRUMENT PANEL INSTALLATION (24V)

UNCONTROLLED COPY WHEN DOWNLOADED OR PRINTED

ENSTROM F-28/280 SERIES ILLUSTRATED PARTS CATALOG

FIGURE 11-7. F-28F INSTRUMENT PANEL INSTALLATION (24V)

ITEM NUMBER	PART NUMBER	DESCRIPTION	QTY PER ASSY	MODELS AFFECTED						
				F-28A	280	F-28C	280C	F-28F	280F	280FX
-	28-18099-157	Instrument Installation 24V (Wide)	REF					X		
-	28-18099-169	Panel Assembly 24V (Wide)	REF					X		
-	28-18099-149	Instrument Installation 24V (Narrow)	REF					X		
-	28-18099-161	Panel Assembly 24V (Narrow) (Alternate to 28-18099-165)	REF					X		
-	28-18099-165	Panel Assembly 24V (Narrow)	REF					X		
10	28-19027-13	. LED Indicator Light Assy	1					X		
20	28-19064-1	. Placard	1					X		
30	30-1UL	. Switch	1					X		
40	28-19046-11	. Placard	1					X		
50	28-180020-11	. I.D. Panel	1					X		
60	Y9485	. Tape	A/R					X		
70	ECD089-3	. Light Assembly Annunciator	1					X		
80	327	. Lamp 24V	16					X		
90	MS35214-25	. Screw	6					X		
100	MS35214-31	. Screw	15					X		
110	MS33737-16C	. Instrument Mounting Nut	11					X		
120	5934PD-3-A.253	. Altimeter	1					X		
130	28-18060-11	. Cover	5					X		
130A	28-18060-13	. Cover	1					X		
130B	28-18060-15	. Cover	1					X		
140	MS35214-26	. Screw	30					X		
150	NAS1149FN616P	. Washer	30					X		
160	MS21083N06	. Nut	30					X		
170*	4196603-23	. Plug	1					X		
180*	A350CNIWBKSH28	. Post Lite	1					X		
190*	1040	. Inclinator Ball	1					X		
200	MS35214-30	. Screw	2					X		
210	MS35214-15	. Screw	4					X		
220	NAS1149FN416P	. Washer	4					X		

UNCONTROLLED COPY WHEN DOWNLOADED OR PRINTED

ENSTROM F-28/280 SERIES ILLUSTRATED PARTS CATALOG

FIGURE 11-7. F-28F INSTRUMENT PANEL INSTALLATION (24V)

ITEM NUMBER	PART NUMBER	DESCRIPTION	QTY PER ASSY	MODELS AFFECTED						
				F-28A	280	F-28C	280C	F-28F	280F	280FX
230	MS21044N04	. Nut	4					X		
240	ECD071-15	. Instrument Cluster	1					X		
250	ECD071-103	. . Fuel Qty. Gauge	1					X		
260	ECD071-104	. . Oil Temp. MRGB Gauge	1					X		
270	ECD071-105	. . Ammeter Gauge	1					X		
280	ECD071-106	. . Eng. Oil Press. Gauge	1					X		
290	ECD071-107	. . Eng. Oil Temp. Gauge	1					X		
300	ECD071-108	. . Cylinder Temp. Gauge	1					X		
310	28-18153-107	. Panel Assembly (Wide)	1					X		
-310A	28-18153-109	. Panel Assembly (Narrow) (Alternate)	1					X		
310B	28-18153-105	. Panel Assembly (Narrow)	1					X		
320	28-22540-17	. Placard	1					X		
330	AN515-B6R3	. Screw	4					X		
340	28-22543-13	. Placard	1					X		
350	28-22093-3	. EDM-700-4C Installation	1					X		
360	KN500B1/8	. Knob	1					X		
370	28-18101-11	. Bracket	1					X		
380	ECD077-11	. Manifold Pressure	1					X		
390	ECD072-11	. Dual Tachometer	1					X		
400	8000 B.852	. Airspeed	1					X		
-	60618-1	. Pin	11					X		
-	1-480319-0	. Pin Housing	4					X		
-	PLT4S-CO	. Cable Tie	A/R					X		
-	60617-1	. Socket	8					X		
-	1-480318-0	. Socket Housing	4					X		
410	160-012-70	. Circuit Breaker 70A P/P	1					X		
420	7274-2-2 1/2	. Circuit Breaker 2 ½ A	1					X		
430	1684	. Hole Plug	A/R					X		
440	7274-2-10	. Circuit Breaker 10A	2					X		
450	7274-2-5	. Circuit Breaker 5A	1					X		

UNCONTROLLED COPY WHEN DOWNLOADED OR PRINTED

ENSTROM F-28/280 SERIES ILLUSTRATED PARTS CATALOG

FIGURE 11-7. F-28F INSTRUMENT PANEL INSTALLATION (24V)

ITEM NUMBER	PART NUMBER	DESCRIPTION	QTY PER ASSY	MODELS AFFECTED						
				F-28A	280	F-28C	280C	F-28F	280F	280FX
460	7274-2-3	. Circuit Breaker 3A	1					X		
-470	28-18069-31	. Panel (Alternate to 28-18069-15)	1					X		
470A	28-18069-15	. Panel	1					X		
-470B	28-18069-33	. Panel (Alternate to 28-18069-17)	1					X		
470C	28-18069-17	. Panel	1					X		
480	MS35214-28	. Screw	4					X		
490	28-18069-17	. Panel	1					X		
500	28-18171-31	. Panel (Wide)	1					X		
-500A	28-18171-33	. Panel (Narrow) (Alternate)	1					X		
500B	28-18171-29	. Panel (Narrow)	1					X		
510	7270-1-35	. Circuit Breaker Switch 35A	A/R					X		
520	7270-1-5	. Circuit Breaker Switch 5A	3					X		
530	1687	. Hole Plug	A/R					X		
540	7270-1-3	. Circuit Breaker Switch 3A	1					X		
550	7270-1-7 1/2	. Circuit Breaker Switch 7 1/2 A	1					X		
560	12TS15-2	. Toggle Switch	2					X		
570	15PA90-4R	. Red Cap	1					X		
580	10-357290-1	. Ignition Switch	1					X		
590	28-19021-10	. Grounding Strap	1					X		
600	770001-5	. Mount	6					X		
610	NAS6603-14	. Bolt	6					X		
610	AN3-12A	. Bolt (Superseded by NAS6603-14)	6					X		
620	NAS1149F0332P	. Washer	6					X		
630	MS21044N3	. Nut	6					X		
640	NAS1149F0363P	. Nut	4					X		
650	MS35190-253	. Screw	10					X		
660	NAS1149FN832P	. Washer	24					X		
670	MS21083N08	. Nut	12					X		
680	7101SYZQE	. Switch	1					X		

UNCONTROLLED COPY WHEN DOWNLOADED OR PRINTED

ENSTROM F-28/280 SERIES ILLUSTRATED PARTS CATALOG

FIGURE 11-7. F-28F INSTRUMENT PANEL INSTALLATION (24V)

ITEM NUMBER	PART NUMBER	DESCRIPTION	QTY PER ASSY	MODELS AFFECTED						
				F-28A	280	F-28C	280C	F-28F	280F	280FX
690	AN815-4D	. Coupling	4					X		
700	28-12472-11	. Placard	2					X		
710	28-12470-11	. Placard	4					X		
-720	28-18061-3	. Hose (Alternate)	7							
720A	28-18061-1	. Hose	7					X		
730	AN816-4D	. Adapter	6					X		
740	28-19073-1	. Fuse Panel Assembly	A/R					X		
740A	28-19073-3	. Fuse Panel Assembly	A/R					X		
740B	28-19073-5	. Fuse Panel Assembly	A/R					X		
740C	28-19073-7	. Fuse Panel Assembly	A/R					X		
750	6 X 3/8	. Screw	4					X		
-760	28-18200-1	. Radio Panel Installation (Alternate)	A/R							
760A	28-18200-3	. Radio Panel Installation	A/R					X		
770	MS35206-247	. Screw	2					X		
780	MS35338-42	. Lock Washer	4					X		
790	MS35649-282	. Nut	4					X		
800	28-19021-10	. Grounding Strap	1					X		
810	MS24693-BB50	. Screw	4					X		
820	28-19123-9	. Terminal Strip Assembly	1					X		
830	28-19023	. Clamp	1					X		
840	SST2S-MP	. Cable Tie	A/R					X		
850	SST1.5I-MP	. Cable Tie	A/R					X		
860	MS35206-244	. Screw	2					X		
870	B-00378-5	. Low Voltage Sensor (24V)	1					X		
880	22-370-60	. Shunt	1					X		
890	28-18033-1	. Spacer	2					X		
900	MS35206-250	. Screw	2					X		
910	MS35338-42	. Lock Washer	4					X		
920	28-12473-11	. Placard	2					X		

UNCONTROLLED COPY WHEN DOWNLOADED OR PRINTED

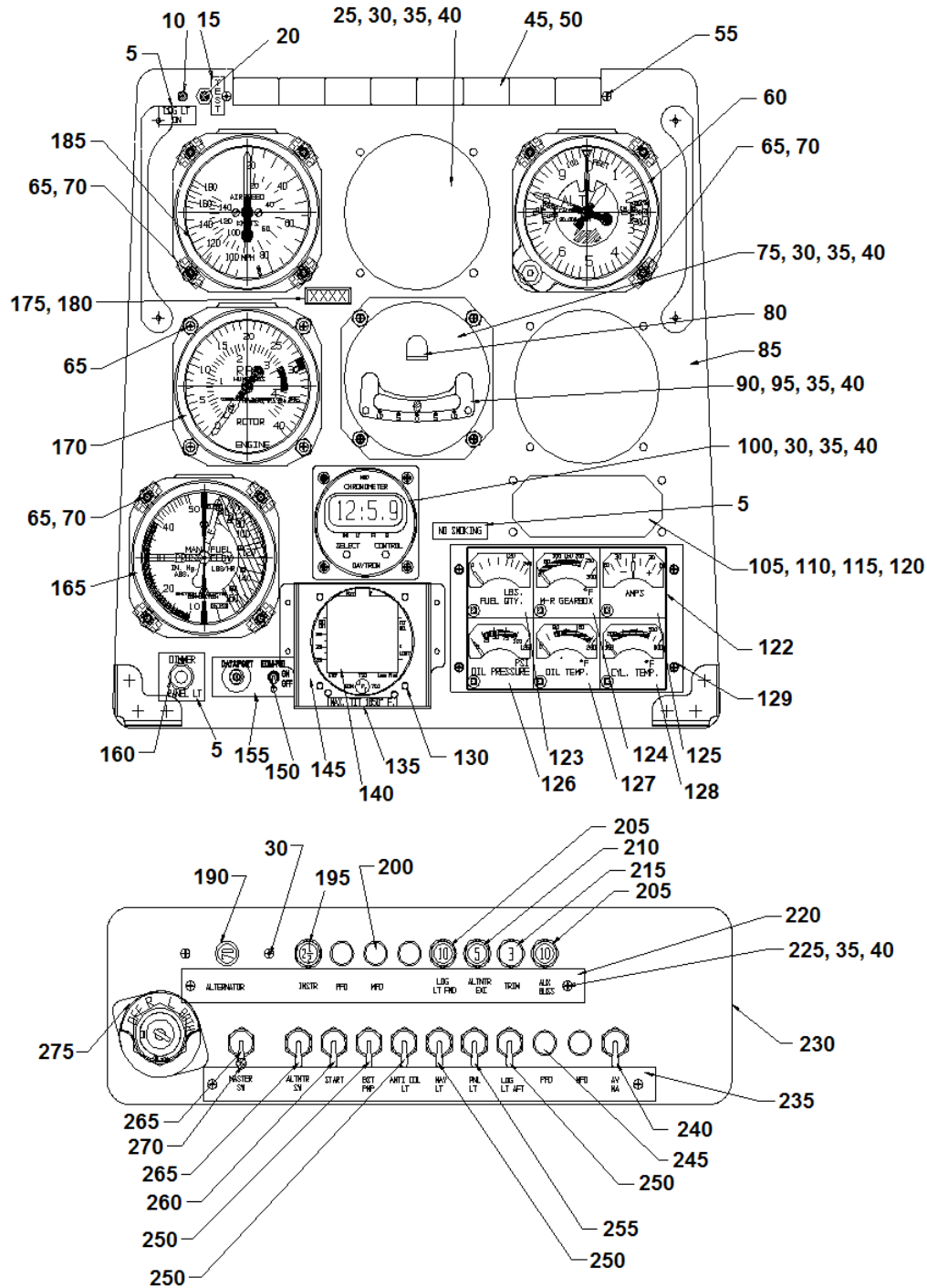
ENSTROM F-28/280 SERIES ILLUSTRATED PARTS CATALOG

FIGURE 11-7. F-28F INSTRUMENT PANEL INSTALLATION (24V)

ITEM NUMBER	PART NUMBER	DESCRIPTION	QTY PER ASSY	MODELS AFFECTED						
				F-28A	280	F-28C	280C	F-28F	280F	280FX
930	28-12475-11	. Placard	2					X		
940	28-12471-11	. Placard	2					X		
950	28-180014-1	. Fitting Fuel Vent	1					X		
960	28-12474-11	. Placard	2					X		
970	AN917-1D	. Tee	2					X		
980	2335-265-1	. Oil Pressure Switch	1					X		
990	ECD078-11	. Pressure Switch	1					X		

* Omit these items, along with associated hardware, if an optional attitude gyro, turn and slip gyro with mechanical inclinometer ball, or PFD display with attitude indication is installed.

ENSTROM F-28/280 SERIES ILLUSTRATED PARTS CATALOG



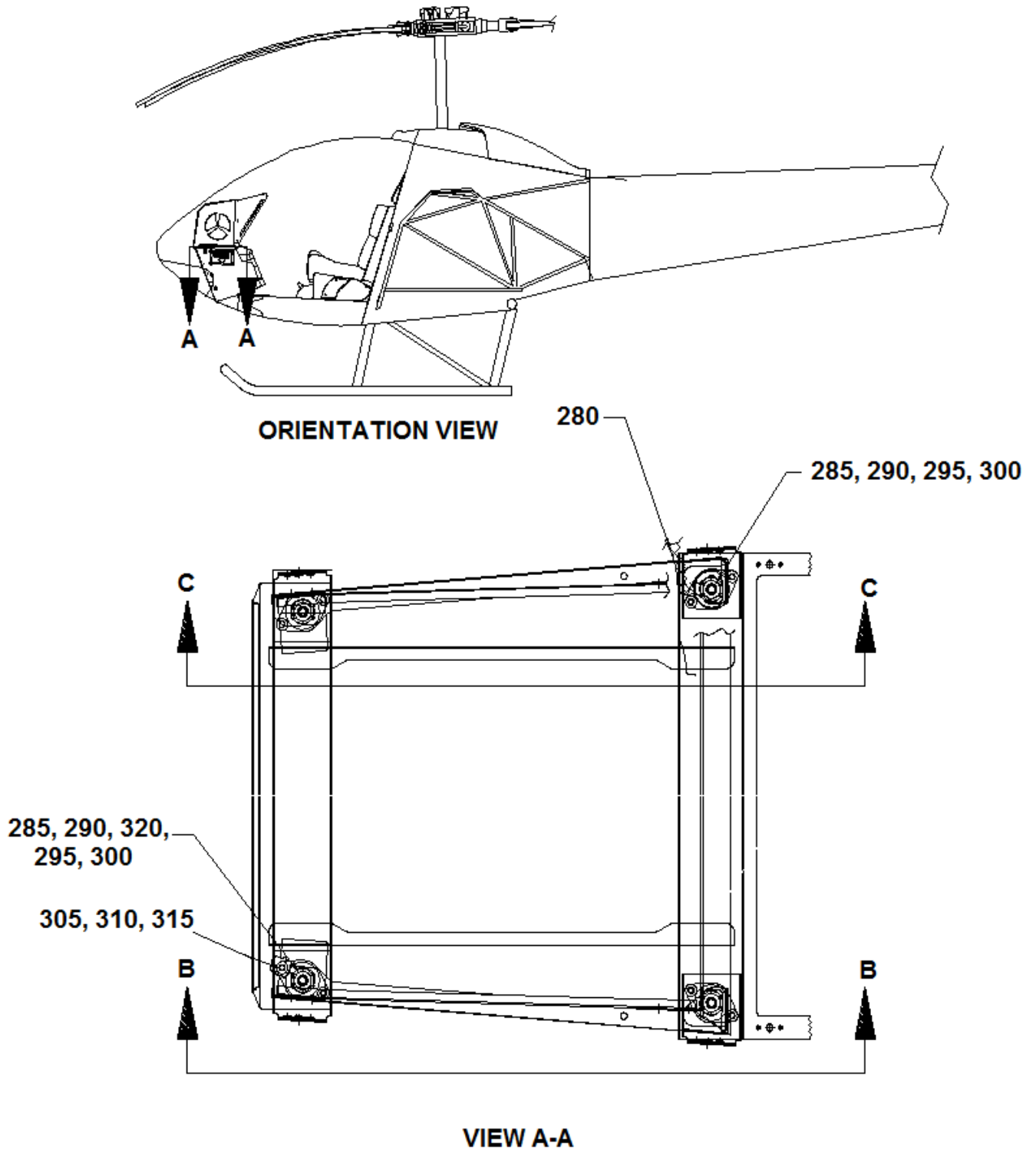
INSTRUMENT PANEL LAYOUTS MAY VARY DEPENDING ON CUSTOMER PREFERENCES.

280FX: S/N 2148 – 2166

Sheet 1 of 4

FIGURE 11-8. 280FX INSTRUMENTS AND INSTRUMENT PANEL

ENSTROM F-28/280 SERIES ILLUSTRATED PARTS CATALOG

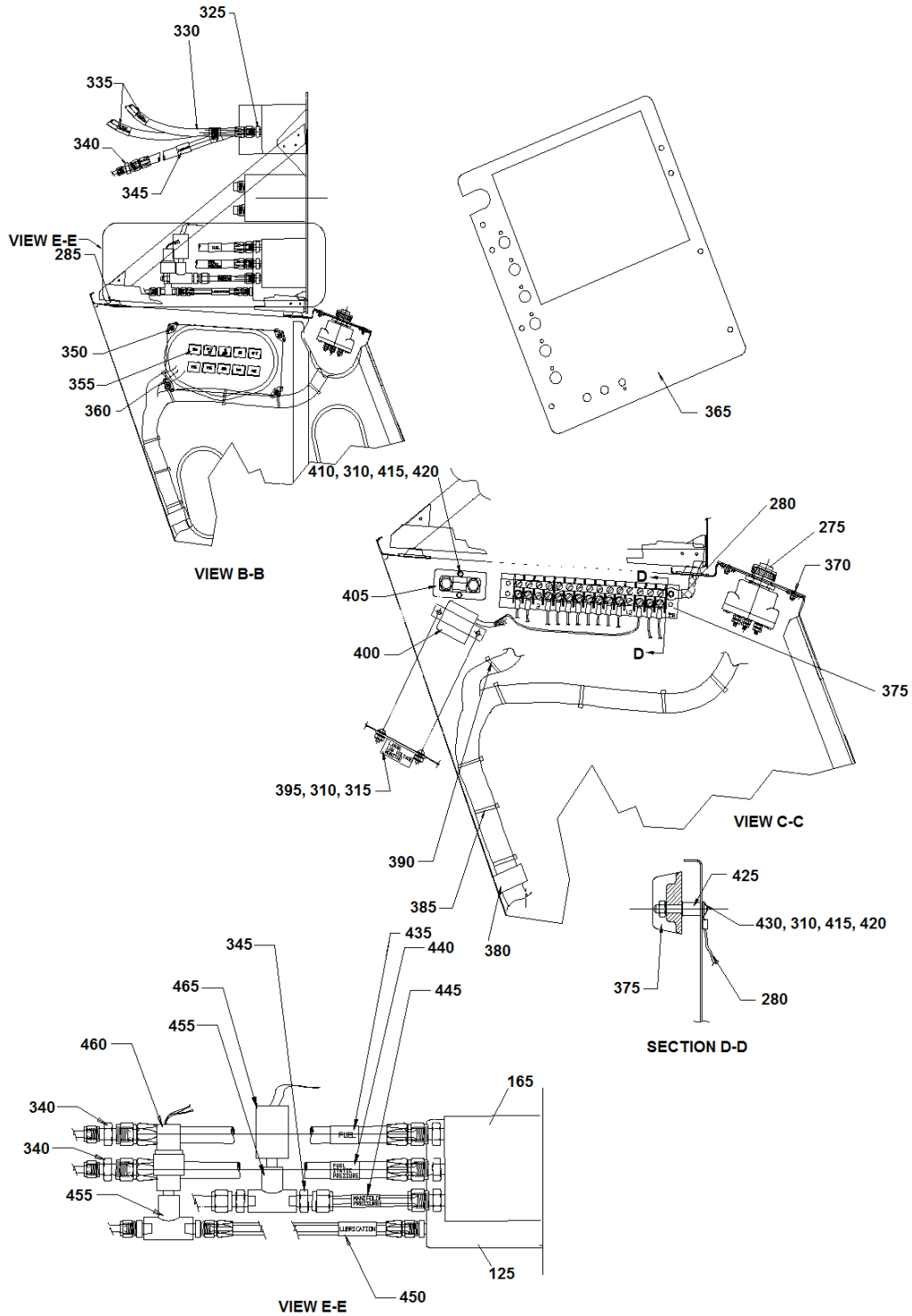


280FX: S/N 2148 – 2166

Sheet 2 of 4

FIGURE 11-8. 280FX INSTRUMENTS AND INSTRUMENT PANEL

ENSTROM F-28/280 SERIES ILLUSTRATED PARTS CATALOG

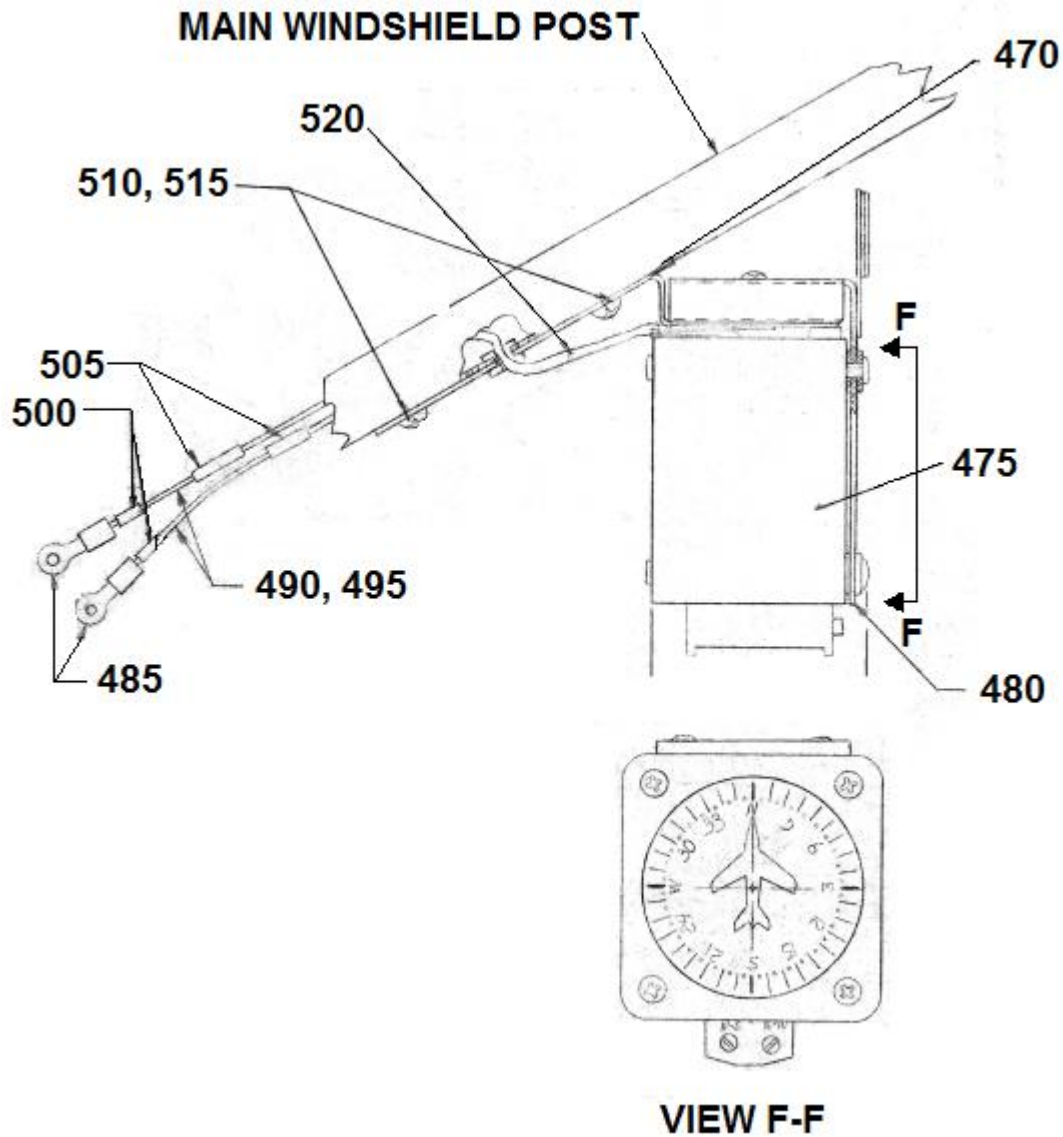


280FX: S/N 2148 – 2166

Sheet 3 of 4

FIGURE 11-8. 280FX INSTRUMENTS AND INSTRUMENT PANEL

ENSTROM F-28/280 SERIES ILLUSTRATED PARTS CATALOG



280FX: S/N 2148 AND SUBSEQUENT

Sheet 4 of 4

FIGURE 11-8. 280FX INSTRUMENTS AND INSTRUMENT PANEL

ENSTROM F-28/280 SERIES ILLUSTRATED PARTS CATALOG

FIGURE 11-8. 280FX INSTRUMENTS AND INSTRUMENT PANEL

ITEM NUMBER	PART NUMBER	DESCRIPTION	QTY PER ASSY	MODELS AFFECTED							
				F-28A	280	F-28C	280C	F-28F	280F	280FX	
-	28-18099-147	Instrument Installation (24V) 280FX (Narrow)	REF								X
-	28-18099-159	Panel Assembly (Narrow) (280FX) 24V	REF								X
5	4119835-33	. Placard (LDG LT ON)	1								X
10	28-19027-13	. LED Indicator Light Assembly	1								X
15	28-19046-11	. Placard (TEST)	1								X
20	30-1UL	. . Switch	1								X
25	28-18060-11	. Cover	2								X
30♦	MS35214-26	. Screw	18								X
35♦	NAS1149FN616P	. Washer	18								X
40♦	MS21083N06	. Nut	18								X
45	ECD089-3	. Light Assembly Annunciator	1								X
50	327	. Lamp 24V	16								X
55	MS35214-25	. Screw	2								X
60	5934PD-3-A.253	. Altimeter	1								X
65	MS35214-31	. Screw	15								X
-	AN816-4D	. Adapter	1								X
70	MS33737-16C	. Instrument Mounting Nut	11								X
75♦	4196603-23	. Plug	1								X
80♦	01-0770119-15	. Post Lite	1								X
85	28-18153-109	. Panel Assembly (Narrow) (Used with -159)	1								X
90♦	1040	. Inclinator Ball	1								X
95♦	MS35214-30	. Screw	2								X
-Δ	28-22081-5	Davtron M800 Chronometer Installation	REF								X
100Δ	800-28V-BAT	. Clock	1								X
-100	28-18060-15	. Cover	1								X
-	MS35214-15	. Screw	4								X

ENSTROM F-28/280 SERIES ILLUSTRATED PARTS CATALOG

FIGURE 11-8. 280FX INSTRUMENTS AND INSTRUMENT PANEL

ITEM NUMBER	PART NUMBER	DESCRIPTION	QTY PER ASSY	MODELS AFFECTED						
				F-28A	280	F-28C	280C	F-28F	280F	280FX
105	28-18060-13	. Cover	1							X
110	MS35214-15	. Screw	4							X
115	NAS1149FN416P	. Washer	4							X
120	MS21044N04	. Nut	4							X
122	ECD071-15	. Instrument Cluster	1							X
122	ECD071-13	. Instrument Cluster (Superseded by ECD071-15)	1							X
123	ECD071-103	. . Fuel Qty. Gauge	1							X
124	ECD071-104	. . Oil Temp. MRGB Gauge	1							X
125	ECD071-105	. . Ammeter Gauge	1							X
126	ECD071-106	. . Eng. Oil Press. Gauge	1							X
127	ECD071-107	. . Eng. Oil Temp. Gauge	1							X
128	ECD071-108	. . Cylinder Temp. Gauge	1							X
129	MS35214-27	. . Screw	4							X
-	AN816-4D	. Adapter	1							X
130	AN515-B6R3	. Screw	4							X
135	28-22543-13	. Placard (MAX. TIT 1650° F.)	1							X
140●	28-22093-3	. EDM-700-4C Installation	1							X
-	EGT-701-4C-A-T	. . Indicator w/Software Pt# 302661-REV 3.062	1							X
145	28-18101-11	. Bracket	1							X
150	7101SYZQE	. Switch	1							X
155	28-22540-17	. Placard	1							X
160	KN500B1/8	. Knob	1							X
165	ECD077-11	. Manifold Pressure	1							X
-	AN816-4D	. Adapter	1							X
-	28-180014-1	. Fitting Fuel Vent	1							X
-	60618-1	. Pin	3							X
-	1-480305-0	. Pin Housing	1							X

ENSTROM F-28/280 SERIES ILLUSTRATED PARTS CATALOG

FIGURE 11-8. 280FX INSTRUMENTS AND INSTRUMENT PANEL

ITEM NUMBER	PART NUMBER	DESCRIPTION	QTY PER ASSY	MODELS AFFECTED						
				F-28A	280	F-28C	280C	F-28F	280F	280FX
-	381N-500-S	. Potentiometer	1							X
170	ECD072-11	. Dual Tachometer	1							X
175	28-180020-11	. I.D. Panel	1							X
180*	Y9485	. Tape	A/R							X
185	8000 B.853	. Airspeed	1							X
-	AN816-4D	. Adapter	1							X
190	160-012-70	. Circuit Breaker, 70 Amp	1							X
195	7274-2-2 1/2	. Circuit Breaker, 2 1/2 Amp	1							X
200	1684	. Hole Plug	A/R							X
205	7274-2-10	. Circuit Breaker, 10 Amp	2							X
210	7274-2-5	. Circuit Breaker, 5 Amp	1							X
215	7274-2-3	. Circuit Breaker, 3 Amp	1							X
220	28-18069-31	. Panel	1							X
225	MS35214-28	. Screw	4							X
230	28-18171-33	. Panel (Narrow) (Used with -159)	1							X
235	28-18069-33	. Panel	1							X
240	7270-1-35	. Circuit Breaker Switch, 35 Amp	A/R							X
245	1687	. Hole Plug	A/R							X
-*	732BL	. Sealant	A/R							X
250	7270-1-5	. Circuit Breaker Switch, 5 Amp	4							X
-*	732BL	. Sealant	A/R							X
255	7270-1-3	. Circuit Breaker Switch, 3 Amp	1							X
260	7270-1-7 1/2	. Circuit Breaker Switch, 7 1/2 Amp	1							X
265	12TS15-2	. Toggle Switch	2							X
270	15PA90-4R	. Red Cap	1							X
275	10-357290-1	. Ignition Switch	1							X
280	28-19021-10	. (40-6) Grounding Strap	1							X
285	770001-5	. Mount	4							X

ENSTROM F-28/280 SERIES ILLUSTRATED PARTS CATALOG

FIGURE 11-8. 280FX INSTRUMENTS AND INSTRUMENT PANEL

ITEM NUMBER	PART NUMBER	DESCRIPTION	QTY PER ASSY	MODELS AFFECTED						
				F-28A	280	F-28C	280C	F-28F	280F	280FX
290	NAS6603-14	. Bolt	4							X
290	AN3-12A	. Bolt (Alternate)	4							X
295	NAS1149F0332P	. Washer	5							X
300	MS21044N3	. Nut	4							X
305	MS35190-253	. Screw	8							X
310	NAS1149FN832P	. Washer	22							X
315	MS21083N08	. Nut	10							X
320	NAS1149F0363P	. Washer	3							X
325	AN816-4D	. Adapter	10							X
330	28-18061-1	. Hose Assembly (Low Pressure)	7							X
-	MS27404-4D	. . Fitting	2							X
-	MIL-DTL-5593	. . Hose	1							X
335	28-12470-11	. Placard (STATIC PRESSURE)	4							X
340	AN815-4D	. Coupling	4							X
345	28-12472-11	. Placard (AIRSPEED)	2							X
350	6 X 3/8	. Screw	4							X
355	4119835-33	. Placard	1							X
360	28-19073-101	. Fuse Panel Assembly	1							X
365	28-18200-1	. Radio Panel Installation	A/R							X
-	MS24694-50	. Screw	8							X
370	MS24693-BB50	. Screw	4							X
375	28-19123-9	. Terminal Strip Assembly	1							X
380	28-19023	. Clamp	1							X
385	SST2S-MP	. Cable Tie	A/R							X
390	SST1.5I-MP	. Cable Tie	A/R							X
395	MS35206-244	. Screw	2							X
400	B-00378-5	. Low Voltage Sensor (24V)	1							X
405	22-370-60	. Shunt	1							X
410	MS35206-247	. Screw	2							X

ENSTROM F-28/280 SERIES ILLUSTRATED PARTS CATALOG

FIGURE 11-8. 280FX INSTRUMENTS AND INSTRUMENT PANEL

ITEM NUMBER	PART NUMBER	DESCRIPTION	QTY PER ASSY	MODELS AFFECTED						
				F-28A	280	F-28C	280C	F-28F	280F	280FX
415	MS35338-42	. Lock Washer	4							X
420	MS35649-282	. Nut	4							X
425	28-18033-1	. Spacer	2							X
430	MS35206-250	. Screw	2							X
435	28-12473-11	. Placard (FUEL)	2							X
440	28-12475-11	. Placard (FUEL STATIC PRESSURE)	2							X
445	28-12471-11	. Placard (MANIFOLD PRESSURE)	2							X
450	28-12474-11	. Placard (LUBRICATION)	1							X
455	AN917-10	. Tee	2							X
460	2335-265-1	. Oil Pressure Switch	1							X
465	ECD078-11	. Pressure Switch	1							X
-	FIT-221V-3/32	. Shrink Tube	A/R							X
-	28-18084-1	Magnetic Compass Installation	REF							X
470	4016	. Tape	A/R							X
475	PAI-700 28V	. Compass	1							X
480	PACMO-APZ2IN	. Mounting Bracket	1							X
485	AA-832-06	. Terminals	2							X
490	AWG-22-8503-10	. Wire	A/R							X
495	AWG-22-8503-2	. Wire	A/R							X
500	PVC-13	. Wire Markers	2							X
505	3028-3/32	. Heat Shrink Tubing	A/R							X
510	MS35338-99	. Brass Lock Washer	2							X
515	MS35214-44	. Screw	2							X
520	3028-3/32	. Shrink Tube	A/R							X

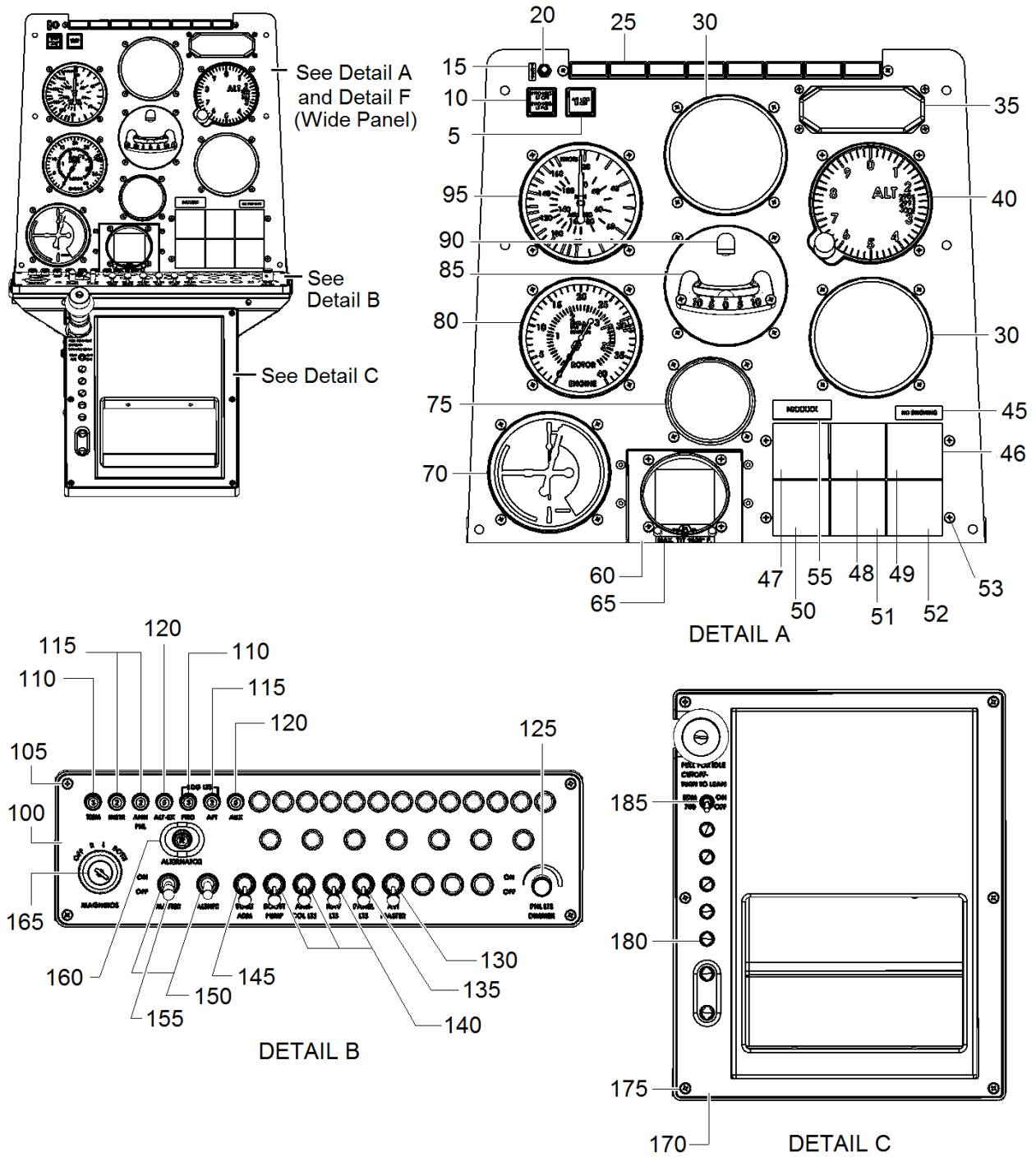
◆ When an optional attitude gyro, turn and slip gyro with mechanical inclinometer ball, or PFD display with attitude indication is installed, Items 75, 80, 90, and associated hardware Items 30, 35, 40, and 95 should not be installed.

△ Customer option.

ENSTROM F-28/280 SERIES ILLUSTRATED PARTS CATALOG

- Not illustrated.
- * Or equivalent. Contact Enstrom Product Support for alternative products.
- See Figure 11-5C.

ENSTROM F-28/280 SERIES ILLUSTRATED PARTS CATALOG



INSTRUMENT PANEL LAYOUT MAY VARY DEPENDING ON CUSTOMER PREFERENCES.

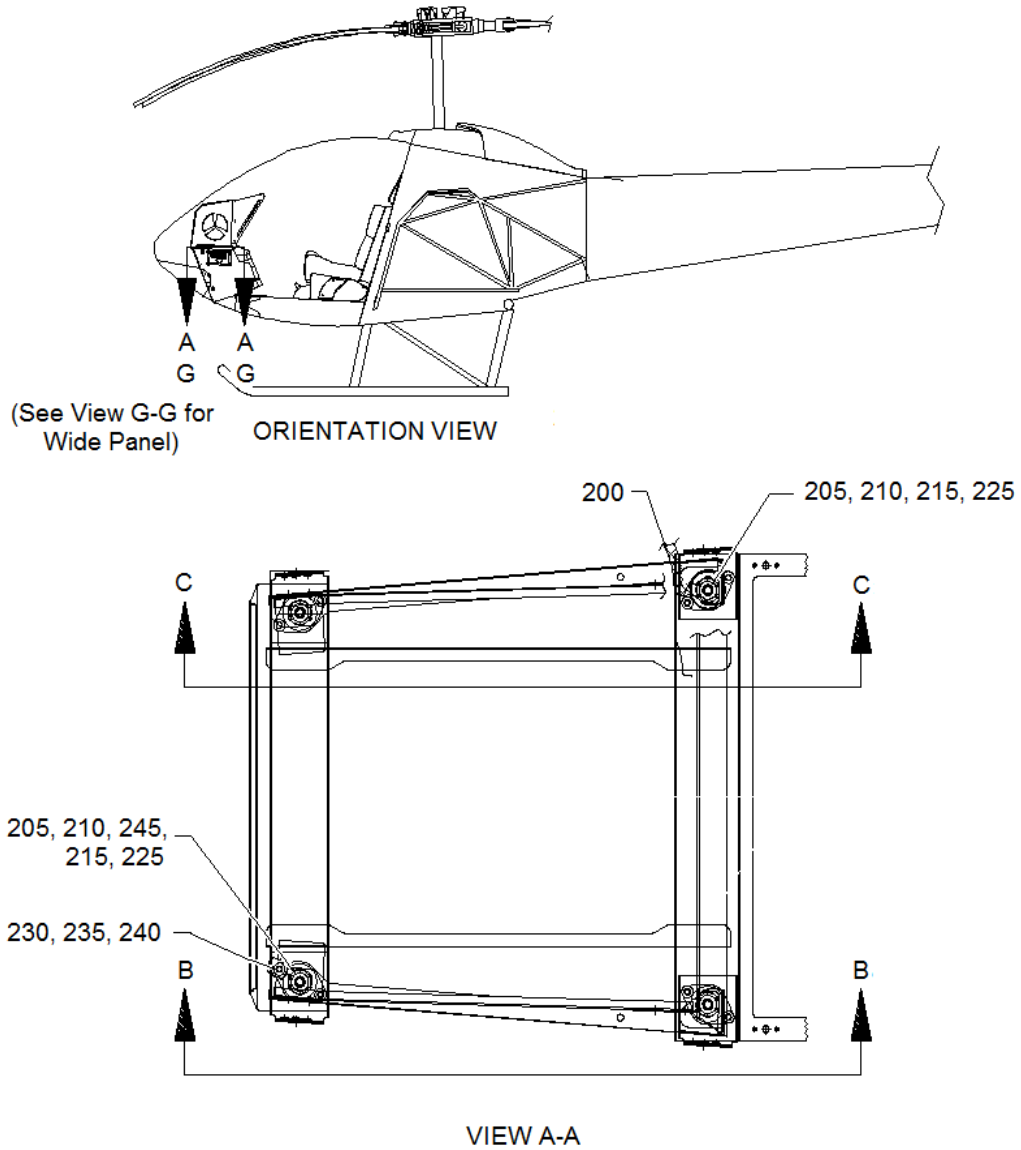
280FX: S/N 2167 AND SUBSEQUENT

Sheet 1 of 4

FIGURE 11-9. 280FX INSTRUMENTS AND INSTRUMENT PANEL

UNCONTROLLED COPY WHEN DOWNLOADED OR PRINTED

ENSTROM F-28/280 SERIES ILLUSTRATED PARTS CATALOG

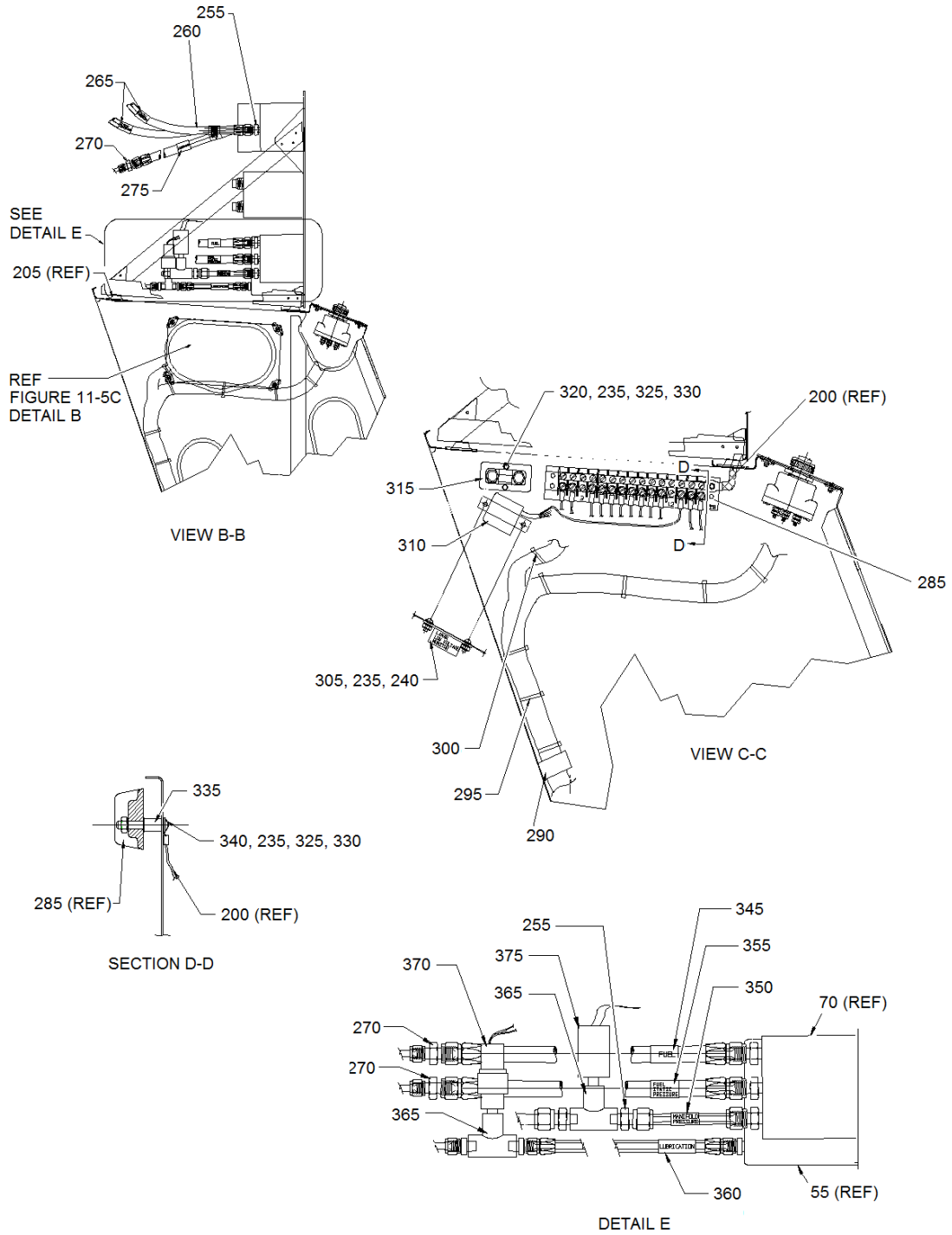


280FX: S/N 2167 AND SUBSEQUENT

Sheet 2 of 4

FIGURE 11-9. 280FX INSTRUMENTS AND INSTRUMENT PANEL

ENSTROM F-28/280 SERIES ILLUSTRATED PARTS CATALOG

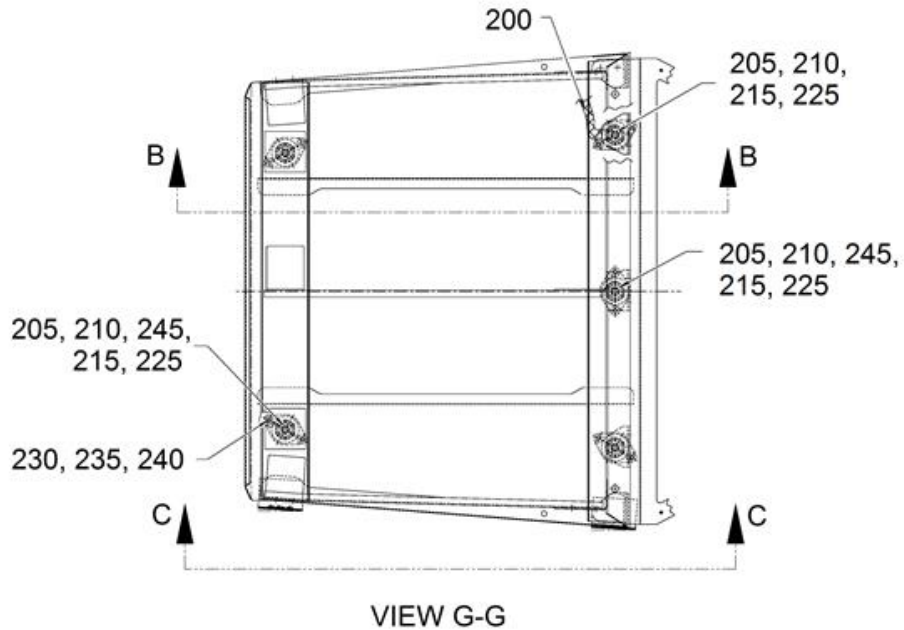
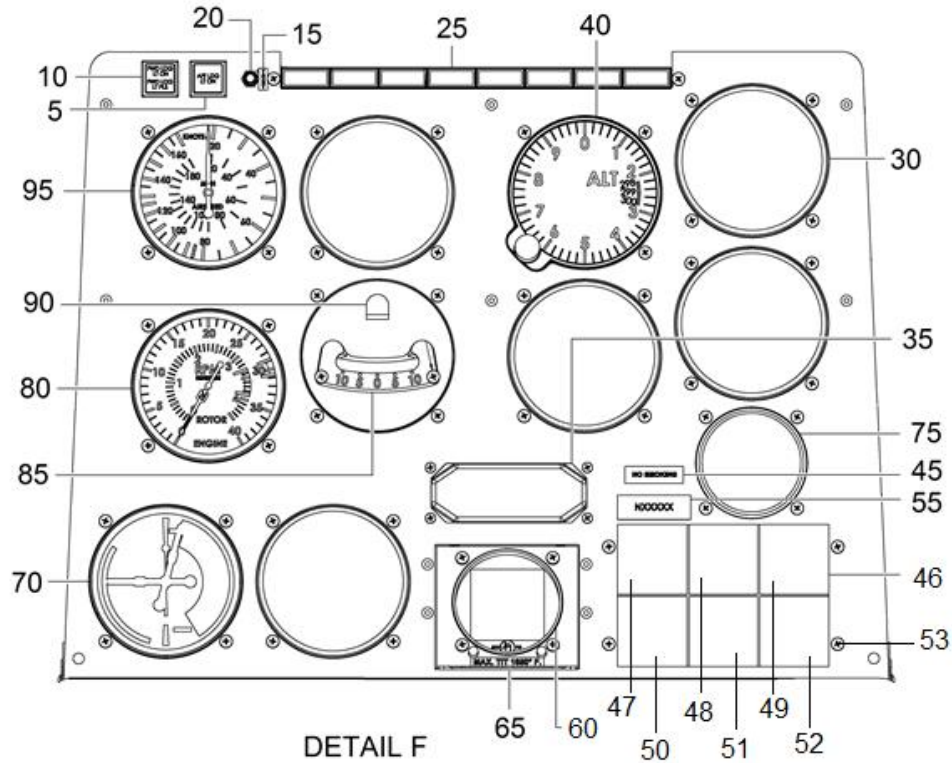


280FX: S/N 2167 AND SUBSEQUENT

Sheet 3 of 4

FIGURE 11-9. 280FX INSTRUMENTS AND INSTRUMENT PANEL

ENSTROM F-28/280 SERIES ILLUSTRATED PARTS CATALOG



INSTRUMENT PANEL LAYOUT MAY VARY DEPENDING ON CUSTOMER PREFERENCES.

280FX: S/N 2167 AND SUBSEQUENT
(WIDE PANEL OPTION)

Sheet 4 of 4

FIGURE 11-9. 280FX INSTRUMENTS AND INSTRUMENT PANEL

ENSTROM F-28/280 SERIES ILLUSTRATED PARTS CATALOG

FIGURE 11-9. 280FX INSTRUMENTS AND INSTRUMENT PANEL

ITEM NUMBER	PART NUMBER	DESCRIPTION	QTY PER ASSY	MODELS AFFECTED							
				F-28A	280	F-28C	280C	F-28F	280F	280FX	
-	28-18099-171	Instrument Installation 280FX (Narrow)	REF								X
-	28-18099-173	Instrument Installation 280FX (Wide)	REF								X
5	LED-40-1J-HG2-SBMMF	. Aft Landing Light Annunciator	1								X
10	LED-40-1J-HG2-SBMMD	. FWD Landing Light Annunciator	1								X
15	28-19046-11	. Placard (TEST)	1								X
20	30-1UL	. . Switch	1								X
25	ECD089-3	. Light Assembly Annunciator	1								X
-	MS35214-15	. Screw	2								X
-	327	. Lamp 24V	16								X
30	28-18060-11	. Instrument Cutout Cover	A/R								X
-	MS35214-26	. Screw	A/R								X
-	NAS1149FN616P	. Washer	A/R								X
-	MS21083N06	. Nut	A/R								X
35	28-18060-13	. Cover	1								X
-	MS35214-15	. Screw	4								X
-	NAS1149FN416P	. Washer	4								X
-	MS21044N04	. Nut	4								X
40	5934PD-3-A.253	. Altimeter	1								X
-	MS35214-31	. Screw	3								X
45	28-19064-1	. Placard	1								X
46	ECD071-15	. Instrument Cluster	1								X
47	ECD071-103	. . Fuel Qty. Gauge	1								X
48	ECD071-104	. . Oil Temp. MRGB Gauge	1								X
49	ECD071-105	. . Ammeter Gauge	1								X
50	ECD071-106	. . Eng. Oil Press. Gauge	1								X
51	ECD071-107	. . Eng. Oil Temp. Gauge	1								X
52	ECD071-108	. . Cylinder Temp. Gauge	1								X

ENSTROM F-28/280 SERIES ILLUSTRATED PARTS CATALOG

FIGURE 11-9. 280FX INSTRUMENTS AND INSTRUMENT PANEL

ITEM NUMBER	PART NUMBER	DESCRIPTION	QTY PER ASSY	MODELS AFFECTED							
				F-28A	280	F-28C	280C	F-28F	280F	280FX	
53	MS35214-27	. Screw	4								X
55	28-180020-11	. Placard	1								X
60*	28-22093-3	. EDM-700-4C Installation	REF								X
-	AN515-B6R3	. Screw	4								X
65	28-22543-13	. Placard (Included in Item 60)	REF								X
70	ECD077-11	. Manifold Pressure and Fuel Flow Gauge	1								X
-	MS35214-31	. Screw	4								X
75	28-18060-15	. Cover	1								X
-	MS35214-26	. Screw	4								X
-	NAS1149FN616P	. Washer	4								X
-	MS21083N06	. Nut	4								X
80	ECD072-11	. Dual Tachometer	1								X
-	MS35214-31	. Screw	4								X
85♦	1040	. Inclinator	1								X
90♦	01-0770119-15	. Post Lite	1								X
-♦	4196603-23	. Plug	1								X
-♦	MS35214-30	. Screw	2								X
-	MS35214-26	. Screw	4								X
-♦♦	NAS1149FN616P	. Washer	6								X
-♦♦	MS21083N06	. Nut	6								X
95	8000 B.853	. Airspeed Indicator	1								X
-	MS35214-31	. Screw	4								X
100	ECD112-1	. Illuminated Panel	1								X
105	MS24693-BB26	. Screw	4								X
110	7277-5-3	. Circuit Breaker (3 Amp)	2								X
115	7277-5-2	. Circuit Breaker (2 Amp)	3								X
120	7277-5-5	. Circuit Breaker (5 Amp)	2								X
125	KN500B1/8	. Knob	1								X
-	381N-500-S	. Potentiometer	1								X

ENSTROM F-28/280 SERIES ILLUSTRATED PARTS CATALOG

FIGURE 11-9. 280FX INSTRUMENTS AND INSTRUMENT PANEL

ITEM NUMBER	PART NUMBER	DESCRIPTION	QTY PER ASSY	MODELS AFFECTED							
				F-28A	280	F-28C	280C	F-28F	280F	280FX	
130	7270-1-35	. Switch (35 Amp)	1								X
135	7270-1-3	. Switch (3 Amp)	1								X
140	7270-1-5	. Switch (5 Amp)	3								X
145	7270-1-7½	. Switch (7½ Amp)	1								X
150	12TS15-2	. Switch-Toggle	2								X
155	15PA90-4R	. Cap (red)	1								X
160	160-012-70	. Circuit Breaker	1								X
165	10-357290-1	. Ignition Switch	1								X
170	ECD112-3	. Illuminated Radio Panel	1								X
175	MS24693-BB26	. Screw	6								X
180	1678	. Plug	7								X
185	7101SYZQE	. Switch (Included with Item 60)	REF								X
200	28-19021-10	. Grounding Strap	1								X
205**	770001-5	. Mount	4								X
210**	AN3-12A	. Bolt	4								X
215**	NAS1149F0332P	. Washer	5								X
225**	MS21044N3	. Nut	4								X
230	MS35190-253	. Screw	8								X
235	NAS1149FN832P	. Washer	16								X
240	MS21083N08	. Nut	10								X
245**	NAS1149F0363P	. Washer	3								X
255	AN816-4D	. Adapter	10								X
260	28-18061-1	. Hose	7								X
265	28-12470-11	. Placard	2								X
270	AN815-4D	. Coupling	3								X
275	28-12472-11	. Placard	2								X
285	28-19123-9	. Terminal Strip	1								X
290	28-19023	. Clamp	1								X

ENSTROM F-28/280 SERIES ILLUSTRATED PARTS CATALOG

FIGURE 11-9. 280FX INSTRUMENTS AND INSTRUMENT PANEL

ITEM NUMBER	PART NUMBER	DESCRIPTION	QTY PER ASSY	MODELS AFFECTED						
				F-28A	280	F-28C	280C	F-28F	280F	280FX
295	SST2S-MP	. Cable Tie	A/R							X
300	SST1.5I-MP	. Cable Tie	A/R							X
305	MS35206-244	. Screw	2							X
310	B-00378-5	. Low Voltage Sensor	1							X
315	22-370-60	. Shunt	1							X
320	MS35206-247	. Screw	2							X
325	MS35338-42	. Lock Washer	4							X
330	MS35649-282	. Nut	4							X
335	28-18033-1	. Spacer	2							X
340	MS35206-250	. Screw	2							X
345	28-12473-11	. Placard	2							X
350	28-12471-11	. Placard	2							X
355	28-12475-11	. Placard	2							X
360	28-12474-11	. Placard	2							X
365	AN917-1D	. Tee	1							X
370	2335-265-1	. Oil Pressure Switch	1							X
375	ECD078-11	. Pressure Switch	1							X

– Not illustrated.

◆ Omit these items if an optional attitude gyro, turn and slip gyro with mechanical inclinometer ball, or PFD display with attitude indication is installed.

◆◆ Reduce quantity by two if an optional attitude gyro, turn and slip gyro with mechanical inclinometer ball, or PFD display with attitude indication is installed.

* See Figure 11-5C.

** Increase quantity by one (1) for the 28-18099-173 wide instrument panel.

ENSTROM F-28/280 SERIES ILLUSTRATED PARTS CATALOG

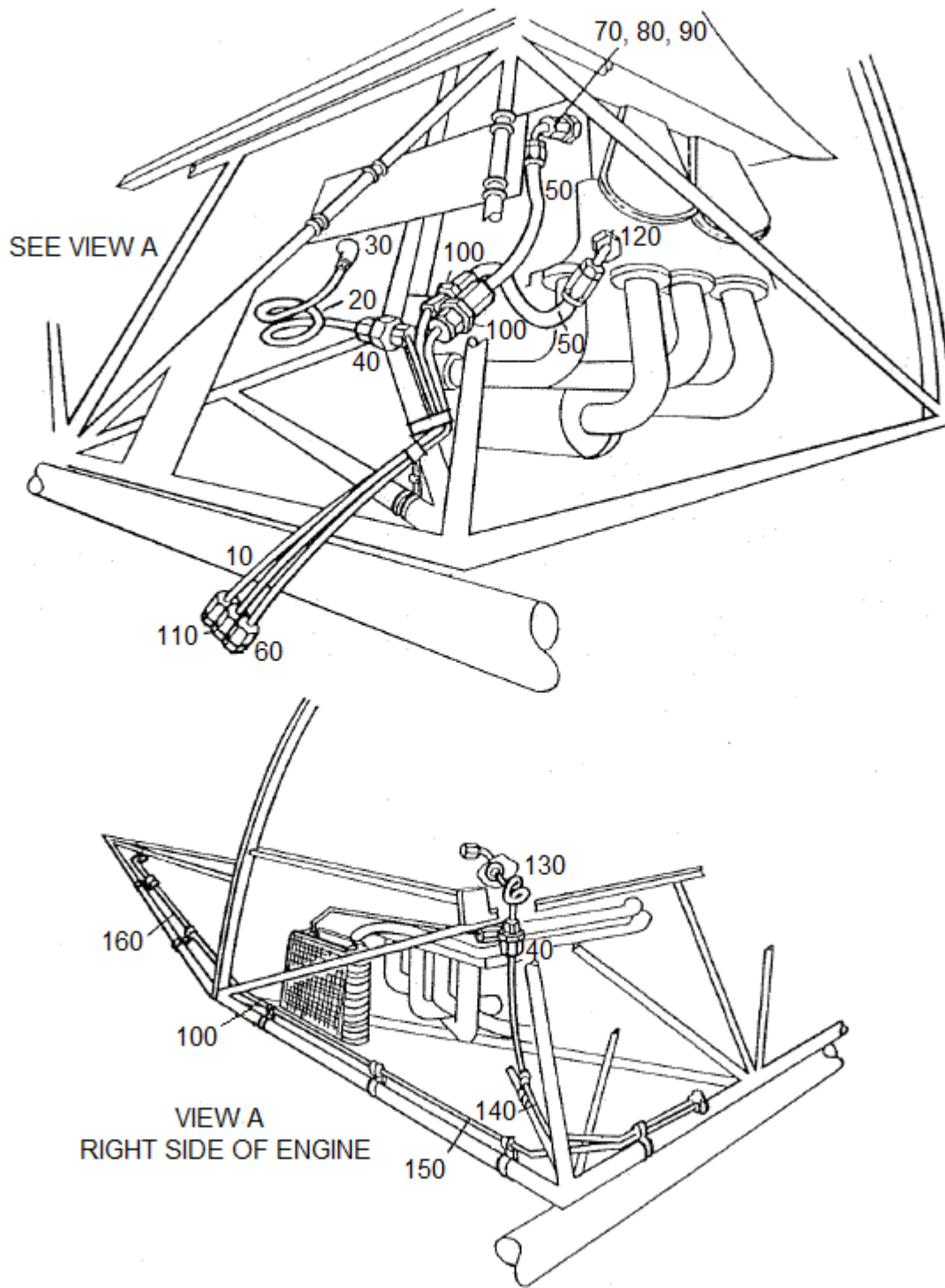


FIGURE 11-10. F-28A AND 280 INSTRUMENT LINE PYLON LOCATION

ENSTROM F-28/280 SERIES ILLUSTRATED PARTS CATALOG

FIGURE 11-10. F-28A AND 280 INSTRUMENT LINE PYLON LOCATION

ITEM NUMBER	PART NUMBER	DESCRIPTION	QTY PER ASSY	MODELS AFFECTED						
				F-28A	280	F-28C	280C	F-28F	280F	280FX
10	28-12100-7	. Oil Pressure Line	1	X	X					
20	28-12100-9	. Oil Pressure Line	1	X	X					
30▲	MS20822-2	. Elbow	2	X	X					
40	AN919-1S	. Reducer	2	X	X					
50	601002-4-0120	. Flex Line-Fuel Vent	2	X	X					
60	28-12100-13	. Fuel Vent Line	1	X	X					
70	AN832-4D	. Bulkhead Fitting	1	X	X					
80	AN960-716	. Washer	1	X	X					
90	AN924-4D	. Nut	2	X	X					
100	AN815-4D	. Union	4	X	X					
110	28-12100-6	. Manifold Pressure Line	1	X	X					
120▲	MS20823-4	. Elbow 45°	1	X	X					
130	28-18103-3	. Fuel Pressure Line	1	X	X					
140	28-18103-5	. Fuel Pressure Line	1	X	X					
150	28-18103-6	. Pitot Pressure Line	1	X	X					
160	28-18103-7	. Pitot Pressure Line	1	X	X					

NOTE: Information contained herein represents components as installed at the time of manufacture.

▲ Last three digits of "MS" basic number are the equivalent "AN" part number.

ENSTROM F-28/280 SERIES ILLUSTRATED PARTS CATALOG

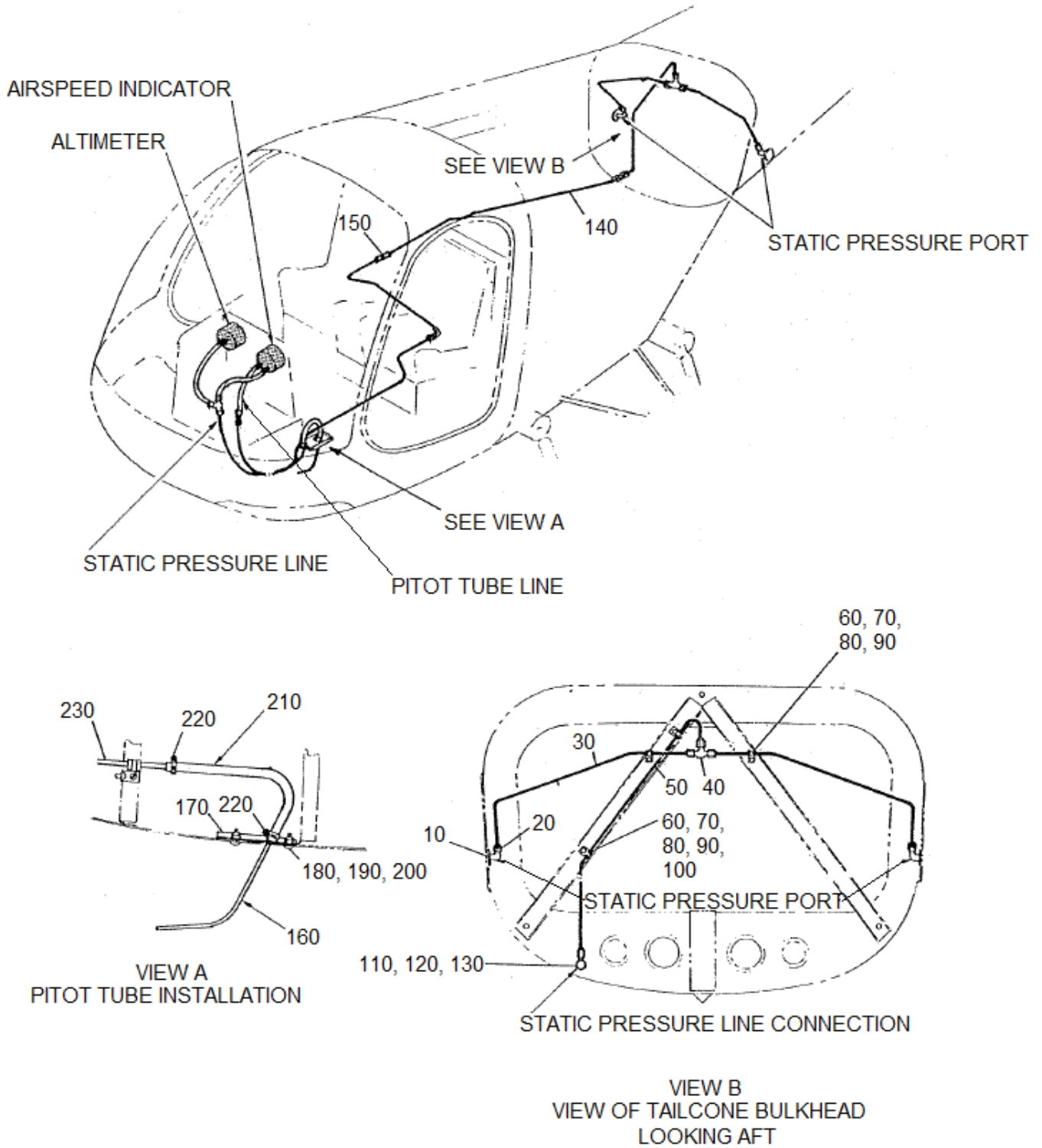


FIGURE 11-11. PITOT STATIC SYSTEM INSTALLATION

ENSTROM F-28/280 SERIES ILLUSTRATED PARTS CATALOG

FIGURE 11-11. PITOT STATIC SYSTEM INSTALLATION

ITEM NUMBER	PART NUMBER	DESCRIPTION	QTY PER ASSY	MODELS AFFECTED						
				F-28A	280	F-28C	280C	F-28F	280F	280FX
10	28-18103-4	. Fitting - Vent	2	X	X	X	X	X	X	X
20	AN822-4D	. Elbow	2	X	X	X	X	X	X	X
30	28-18113-1	. Static Vent Line	2	X	X	X	X	X	X	X
40	AN834-4D	. Tee Fitting	1	X	X	X	X	X	X	X
50	28-18112-1	. Static Vent Line	1	X	X	X	X	X	X	X
60	MS21919WCJ4	. Clamp	4	X	X	X	X	X	X	X
60	MS21919F4	. Clamp (Superseded by MS21919WCJ4)	4	X	X	X	X	X	X	X
70	AN526-1032R8	. Screw	4	X	X	X	X	X	X	X
80	NAS1149C0332R	. Washer	8	X	X	X	X	X	X	X
80	AN960C10L	. Washer (Alternate)	8	X	X	X	X	X	X	X
90	MS21044N3	. Nut	4	X	X	X	X	X	X	X
90	AN365-1032A	. Nut (Superseded by MS21044N3)	4	X	X	X	X	X	X	X
100	AN743-13	. Clip	2	X	X	X	X	X	X	X
110	AN832-4D	. Union	1	X	X	X	X	X	X	X
120	NAS1149F0763P	. Washer	1	X	X	X	X	X	X	X
120	AN960-716	. Washer (Alternate)	1	X	X	X	X	X	X	X
130	AN924-4W	. Nut	1	X	X	X	X	X	X	X
130	AN924-4D	. Nut (Superseded by AN924-4W)	1	X	X	X	X	X	X	X
140	28-18103-4	. Vent Air Static	1	X	X	X	X	X	X	X
-140A	28-18103-7	. Pitot Static Pressure	1	X	X	X	X	X	X	X
150	AN815-4	. Union	1	X	X	X	X	X	X	X
160	28-11120-1	. Pitot Tube Assembly	1	X	X	X	X	X	X	X
170	28-11121-7	. Stiffener	1	X	X	X	X	X	X	X
180	MS27039-0808	. Screw	4	X	X	X	X	X	X	X
180	AN525-832R8	. Screw (Superseded by MS27039-0808)	4	X	X	X	X	X	X	X
190	NAS1149FN832P	. Washer	4	X	X	X	X	X	X	X
190	AN960-8	. Washer (Alternate)	4	X	X	X	X	X	X	X
200	MS21083N08	. Nut	4	X	X	X	X	X	X	X

ENSTROM F-28/280 SERIES ILLUSTRATED PARTS CATALOG

FIGURE 11-11. PITOT STATIC SYSTEM INSTALLATION

ITEM NUMBER	PART NUMBER	DESCRIPTION	QTY PER ASSY	MODELS AFFECTED						
				F-28A	280	F-28C	280C	F-28F	280F	280FX
200	AN364-832A	. Nut (Superseded by MS21083N08)	4	X	X	X	X	X	X	X
210	28-11121-4	. Silicone Tube	1	X	X	X	X	X	X	X
220	551-5	. Ty-Wrap	2	X	X	X	X	X	X	X
230	28-11121-901	. Pitot Pressure Line	1	X	X	X	X	X	X	X

ENSTROM F-28/280 SERIES ILLUSTRATED PARTS CATALOG

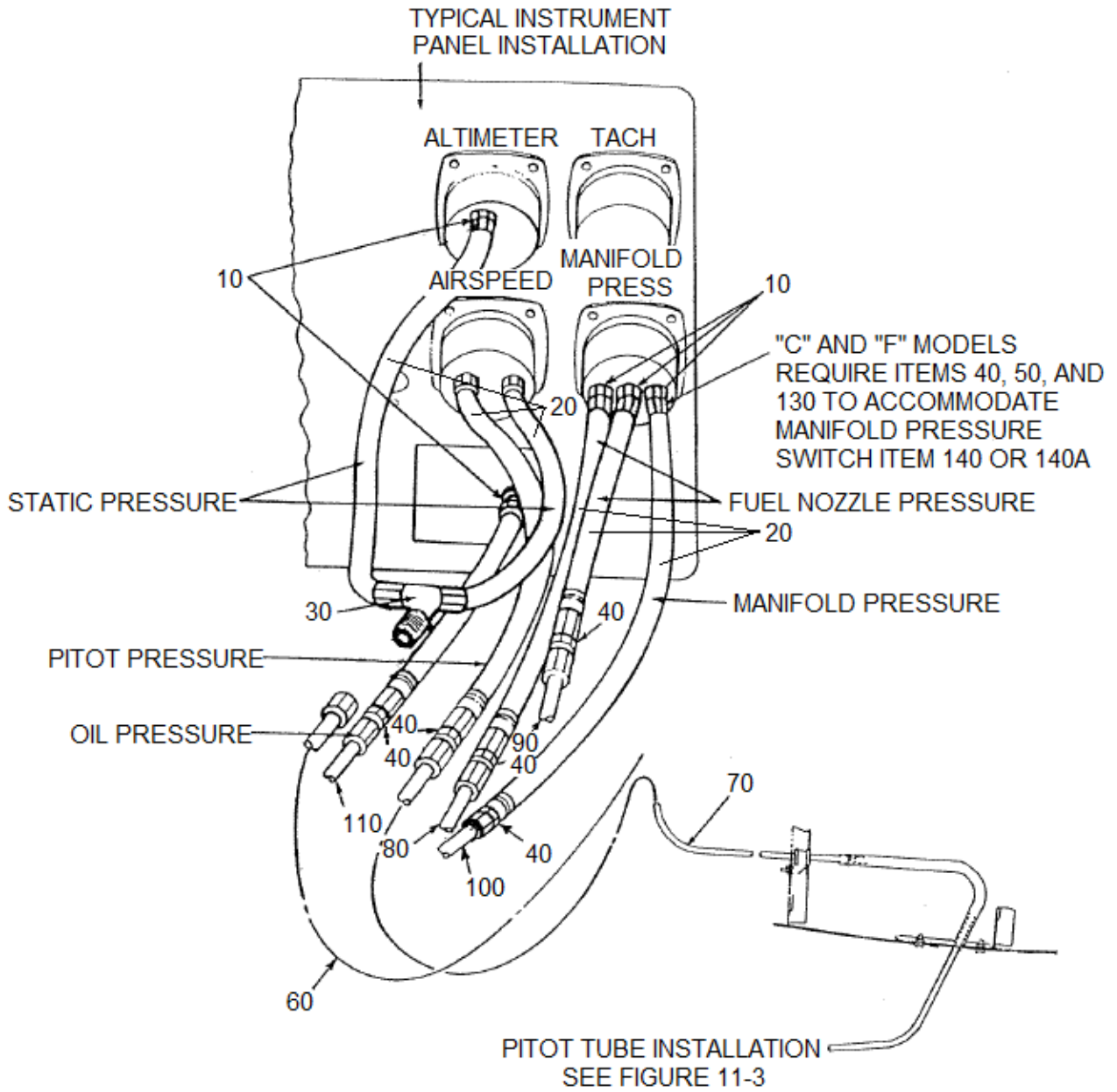


FIGURE 11-12. INSTRUMENT LINES CABIN AND PANEL

ENSTROM F-28/280 SERIES ILLUSTRATED PARTS CATALOG

FIGURE 11-12. INSTRUMENT LINES CABIN AND PANEL

ITEM NUMBER	PART NUMBER	DESCRIPTION	QTY PER ASSY	MODELS AFFECTED						
				F-28A	280	F-28C	280C	F-28F	280F	280FX
10	AN816-4D	. Nipple	8	X	X	X	X	X	X	X
20	28-18061-1	. Hose Assembly	7	X	X	X	X	X	X	X
30	AN824-4D	. Flared Tee	1	X	X	X	X	X	X	X
40	AN815-4D	. Union	4	X	X	X	X	X	X	X
50	AN917-4D	. Internal Thread Tee	2	X	X	X	X	X	X	X
60	28-18104-907	. Static Pressure Line	1	X		X	X	X	X	X
-60A	280-181000-919	. Static Pressure Line	1		X	X	X	X	X	X
70	28-11121-901	. Pitot Pressure Line	1	X		X	X	X	X	X
-70A	280-181000-921	. Pitot Pressure Line	1		X	X	X	X	X	X
80	28-18104-906	. Fuel Pressure Line	1	X		X	X	X	X	X
-80A	280-181000-917	. Fuel Pressure Line	1		X	X	X	X	X	X
90	28-18104-904	. Fuel Vent Line	1	X		X	X	X	X	X
-90A	280-181000-913	. Fuel Vent Line	1		X	X	X	X	X	X
100	28-18104-905	. Manifold Pressure Line	1	X		X	X	X	X	X
-100A	280-181000-915	. Manifold Pressure Line	1		X	X	X	X	X	X
110	28-18104-903	. Oil Pressure Line	1	X		X	X	X	X	X
-110A	280-181000-911	. Oil Pressure Line	1		X	X	X	X	X	X
120	AN911-4D	. Nipple – Hex Shoulder	1			X	X	X	X	X
130	AN816-4D	. Fitting	1			X	X	X	X	X
140	ECD079-11	. Manifold Pressure Switch	1			X	X			
-140A	ECD078-11	. Manifold Pressure Switch	1					X	X	X

ENSTROM F-28/280 SERIES ILLUSTRATED PARTS CATALOG

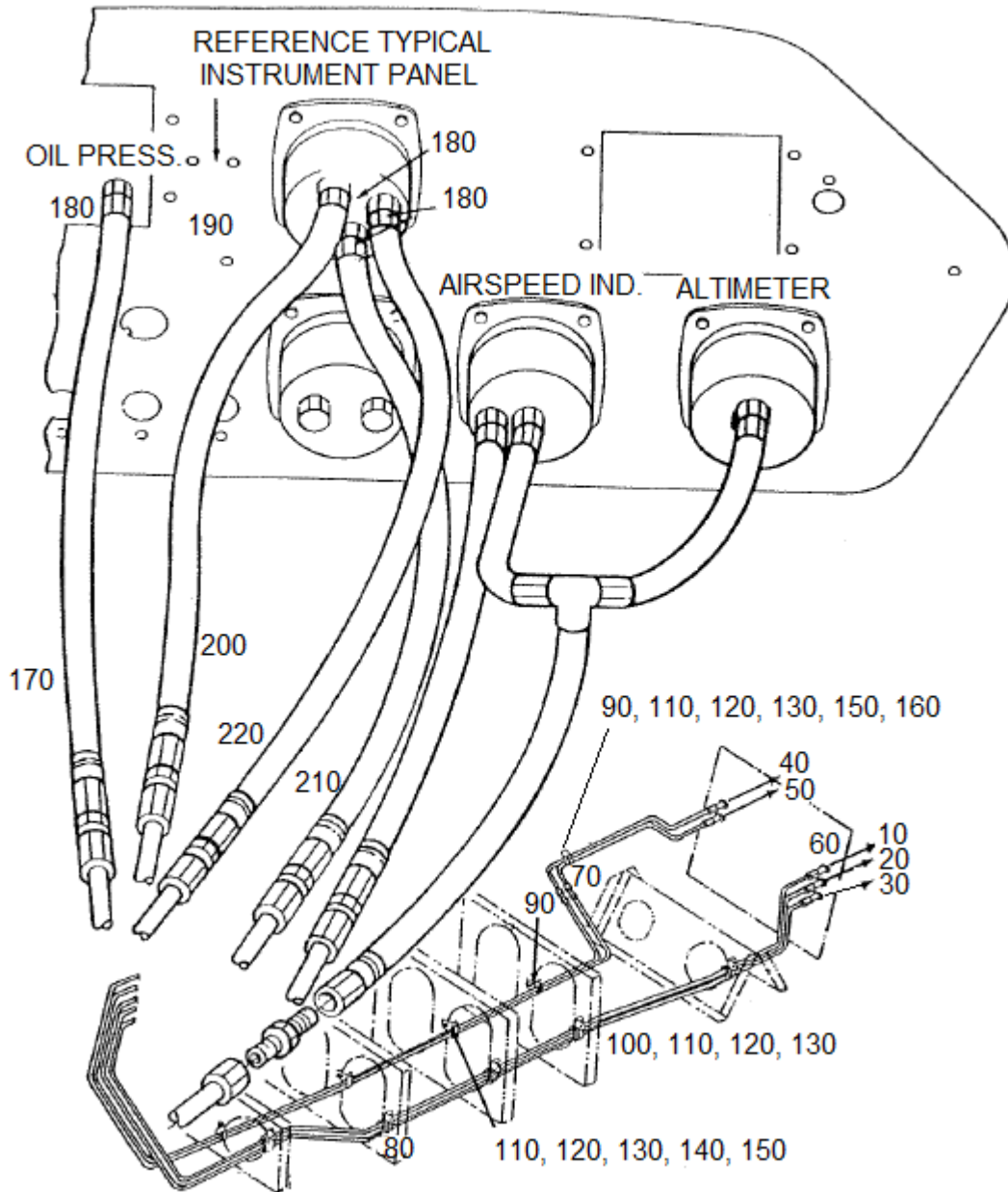


FIGURE 11-13. F-28A AND 280 INSTRUMENT LINES CABIN AND PANEL

ENSTROM F-28/280 SERIES ILLUSTRATED PARTS CATALOG

FIGURE 11-13. F-28A AND 280 INSTRUMENT LINES CABIN AND PANEL

ITEM NUMBER	PART NUMBER	DESCRIPTION	QTY PER ASSY	MODELS AFFECTED						
				F-28A	280	F-28C	280C	F-28F	280F	280FX
10	28-18104-903	. Oil Pressure Line	1	X	X					
20	28-18104-904	. Fuel Vent Line	1	X	X					
30	28-18104-905	. Manifold Pressure Line	1	X	X					
40	28-18104-906	. Fuel Pressure Line	1	X	X					
50	28-18104-907	. Pitot Pressure Line	1	X	X					
60	AN833-4	. Bulkhead Union Fitting	5	X	X					
70	AN815-4D	. Union	2	X	X					
80	439-4-8-2-6	. Adel Clamp	6	X	X					
90	444-4-4-2-6	. Adel Clamp	4	X	X					
100	AN515-8R10	. Screw	9	X	X					
110	AN340-8	. Nut	19	X	X					
120	AN960-8L	. Washer	31	X	X					
130	AN935-8	. Lock Washer	19	X	X					
140	AN743-13	. Bracket	9	X	X					
150	AN515-8R16	. Screw	10	X	X					
160	28-12400-12	. Spacer	1	X	X					
170	28-18061-1	. Oil Pressure Line Aero-Quip	1	X	X					
180	AN816-4D	. Coupling	5	X	X					
-*	49726	. Hobbs Switch	1	X	X					
-*	AN917-1D	. Fitting "T"	1	X	X					
190	AN911-1D	. Fitting	1	X	X					
200	28-18061-1	. Fuel Nozzle Pressure Line	1	X	X					
210	28-18061-1	. Manifold Pressure Line	1	X	X					
220	28-18061-1	. Fuel Nozzle Pressure Reference Line	1	X	X					

NOTE: Information contained herein represents components as installed at the time of manufacture.

* Optional equipment.

ENSTROM F-28/280 SERIES ILLUSTRATED PARTS CATALOG

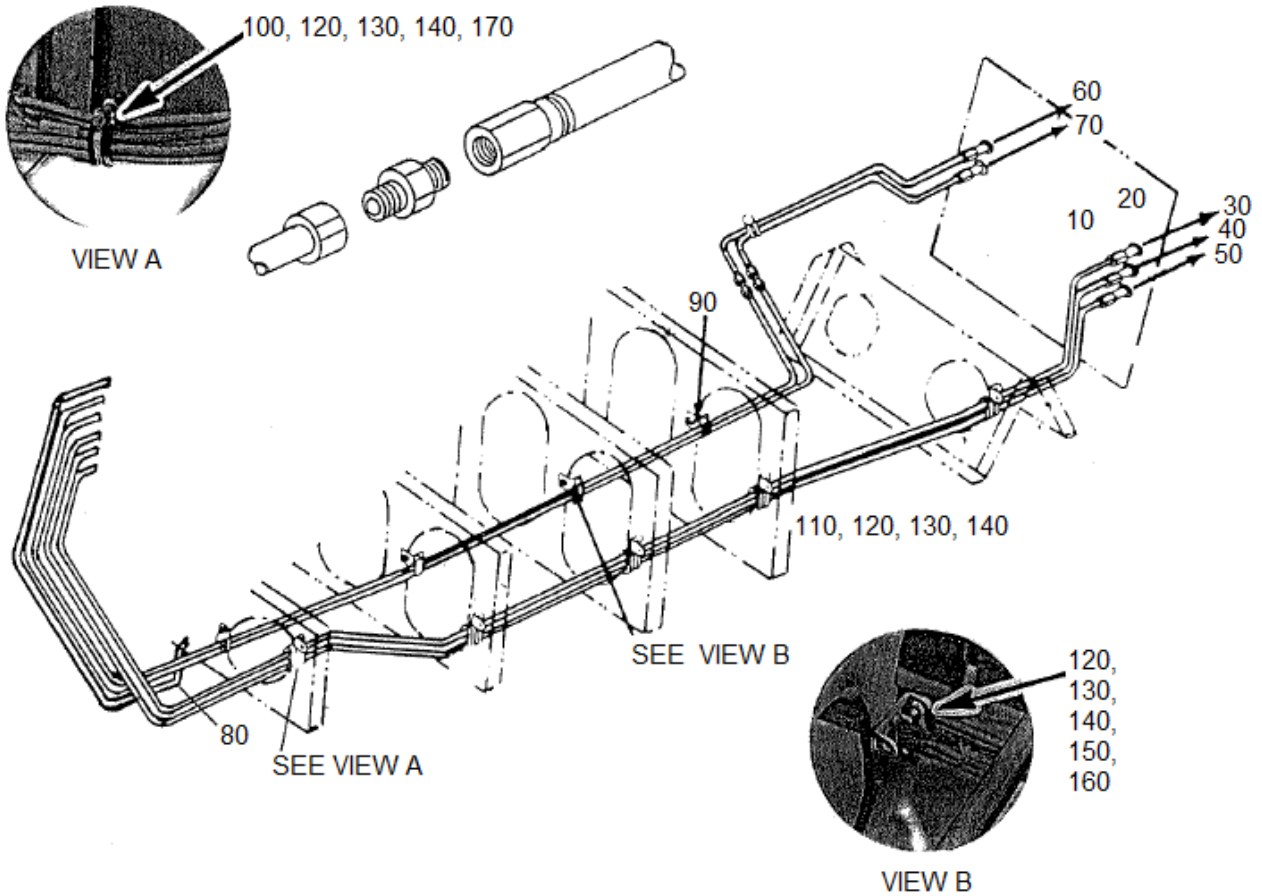


FIGURE 11-14. INSTRUMENT LINE INSTALLATION

ENSTROM F-28/280 SERIES ILLUSTRATED PARTS CATALOG

FIGURE 11-14. INSTRUMENT LINE INSTALLATION

ITEM NUMBER	PART NUMBER	DESCRIPTION	QTY PER ASSY	MODELS AFFECTED						
				F-28A	280	F-28C	280C	F-28F	280F	280FX
10	AN833-4	. Bulkhead Elbow	5	X	X	X	X	X	X	X
20	AN924-4	. Nut	5	X	X	X	X	X	X	X
30	28-18104-3	. Oil Pressure Line	1	X						
-30A	280-181000-911	. Oil Pressure Line	1		X	X	X	X	X	X
40	28-18104-4	. Fuel Vent Line	1	X						
-40A	280-181000-13	. Fuel Vent Line	1		X	X	X	X	X	X
50	28-18104-5	. Manifold Pressure Line	1	X						
-50A	280-181000-915	. Manifold Pressure Line	1		X	X	X	X	X	X
60*	28-18104-6	. Fuel Pressure Line Assembly	1	X						
-60A*	280-181000-917	. Fuel Pressure Line Assembly	1		X	X	X	X	X	X
70*	28-18104-7	. Static Pressure Line Assembly	1	X						
-70A*	280-181000-919	. Static Pressure Line Assembly	1		X	X	X	X	X	X
80	28-11121-4	. Pitot Pressure Line	1	X						
-80A	280-181000-921	. Pitot Pressure Line	1		X	X	X	X	X	X
90	444-4-4-2-6	. Adel Clamp	A/R	X	X	X	X	X	X	X
100	28-18033-1	. Spacer	A/R	X	X	X	X	X	X	X
110	MS35206-249	. Screw	A/R	X	X	X	X	X	X	X
110	AN515-8-16	. Screw (Superseded by MS35206-249)	A/R	X	X	X	X	X	X	X
120	NAS1149FN816P	. Washer	A/R	X	X	X	X	X	X	X
120	AN960-8L	. Washer (Alternate)	A/R	X	X	X	X	X	X	X
130	MS35338-42	. Locker Washer	A/R	X	X	X	X	X	X	X
130	AN935-8	. Lock Washer (Alternate)	A/R	X	X	X	X	X	X	X
140	MS35649-282	. Nut	A/R	X	X	X	X	X	X	X
140	AN340-8	. Nut (Superseded by MS35649-282)	A/R	X	X	X	X	X	X	X
150	AN743-13	. Bracket – Support	A/R	X	X	X	X	X	X	X
-	439-4-8-2-6	. Adel Clamp	A/R	X	X	X	X	X	X	X
-	AN515-8-10	. Screw	A/R	X	X	X	X	X	X	X

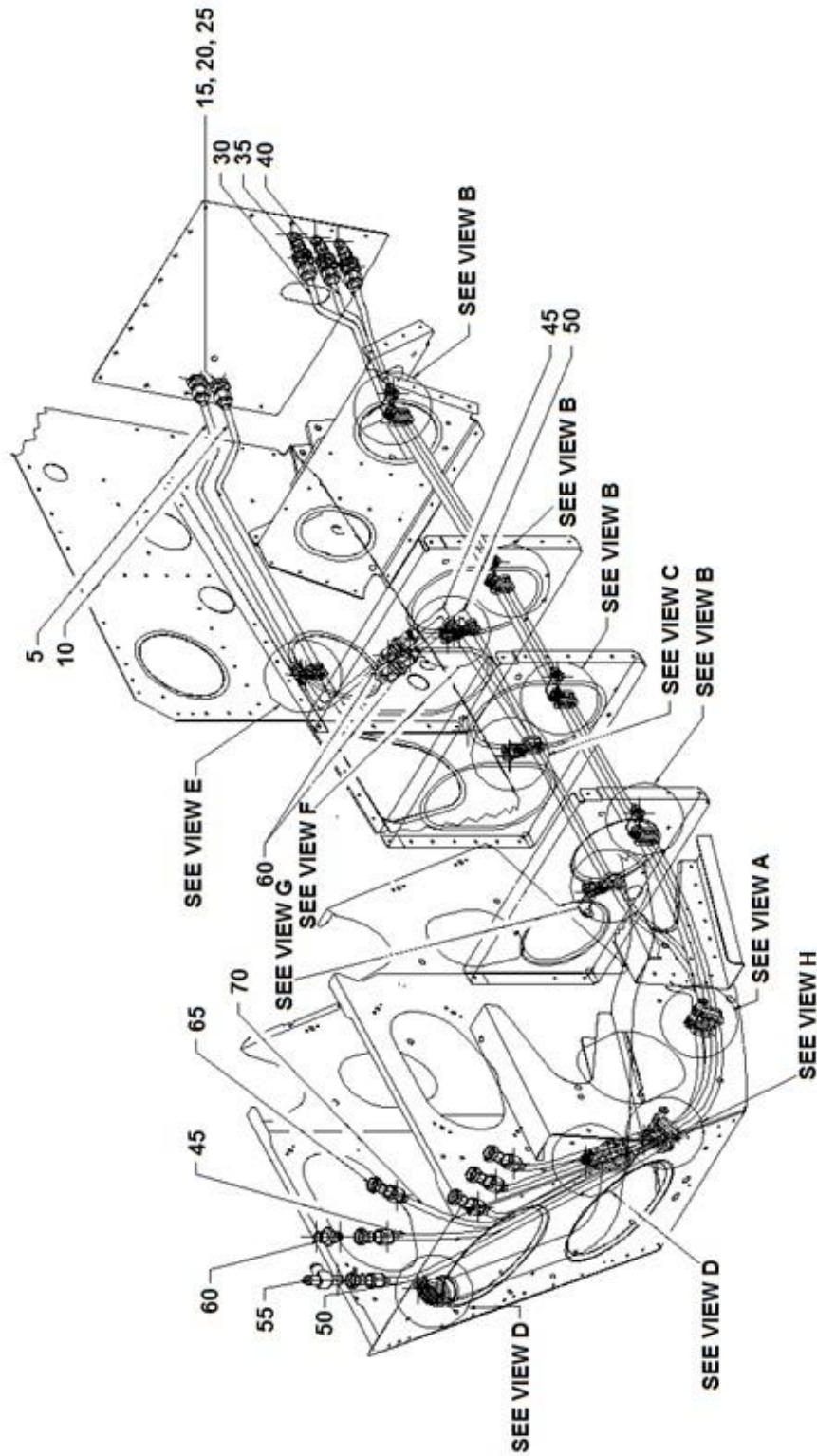
ENSTROM F-28/280 SERIES ILLUSTRATED PARTS CATALOG

FIGURE 11-14. INSTRUMENT LINE INSTALLATION

ITEM NUMBER	PART NUMBER	DESCRIPTION	QTY PER ASSY	MODELS AFFECTED						
				F-28A	280	F-28C	280C	F-28F	280F	280FX
160	AN515-8-8	. Screw	A/R	X	X	X	X	X	X	X
-	MS21919CJ15	. Clamp	A/R	X	X	X	X	X	X	X
-	MS21919-DG-15	. Clamp (Superseded by MS51919CJ15)	A/R	X	X	X	X	X	X	X
170	AN515-8-20	. Screw	A/R	X						
-	MS35206-251	. Screw	A/R		X	X	X	X	X	X
-	AN515-8-24	. Screw (Superseded by MS35206-251)	A/R		X	X	X	X	X	X

* Complete line assembly with AN815-4D included in F-28C2 models get 280 model parts.

ENSTROM F-28/280 SERIES ILLUSTRATED PARTS CATALOG



Sheet 1 of 2

FIGURE 11-15. INSTRUMENT/SYSTEM LINE INSTALLATION

Rev. 12

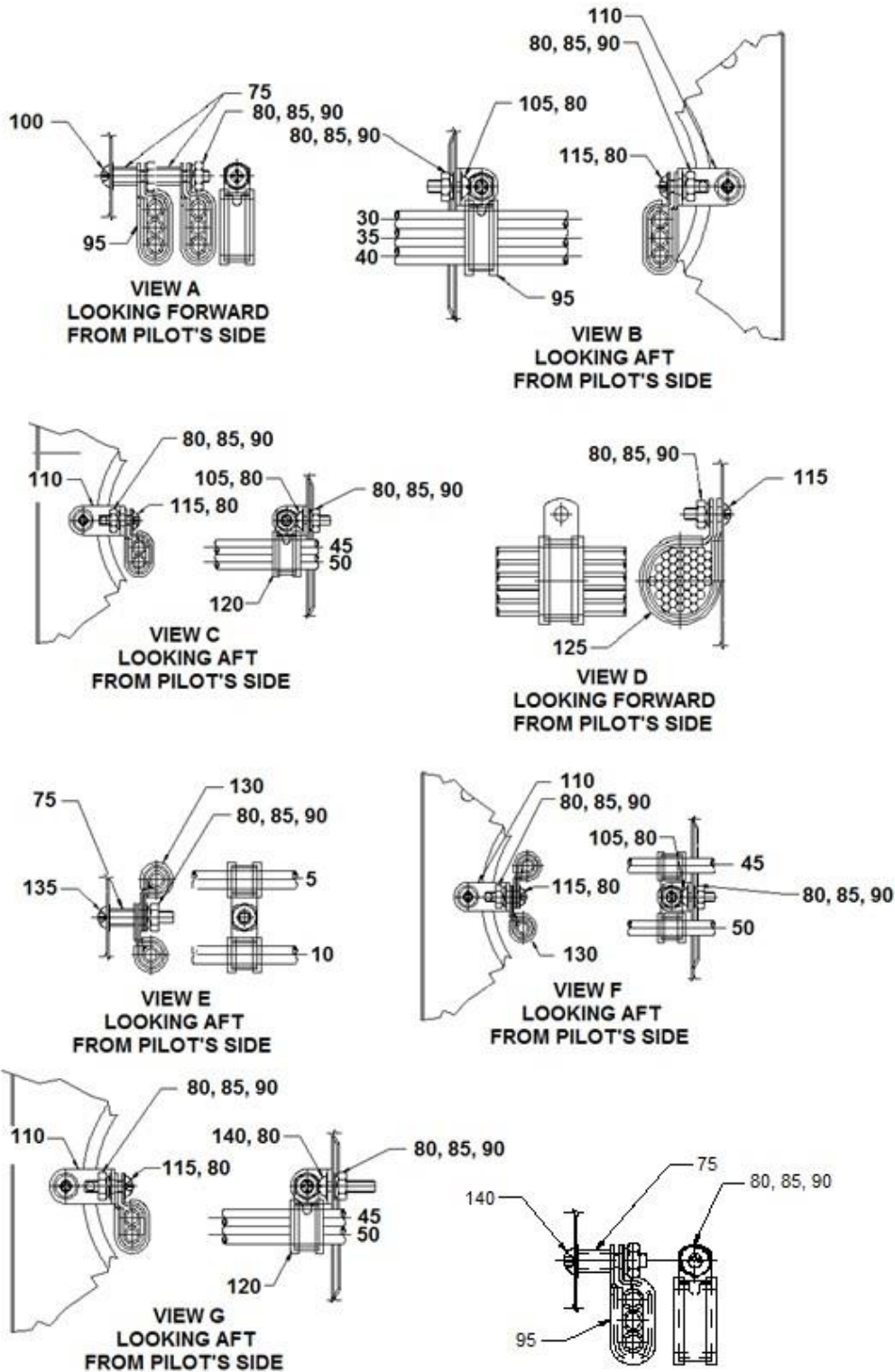
UNCONTROLLED COPY WHEN DOWNLOADED OR PRINTED

11-70

Aug 29/24

Visit www.enstromhelicopter.com for instructions to order an original manual and to register for email notification of updates.

ENSTROM F-28/280 SERIES ILLUSTRATED PARTS CATALOG



Sheet 2 of 2

FIGURE 11-15. INSTRUMENT/SYSTEM LINE INSTALLATION

ENSTROM F-28/280 SERIES ILLUSTRATED PARTS CATALOG

FIGURE 11-15. INSTRUMENT/SYSTEM LINE INSTALLATION

ITEM NUMBER	PART NUMBER	DESCRIPTION	QTY PER ASSY	MODELS AFFECTED						
				F-28A	280	F-28C	280C	F-28F	280F	280FX
-	280-181000-1	Vent Line Installation	REF			X	X	X	X	X
5	280-181000-17	. Fuel Pressure Tube	1			X	X	X	X	X
-	AN818-4D	. Nut	2			X	X	X	X	X
-	MS20819-4D	. Sleeve	2			X	X	X	X	X
-	28-12473-11	. Placard (FUEL)	2			X	X	X	X	X
10	280-181000-19	. Static Pressure Tube	1			X	X	X	X	X
-	AN818-4D	. Nut	2			X	X	X	X	X
-	MS20819-4D	. Sleeve	2			X	X	X	X	X
-	28-12470-11	. Placard (STATIC PRESSURE)	2			X	X	X	X	X
15	AN833-4D	. Union Elbow	5			X	X	X	X	X
20	NAS1149F0763P	. Washer	10			X	X	X	X	X
25	AN924-4	. Nut	5			X	X	X	X	X
30	280-181000-11	. Oil Pressure Tube	1			X	X	X	X	X
-	AN818-4D	. Nut	2			X	X	X	X	X
-	MS20819-4D	. Sleeve	2			X	X	X	X	X
-	28-12474-11	. Placard (LUBRICATION)	2			X	X	X	X	X
35	280-181000-13	. Static Fuel Tube	1			X	X	X	X	X
-	AN818-4D	. Nut	2			X	X	X	X	X
-	MS20819-4D	. Sleeve	2			X	X	X	X	X
-	28-12475-11	. Placard (FUEL STATIC PRESSURE)	2			X	X	X	X	X
40	280-181000-15	. Manifold Pressure Tube	1			X	X	X	X	X
-	AN818-4D	. Nut	2			X	X	X	X	X
-	MS20819-4D	. Sleeve	2			X	X	X	X	X
-	28-12471-11	. Placard (MANIFOLD PRESSURE)	2			X	X	X	X	X
45	280-181000-23	. Fuel Pressure Tube	1			X	X	X	X	X
-	AN818-4D	. Nut	2			X	X	X	X	X

ENSTROM F-28/280 SERIES ILLUSTRATED PARTS CATALOG

FIGURE 11-15. INSTRUMENT/SYSTEM LINE INSTALLATION

ITEM NUMBER	PART NUMBER	DESCRIPTION	QTY PER ASSY	MODELS AFFECTED						
				F-28A	280	F-28C	280C	F-28F	280F	280FX
-	MS20819-4D	. Sleeve	2			X	X	X	X	X
-	28-12473-11	. Placard (FUEL)	2			X	X	X	X	X
50	280-181000-25	. Static Pressure Tube	1			X	X	X	X	X
-	AN818-4D	. Nut	2			X	X	X	X	X
-	MS20819-4D	. Sleeve	2			X	X	X	X	X
-	28-12470-11	. Placard (STATIC PRESSURE)	2			X	X	X	X	X
55	AN824-4D	. Tee	1			X	X	X	X	X
60	AN815-4D	. Union	7			X	X	X	X	X
65	NO NUMBER	. Protective Cap/Plug	6			X	X	X	X	X
70	280-181000-21	. Air Speed Tube	1			X	X	X	X	X
-	AN818-4D	. Nut	1			X	X	X	X	X
-	MS20819-4D	. Sleeve	1			X	X	X	X	X
-	28-12472-11	. Placard (AIRSPEED)	2			X	X	X	X	X
75	28-18033-1	. Spacer	6			X	X	X	X	X
80	NAS1149FN816P	. Washer	37			X	X	X	X	X
85	MS35338-42	. Lock Washer	20			X	X	X	X	X
90	MS35649-282	. Nut	22			X	X	X	X	X
95	439-4-8-2-6	. Clamp	9			X	X	X	X	X
100	MS35206-251	. Screw	2			X	X	X	X	X
105	MS35206-245	. Screw	6			X	X	X	X	X
110	AN743-13	. Bracket	7			X	X	X	X	X
115	MS35206-246	. Screw	9			X	X	X	X	X
120	444-4-2-6	. Clamp	2			X	X	X	X	X
125	MS21919WDG15	. Clamp	2			X	X	X	X	X
130	MS21919WCJ4	. Clamp	4			X	X	X	X	X
130	MS21919WF4	. Clamp (Superseded by MS21919WCJ4)	4			X	X	X	X	X
135	MS35206-249	. Screw	1			X	X	X	X	X

ENSTROM F-28/280 SERIES ILLUSTRATED PARTS CATALOG

FIGURE 11-15. INSTRUMENT/SYSTEM LINE INSTALLATION

ITEM NUMBER	PART NUMBER	DESCRIPTION	QTY PER ASSY	MODELS AFFECTED						
				F-28A	280	F-28C	280C	F-28F	280F	280FX
140	MS35206-247	. Screw	2			X	X	X	X	X

ENSTROM F-28/280 SERIES ILLUSTRATED PARTS CATALOG

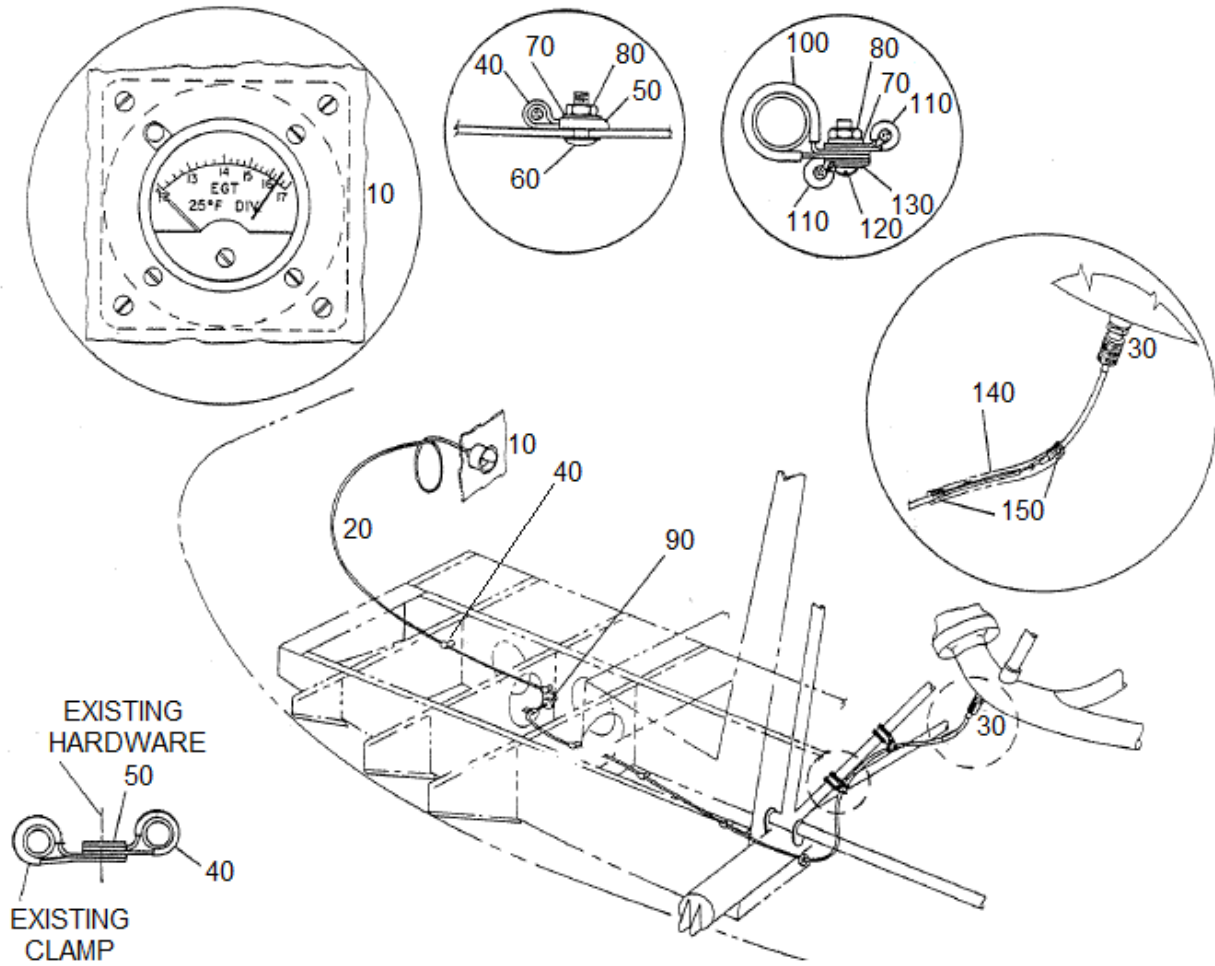


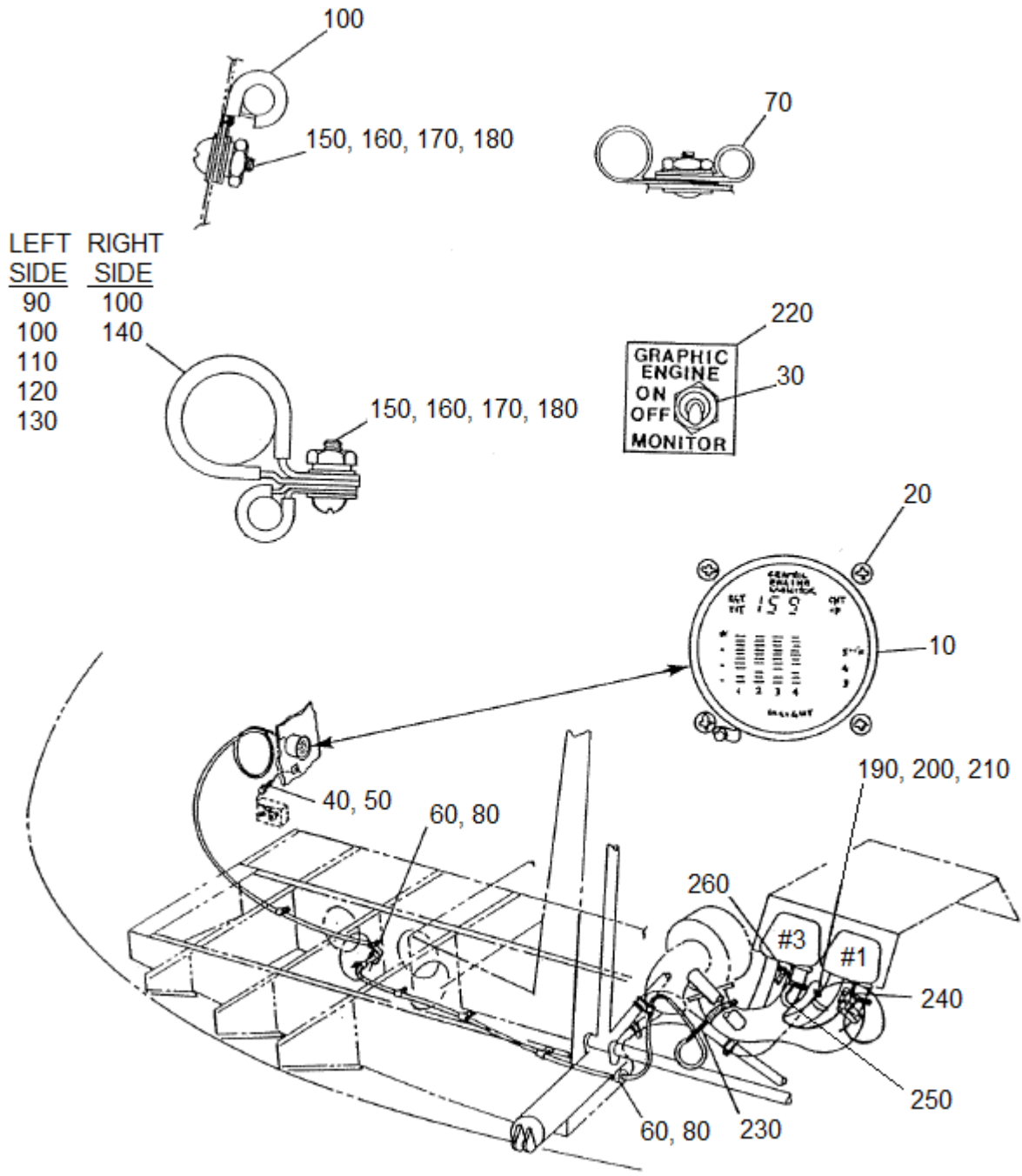
FIGURE 11-16. TURBINE INLET TEMPERATURE INDICATOR INSTALLATION

ENSTROM F-28/280 SERIES ILLUSTRATED PARTS CATALOG

FIGURE 11-16. TURBINE INLET TEMPERATURE INDICATOR INSTALLATION

ITEM NUMBER	PART NUMBER	DESCRIPTION	QTY PER ASSY	MODELS AFFECTED						
				F-28A	280	F-28C	280C	F-28F	280F	280FX
10	202A-13BTR	. Gauge	1			X	X	X	X	X
20	MC1-106-140	. Extension Lead	1			X	X	X	X	X
30	MC1-A106B	. Probe Assembly	1			X	X	X	X	X
40	CCH25-S10	. Clamp	6			X	X	X	X	X
40	1/4-6NA	. Clamp (Superseded by CCH25-S10)	6			X	X	X	X	X
50	DG-167	. D Washer	6			X	X	X	X	X
60	MS27039-808	. Screw	4			X	X	X	X	X
60	AN525-832R8	. Screw (Superseded by MS27039-808)	4			X	X	X	X	X
70	MS35338-42	. Lock Washer	6			X	X	X	X	X
70	AN935-8	. Lock Washer (Alternate)	6			X	X	X	X	X
80	MS35649-282	. Nut	6			X	X	X	X	X
80	AN340-8	. Nut (Superseded by MS25649-282)	6			X	X	X	X	X
90	MS35489-6	. Grommet	3			X	X	X	X	X
90	AN931-4-7	. Grommet (Superseded by MS35489-6)	3			X	X	X	X	X
100	MS21919DF-12	. Clamp	2			X	X	X	X	X
110	MS21919DF-3	. Clamp	2			X	X	X	X	X
120	MS35206-246	. Screw	2			X	X	X	X	X
120	AN515-8R10	. Screw (Superseded by MS35206-246)	2			X	X	X	X	X
130	NAS1149FN816P	. Washer	4			X	X	X	X	X
130	AN960-8L	. Washer (Alternate)	4			X	X	X	X	X
140	28-181005-13	. Sleeve	1			X	X	X	X	X
150	CBR3S-M	. Cable Tie	2			X	X	X	X	X
150	SST2S-MP	. Cable Tie (Alternate)	2			X	X	X	X	X

ENSTROM F-28/280 SERIES ILLUSTRATED PARTS CATALOG



LEFT SIDE	RIGHT SIDE
90	100
100	140
110	
120	
130	

FIGURE 11-17. GRAPHIC ENGINE MONITOR

ENSTROM F-28/280 SERIES ILLUSTRATED PARTS CATALOG

FIGURE 11-17. GRAPHIC ENGINE MONITOR

ITEM NUMBER	PART NUMBER	DESCRIPTION	QTY PER ASSY	MODELS AFFECTED						
				F-28A	280	F-28C	280C	F-28F	280F	280FX
-	28-01026-3	Graphic Engine Monitor (GEM 610) Kit	REF					X	X	X
10	GEM 610	. Graphic Engine Monitor	1					X	X	X
20	AN515-6R3	. Screw	4					X	X	X
30	7101SYZQE	. Switch	1					X	X	X
30	MS75028-22	. Switch (Superseded by 7101SYZQE)	1					X	X	X
40	HHJ-A	. Fuse Holder – Inline	1					X	X	X
50	3AG-1A	. Fuse	1					X	X	X
60	MS35489-11	. Grommet	3					X	X	X
60	AN931-6-10	. Grommet (Superseded by MS35489-11)	3					X	X	X
70	CCH25-S10	. Clamp	6					X	X	X
80	MS35489-6	. Grommet	3					X	X	X
80	AN931-4-7	. Grommet (Superseded by MS35489-6)	3					X	X	X
90	MS21919WCJ3	. Clamp	1					X	X	X
90	MS21919DG3	. Clamp Superseded by MS21919WCJ3)	1					X	X	X
100	MS21919WCJ4	. Clamp	8					X	X	X
100	MS21919F4	. Clamp (Superseded by MS21919WCJ4)	8					X	X	X
110	MS21919WCJ6	. Clamp	1					X	X	X
110	MS21919F6	. Clamp (Superseded by MS21919WCJ6)	1					X	X	X
120	MS21919WCJ10	. Clamp	1					X	X	X
120	MS21919F10	. Clamp (Superseded by MS21919WCJ10)	1					X	X	X
130	MS21919WCJ12	. Clamp	2					X	X	X
130	MS21919DF12	. Clamp (Superseded by MS21919WCJ12)	2					X	X	X
140	MS21919WCJ16	. Clamp	1					X	X	X

ENSTROM F-28/280 SERIES ILLUSTRATED PARTS CATALOG

FIGURE 11-17. GRAPHIC ENGINE MONITOR

ITEM NUMBER	PART NUMBER	DESCRIPTION	QTY PER ASSY	MODELS AFFECTED						
				F-28A	280	F-28C	280C	F-28F	280F	280FX
140	MS21919DF16	. Clamp (Superseded by MS21919WCJ16)	1					X	X	X
150	MS35206-245	. Screw	12					X	X	X
150	AN515-8R8	. Screw (Superseded by MS35206-245)	12					X	X	X
160	NAS1149FN816P	. Washer	2					X	X	X
160	AN960-8L	. Washer (Alternate)	2					X	X	X
170	MS35338-42	. Lock Washer	12					X	X	X
170	AN935-8	. Lock Washer (Alternate)	12					X	X	X
180	MS35649-282	. Nut	12					X	X	X
180	AN340-832	. Nut (Superseded by MS35649-282)	12					X	X	X
190	CBR1M-M	. Cable Tie	30					X	X	X
190	CBR2M-M	. Cable Tie (Alternate)	30					X	X	X
190	SST1M-MP	. Cable Tie (Alternate)	30					X	X	X
200	CBR3I-M	. Cable Tie	10					X	X	X
200	CBR1.5I-M	. Cable Tie (Alternate)	10					X	X	X
200	SST1.5I-MP	. Cable Tie (Alternate)	10					X	X	X
210	CBR3S-M	. Cable Tie	10					X	X	X
210	SST2S-MP	. Cable Tie (Alternate)	10					X	X	X
-	LW-18959-175-34	. Clamp	6					X	X	X
-	28-01026-11	. Sleeve	A/R					X	X	X
220	28-22543-11	. Placard- Switch	1					X	X	X
230	2871	. Turbo Inlet Temperature Probe	1					X	X	X
240	2852	. Cylinder Head Temperature Probe	3					X	X	X
250	2870	. Exhaust Gas Temperature Probe	4					X	X	X
260	2855	. Dual Cylinder Head Temperature Probe	1					X	X	X

ENSTROM F-28/280 SERIES ILLUSTRATED PARTS CATALOG

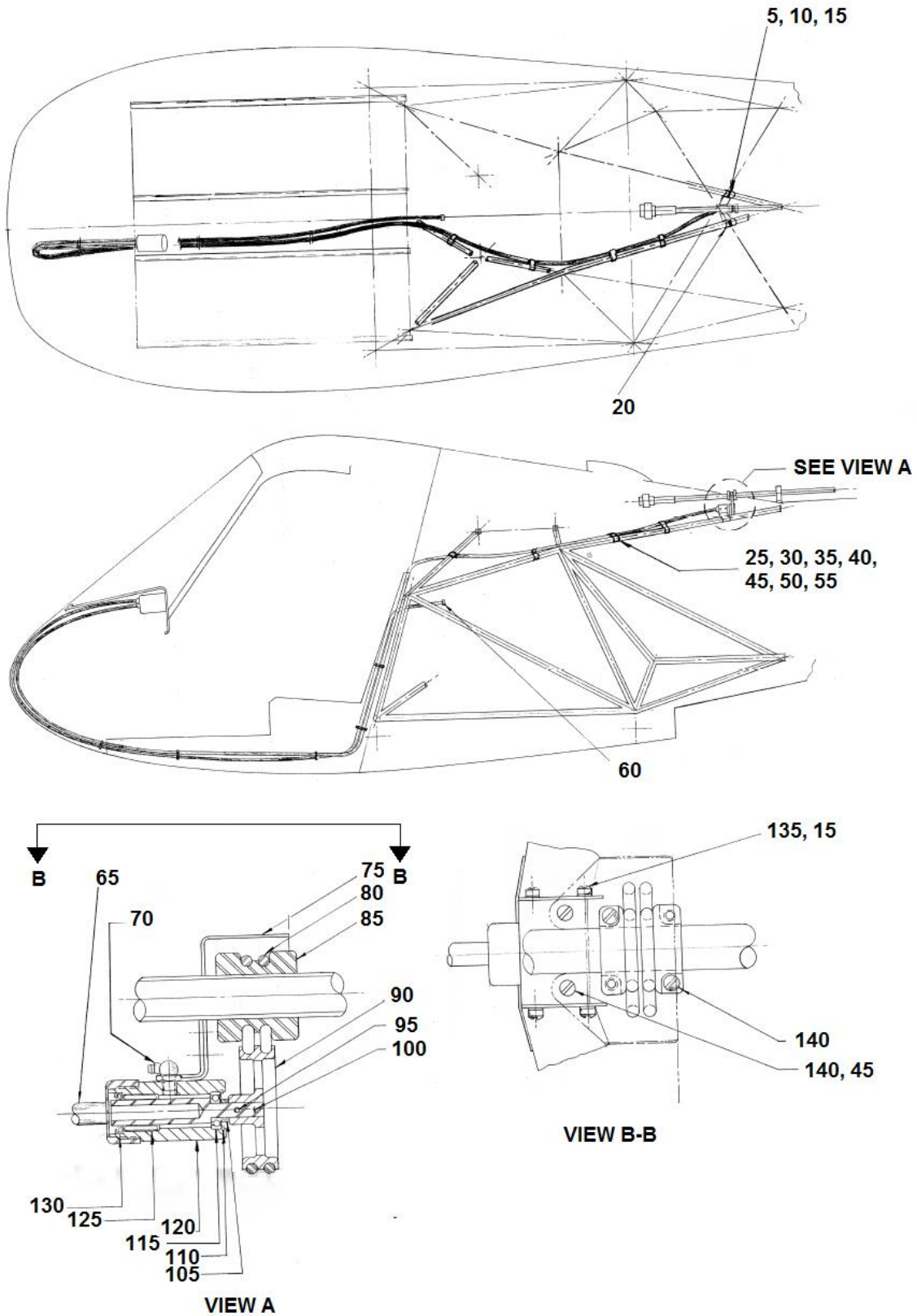


FIGURE 11-18. MECHANICAL TACHOMETER DRIVE INSTALLATION

ENSTROM F-28/280 SERIES ILLUSTRATED PARTS CATALOG

FIGURE 11-18. MECHANICAL TACHOMETER DRIVE INSTALLATION

ITEM NUMBER	PART NUMBER	DESCRIPTION	QTY PER ASSY	MODELS AFFECTED						
				F-28A	280	F-28C	280C	F-28F	280F	280FX
-	28-18020-1	Mechanical Tachometer Drive Installation	REF			X	X	X	X	X
-	28-18020-5	Tachometer Assembly	REF			X	X	X	X	X
-	28-18020-7	Tachometer Bracket Assembly	REF			X	X	X	X	X
5	AN3-11A	. Bolt, Machined	4			X	X	X	X	X
10	AN365-1032A	. Nut	4			X	X	X	X	X
15	AN960-10	. Washer	12			X	X	X	X	X
20	28-18028-1	. Bracket	1			X	X	X	X	X
25	MS21919WDG-5	. Clamp	4			X	X	X	X	X
30	MS21919WDG-14	. Clamp	3			X	X	X	X	X
35	MS21919WDG-12	. Clamp	1			X	X	X	X	X
40	AN515-8-R8	. Screw	4			X	X	X	X	X
45	AN960-8	. Washer	A/R			X	X	X	X	X
50	AN340-832	. Nut	4			X	X	X	X	X
55	AN935-8	. Lock Washer	4			X	X	X	X	X
60	ECD108-1	. Engine Tach Cable	1			X	X	X	X	X
65	ECD108-3	. Rotor Tach Cable	1			X	X	X	X	X
70	1911-B1	. Alemite Fitting	1			X	X	X	X	X
75	28-18031-3	. Pulley Weather Guard	1			X	X	X	X	X
80	NAS1611-333A	. O-Ring	2			X	X	X	X	X
85	28-18027-1	. Driver Pulley	1			X	X	X	X	X
90	28-18030-1	. Driven Pulley	1			X	X	X	X	X
95	79-012-062-0500	. Roll Pin	1			X	X	X	X	X
100	28-18024-5	. Drive Shaft Assembly	1			X	X	X	X	X
105	28-18034-1	. Spacer	1			X	X	X	X	X
110	N5000-62-PP	. Retaining Ring	1			X	X	X	X	X
115	ECD066-1	. Bearing	1			X	X	X	X	X
120	28-18026-3	. Output Housing	1			X	X	X	X	X

ENSTROM F-28/280 SERIES ILLUSTRATED PARTS CATALOG

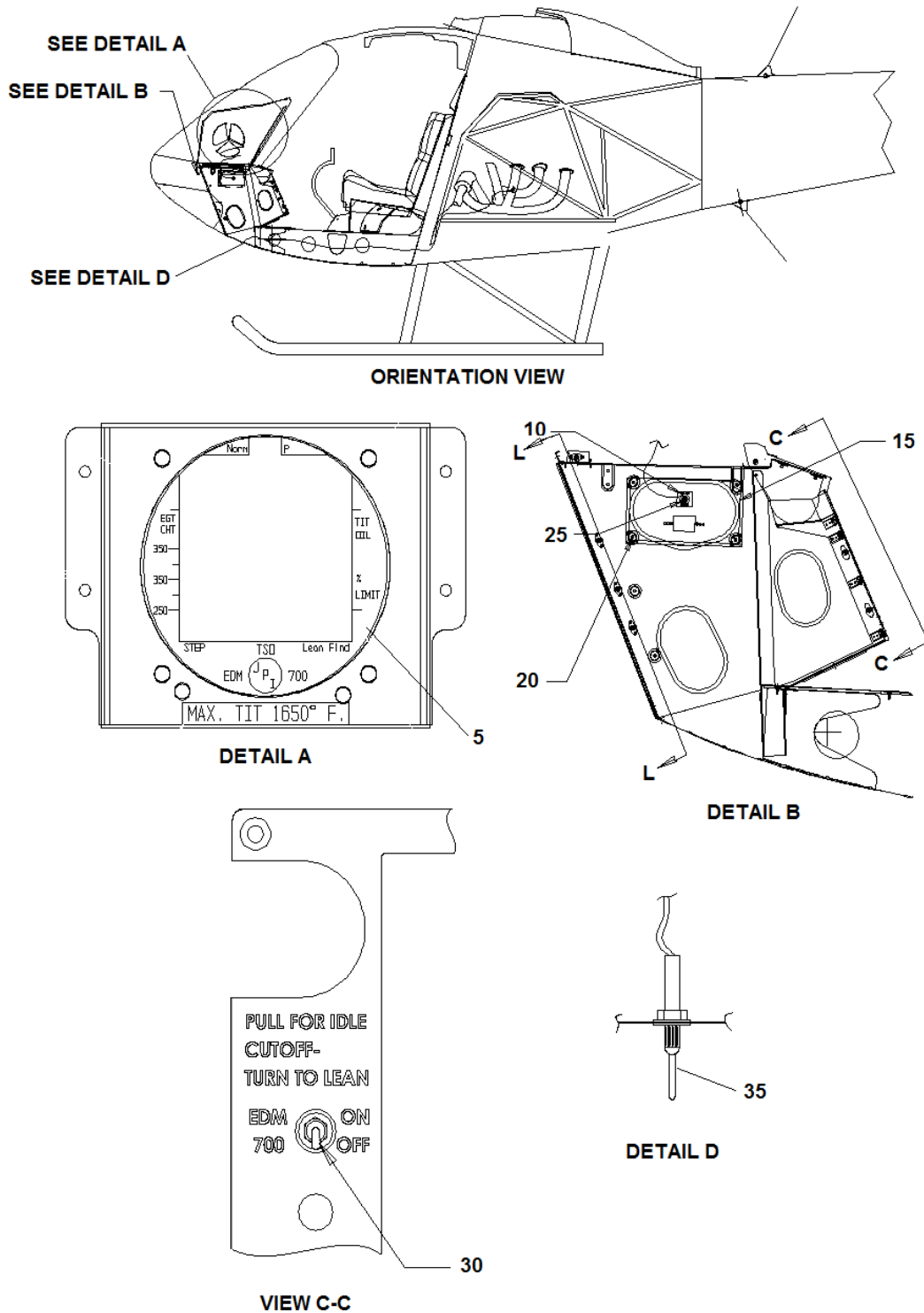
FIGURE 11-18. MECHANICAL TACHOMETER DRIVE INSTALLATION

ITEM NUMBER	PART NUMBER	DESCRIPTION	QTY PER ASSY	MODELS AFFECTED						
				F-28A	280	F-28C	280C	F-28F	280F	280FX
125	B-710	. Needle Bearing	1			X	X	X	X	X
130	1886	. Type TC Oil Seal	1			X	X	X	X	X
130	B44-28-2	. Type B Oil Seal (Alternate)	1			X	X	X	X	X
135Δ	NK501-10-6	. Screw	4			X	X	X	X	X
140◆	NK500-8-A/R	. Screw	A/R			X	X	X	X	X

Δ NP501-10() screws are an acceptable alternate for NK501-10() screws.

◆ NP500-8() screws are an acceptable alternate for NK500-8() screws.

ENSTROM F-28/280 SERIES ILLUSTRATED PARTS CATALOG

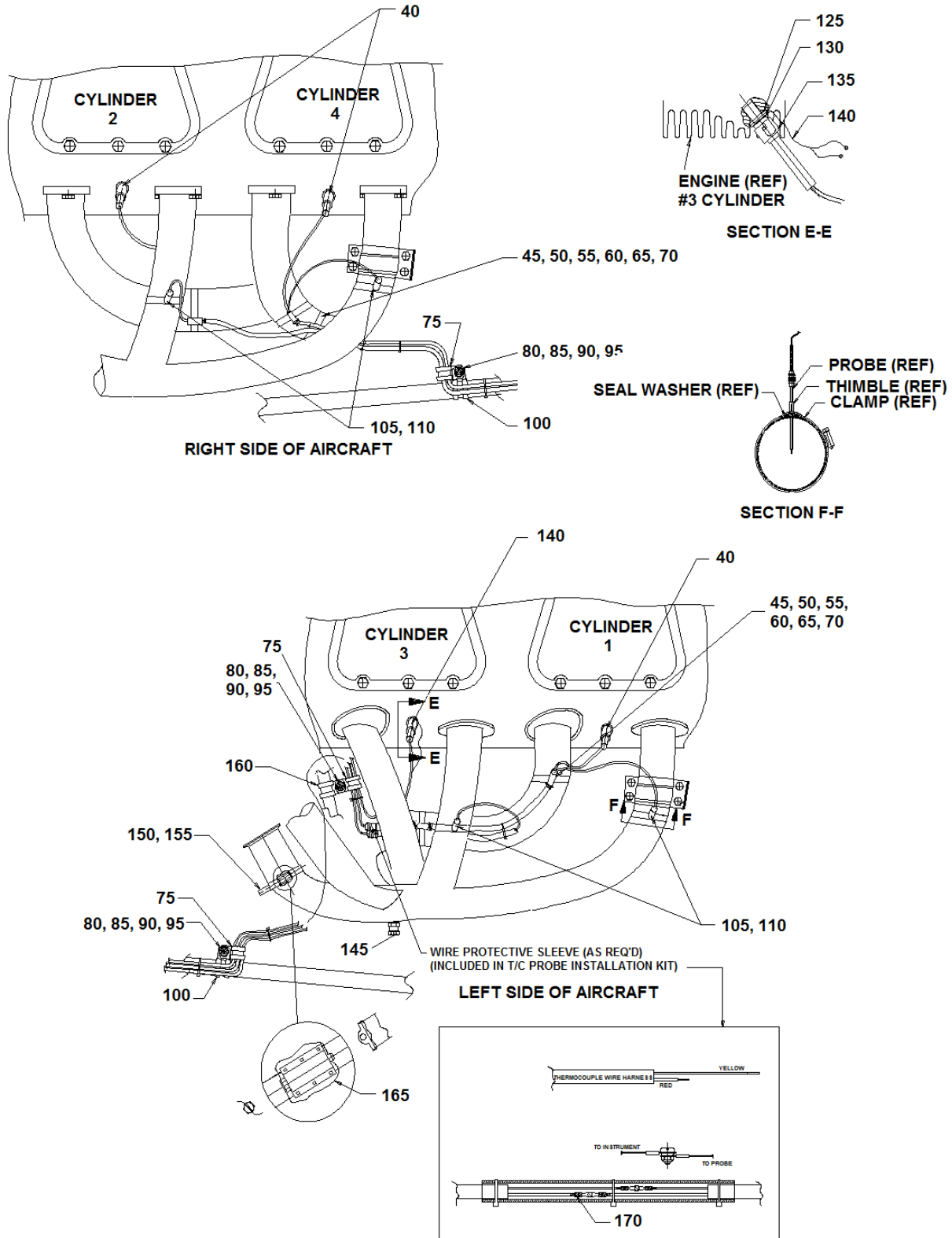


See Figure 11-8 Sheet 1 for F-28F and 280FX Instruments and Instrument Panel.

Sheet 1 of 4

FIGURE 11-19. EDM-700-4C INSTALLATION

ENSTROM F-28/280 SERIES ILLUSTRATED PARTS CATALOG

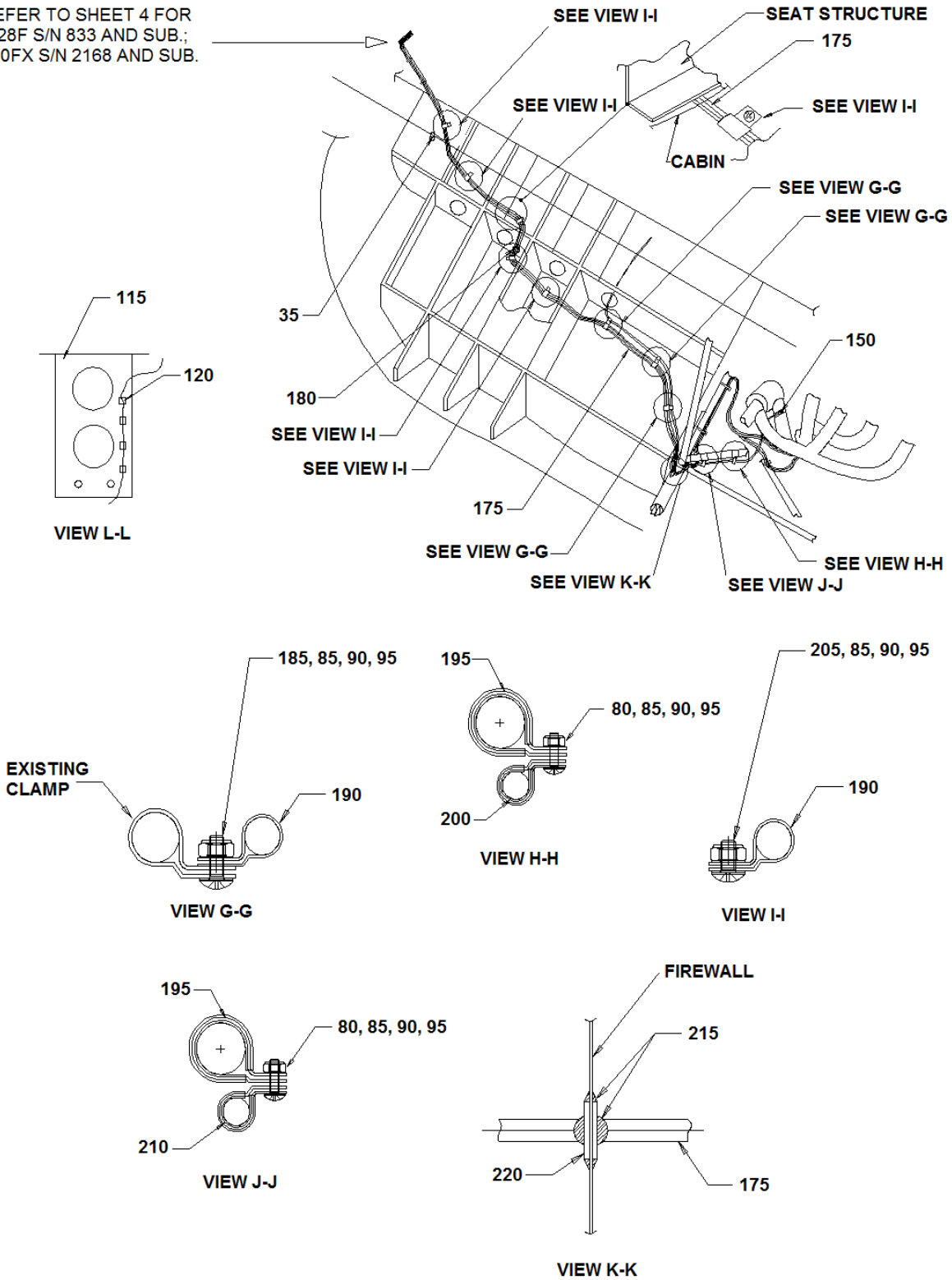


Sheet 2 of 4

FIGURE 11-19. EDM-700-4C INSTALLATION

ENSTROM F-28/280 SERIES ILLUSTRATED PARTS CATALOG

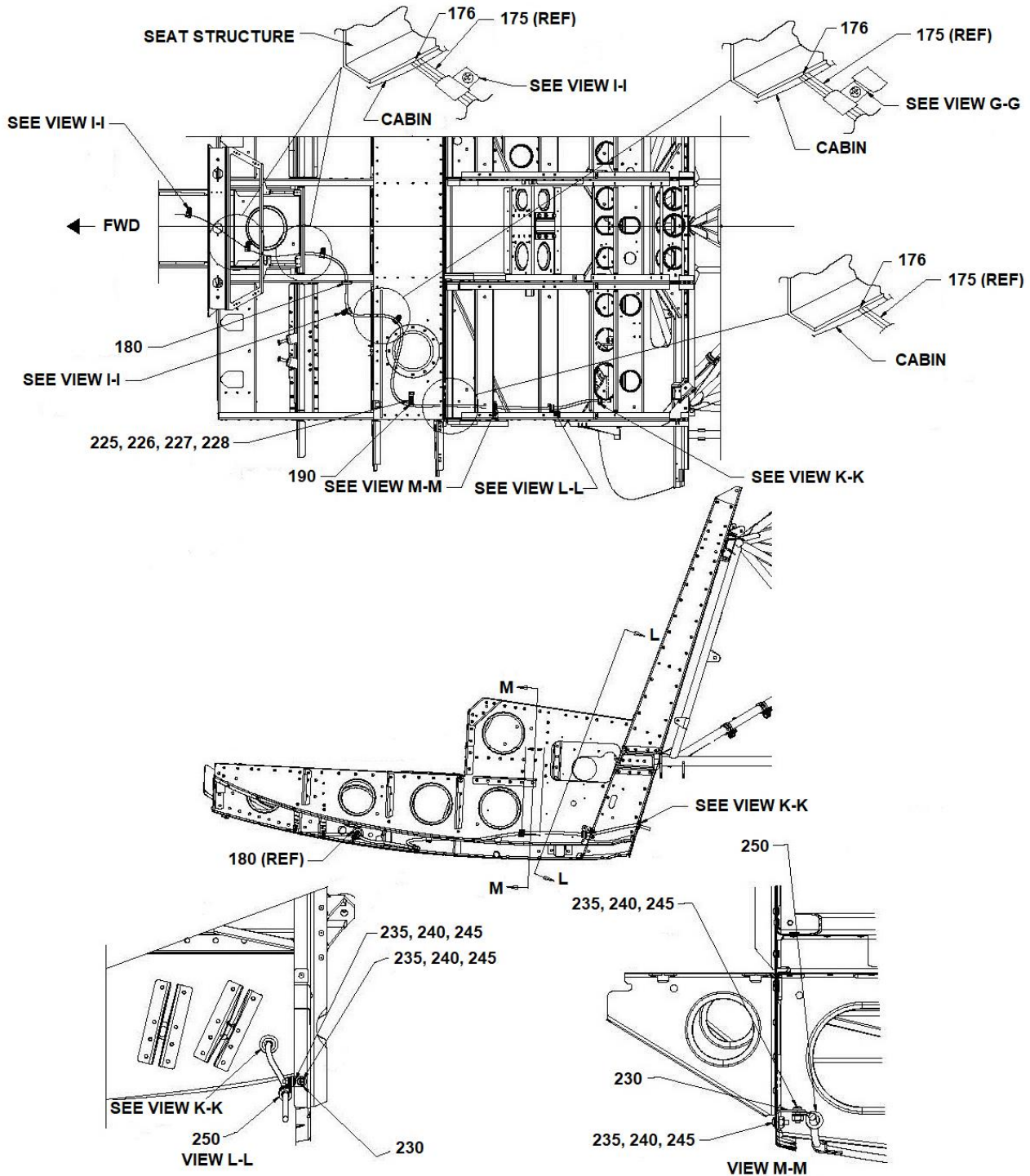
REFER TO SHEET 4 FOR
F-28F S/N 833 AND SUB.;
280FX S/N 2168 AND SUB.



Sheet 3 of 4

FIGURE 11-19. EDM-700-4C INSTALLATION

ENSTROM F-28/280 SERIES ILLUSTRATED PARTS CATALOG



F-28F S/N 833 AND SUBSEQUENT; 280FX S/N 2168 AND SUBSEQUENT

Sheet 4 of 4

FIGURE 11-19. EDM-700-4C INSTALLATION

ENSTROM F-28/280 SERIES ILLUSTRATED PARTS CATALOG

FIGURE 11-19. EDM-700-4C INSTALLATION

ITEM NUMBER	PART NUMBER	DESCRIPTION	QTY PER ASSY	MODELS AFFECTED						
				F-28A	280	F-28C	280C	F-28F	280F	280FX
–	28-22093-3	EDM-700-4C Installation	REF			X	X	X	X	X
5●	EGT-701-4C-A-T	. Indicator w/Software Pt# 302661-REV 3.062	1			X	X	X	X	X
10	28-22540-19	. Placard (DATA PORT EDM-700)	1			X	X	X	X	X
15	28-18167-5	. Accessory Panel Assembly	1			X	X	X	X	X
20	6 X 3/8	. Screw	4			X	X	X	X	X
25●	700200	. Harness (P1)	1			X	X	X	X	X
30*	7101SYZQE	. Switch	1			X	X	X	X	X
35●	400510	. OAT Probe w/Harness	1			X	X	X	X	X
40●	M-5050T	. CHT Probe	3			X	X	X	X	X
45	AN526-632R12	. Screw	6			X	X	X	X	X
50	NAS1149FN616P	. Washer	6			X	X	X	X	X
55	MS35338-41	. Lock Washer	6			X	X	X	X	X
60	MS35649-262	. Nut	6			X	X	X	X	X
65	LW-18959-175-34	. Clamp	6			X	X	X	X	X
70	28-01026-11	. Sleeve	6			X	X	X	X	X
75	S500-4	. Clamp	3			X	X	X	X	X
–	608036-1	. Tape	A/R			X	X	X	X	X
80	MS35206-245	. Screw	9			X	X	X	X	X
85	NAS1149FN816P	. Washer	23			X	X	X	X	X
90	MS35338-42	. Lock Washer	10			X	X	X	X	X
95	MS35649-282	. Nut	10			X	X	X	X	X
100	S500-16	. Clamp	2			X	X	X	X	X
–	608036-1	. Tape	A/R			X	X	X	X	X
105●	M-111	. EGT Probe	4			X	X	X	X	X
110	28-22094-13	. EGT Clamp	4			X	X	X	X	X
115	28-18165-5	. Seat Chassis Console	1			X	X	X	X	X
120	ABM1M-A-C	. Mount	4			X	X	X	X	X

ENSTROM F-28/280 SERIES ILLUSTRATED PARTS CATALOG

FIGURE 11-19. EDM-700-4C INSTALLATION

ITEM NUMBER	PART NUMBER	DESCRIPTION	QTY PER ASSY	MODELS AFFECTED						
				F-28A	280	F-28C	280C	F-28F	280F	280FX
125	ECD050-23	. Washer	1			X	X	X	X	X
125	28-22096-11	. Spacer (Alternate)	1			X	X	X	X	X
130	AN4076-1	. Adapter	1			X	X	X	X	X
135	AA86146	. Temperature Bulb	1			X	X	X	X	X
135	AN5546-1	. Temperature Bulb (Alternate)	1			X	X	X	X	X
135	102-00007	. Temperature Bulb (Alternate)	1			X	X	X	X	X
140●	MM-113-3/8	. CHT Probe	1			X	X	X	X	X
145	MS21913J4	. Plug	1			X	X	X	X	X
150●	M-111T	. TIT Probe	1			X	X	X	X	X
155	28-22094-11	. TIT Clamp	1			X	X	X	X	X
160	S500-10	. Clamp	1			X	X	X	X	X
-	608036-1	. Tape	A/R			X	X	X	X	X
165	MS20995C25	. Safety Wire	A/R			X	X	X	X	X
170	FIT-221V-3/32	. Shrink Tube	A/R			X	X	X	X	X
175●	700702-16	. Harness (P2)	1			X	X	X	X	X
176	GEE62FR-C	. Grommet Edging	A/R			X	X	X	X	X
-Δ	748-RTV	. Sealant	A/R			X	X	X	X	X
180	MS35489-14	. Grommet	1			X	X	X	X	X
185	AN525-832R10	. Screw	1			X	X	X	X	X
190	3/8-6NA	. Clamp	8			X	X	X	X	X
195	S500-12	. Clamp	2			X	X	X	X	X
-	608036-1	. Tape	A/R			X	X	X	X	X
200	S500-6	. Clamp	1			X	X	X	X	X
-	608036-1	. Tape	A/R			X	X	X	X	X
205	AN525-832R8	. Screw	4			X	X	X	X	X
210	S500-3	. Clamp	1			X	X	X	X	X
-	608036-1	. Tape	A/R			X	X	X	X	X
215	CP25WB+	. Fire Barrier Sealant	A/R			X	X	X	X	X
220	MS35489-11	. Grommet	1			X	X	X	X	X

ENSTROM F-28/280 SERIES ILLUSTRATED PARTS CATALOG

FIGURE 11-19. EDM-700-4C INSTALLATION

ITEM NUMBER	PART NUMBER	DESCRIPTION	QTY PER ASSY	MODELS AFFECTED						
				F-28A	280	F-28C	280C	F-28F	280F	280FX
225	1/2-6NA	. Clamp	REF					X		X
226	AN526-832R8	. Screw	REF					X		X
227	AN960-8L	. Washer	REF					X		X
228	AN364-832A	. Nut	REF					X		X
230	AN743-13	. Bracket	2					X		X
235	MS35206-245	. Screw	4					X		X
240	NAS1149FN816P	. Washer	8					X		X
245	MS21083N08	. Nut	4					X		X
250	MS21919WDG6	. Clamp	2					X		X

- Items included in EDM-700-4C Engine Data Management System.
- * This switch position applies, as shown, if equipped with an illuminated panel. See also Figure 11-1F Item 150 location.
- Δ Or equivalent. Contact Enstrom Product Support for alternative products.

ENSTROM F-28/280 SERIES ILLUSTRATED PARTS CATALOG

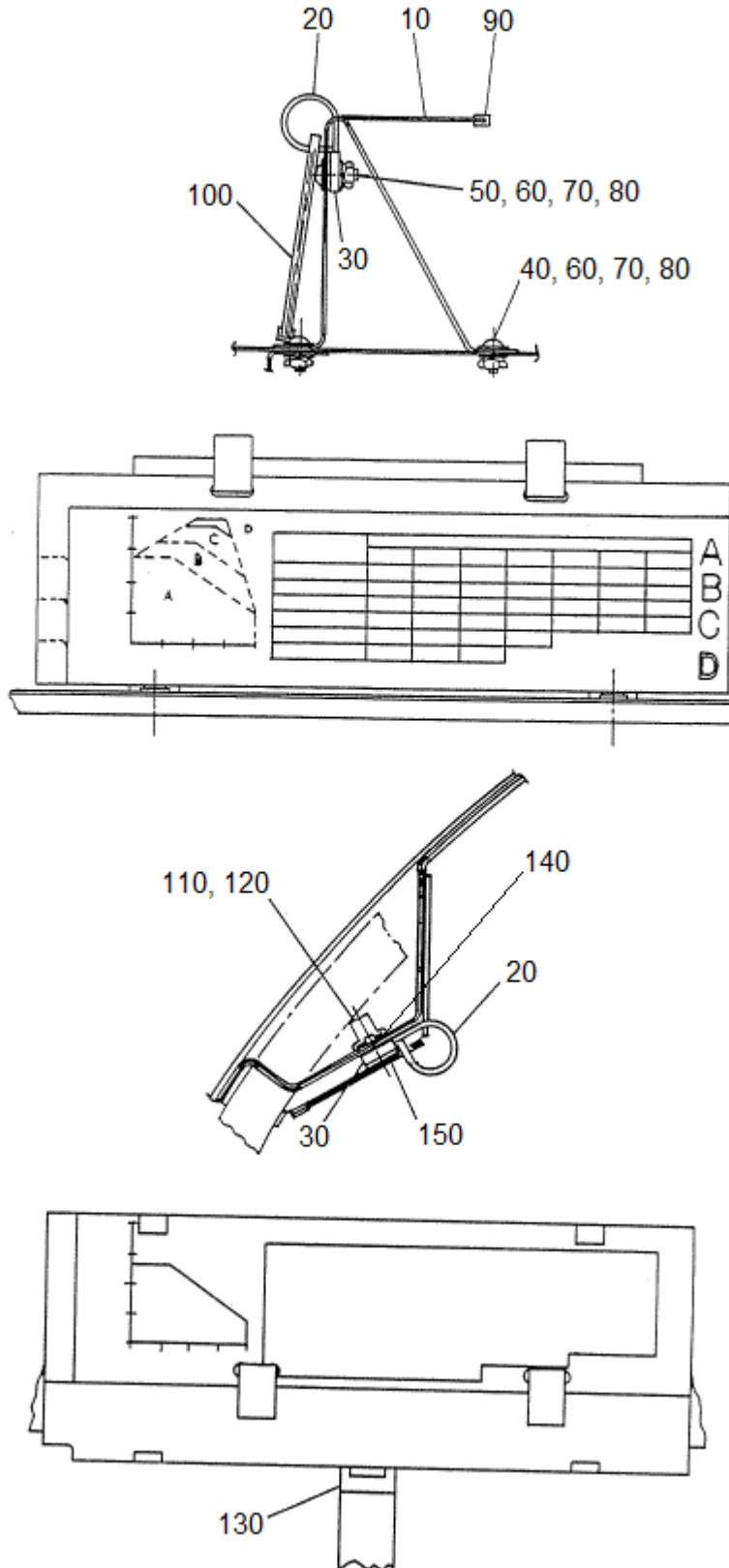


FIGURE 11-20. PLACARD BRACKET INSTALLATION

UNCONTROLLED COPY WHEN DOWNLOADED OR PRINTED

ENSTROM F-28/280 SERIES ILLUSTRATED PARTS CATALOG

FIGURE 11-20. PLACARD BRACKET INSTALLATION

ITEM NUMBER	PART NUMBER	DESCRIPTION	QTY PER ASSY	MODELS AFFECTED						
				F-28A	280	F-28C	280C	F-28F	280F	280FX
-	28-180051-1	Placard Bracket Installation (Inactive)	REF						X	
-	28-180051-3	Placard Bracket Installation (Inactive)	REF					X		
-	28-180051-5	Placard Bracket Installation (Floats) (Inactive)	REF					X	X	
-	28-180051-7	Placard Installation (MPH)	REF							X
-	28-180051-9	Placard Installation (MPH with Floats)	REF					X		X
-	28-180051-101	Placard Installation (Knots)	REF							X
-	28-180051-103	Placard Installation (Knots with Floats)	REF					X		X
-	28-180051-105	Placard Installation (MPH)	REF					X		
-	28-180051-107	Placard Installation (Knots)	REF					X		
10	28-180049-11	. Bracket	1					X	X	
20	F6YN-625BK	. Clamp	2					X	X	
20	5/8-6B	. Clamp (Replaced by F6YN-625BK)	2					X	X	
30	D6SE-167GY	. Washer	2					X	X	
30	D6-167	. Washer (Replaced by D6SE-167GY)	2					X	X	
40	MS35206-228	. Screw	4					X	X	
40	AN526-632R6	. Screw (Superseded by MS35206-228)	4					X	X	
50	MS35206-229	. Screw	2					X	X	
50	AN526-632R7	. Screw (Superseded by MS35206-229)	2					X	X	
60	AN960PD6L	. Washer	4					X	X	
70	MS35338-41	. Lock Washer	6					X	X	
70	AN935-6	. Lock Washer (Alternate)	6					X	X	
80	AN340-6	. Nut	6					X	X	
90	980-001	. Channel (X-142)	A/R					X	X	
90	AX142P	. Channel (Alternate to X-142)	A/R					X	X	

UNCONTROLLED COPY WHEN DOWNLOADED OR PRINTED

ENSTROM F-28/280 SERIES ILLUSTRATED PARTS CATALOG

FIGURE 11-20. PLACARD BRACKET INSTALLATION

ITEM NUMBER	PART NUMBER	DESCRIPTION	QTY PER ASSY	MODELS AFFECTED						
				F-28A	280	F-28C	280C	F-28F	280F	280FX
100	28-180050-1	. Plate Assembly	1						X	
-100A	28-180050-3	. Plate Assembly	1						X	
-100B	28-180050-5	. Plate Assembly	1						X	
-100C	28-180050-7	. Plate Assembly	1					X	X	
-100D	28-180050-9	. Plate Assembly	1					X		
-100E*	28-180050-11	. Plate Placard	1					X		
-100F*	28-180050-13	. Plate Placard	1					X		
-100G*	28-180050-15	. Plate Placard	1					X		
-100H*	28-180050-17	. Plate Placard	1					X		
-100E	28-180050-101	. Plate Assembly	1					X		
-100F	28-180050-103	. Plate Assembly	1					X		
-100G	28-180050-105	. Plate Assembly (Floats)	1					X	X	
-100H	28-180050-107	. Plate Assembly (Floats)	1					X	X	
-100I	28-180050-109	. Plate Assembly (Floats)	1					X	X	
-100J♦	28-180050-111	. Plate Assembly	1					X	X	
110	S8P-150	. Plus Nut	2					X		X
120	MS24693-S51	. Screw	2					X		X
120	AN507-832R10	. Screw (Superseded by MS24693-S51)	2					X		X
130	SJ-3501	. Loop (Velcro)	A/R					X		X
140	NAS1149D0463J	. Washer	2					X		X
140	AN960PD416	. Washer (Alternate)	2					X		X
150	28-180067-1	. Plate Assembly (Standard MPH/F°)	1							X
-150A	28-180067-3	. Plate Assembly (Standard MPH/F°)	1							X
-150B	28-180067-5	. Plate Assembly (Standard MPH/F°)	1							X
-150C	28-180067-7	. Plate Assembly (Standard MPH/F°)	1					X		X
-150D	28-180067-9	. Plate Assembly (MPH with Floats F°)	1					X		X

UNCONTROLLED COPY WHEN DOWNLOADED OR PRINTED

ENSTROM F-28/280 SERIES ILLUSTRATED PARTS CATALOG

FIGURE 11-20. PLACARD BRACKET INSTALLATION

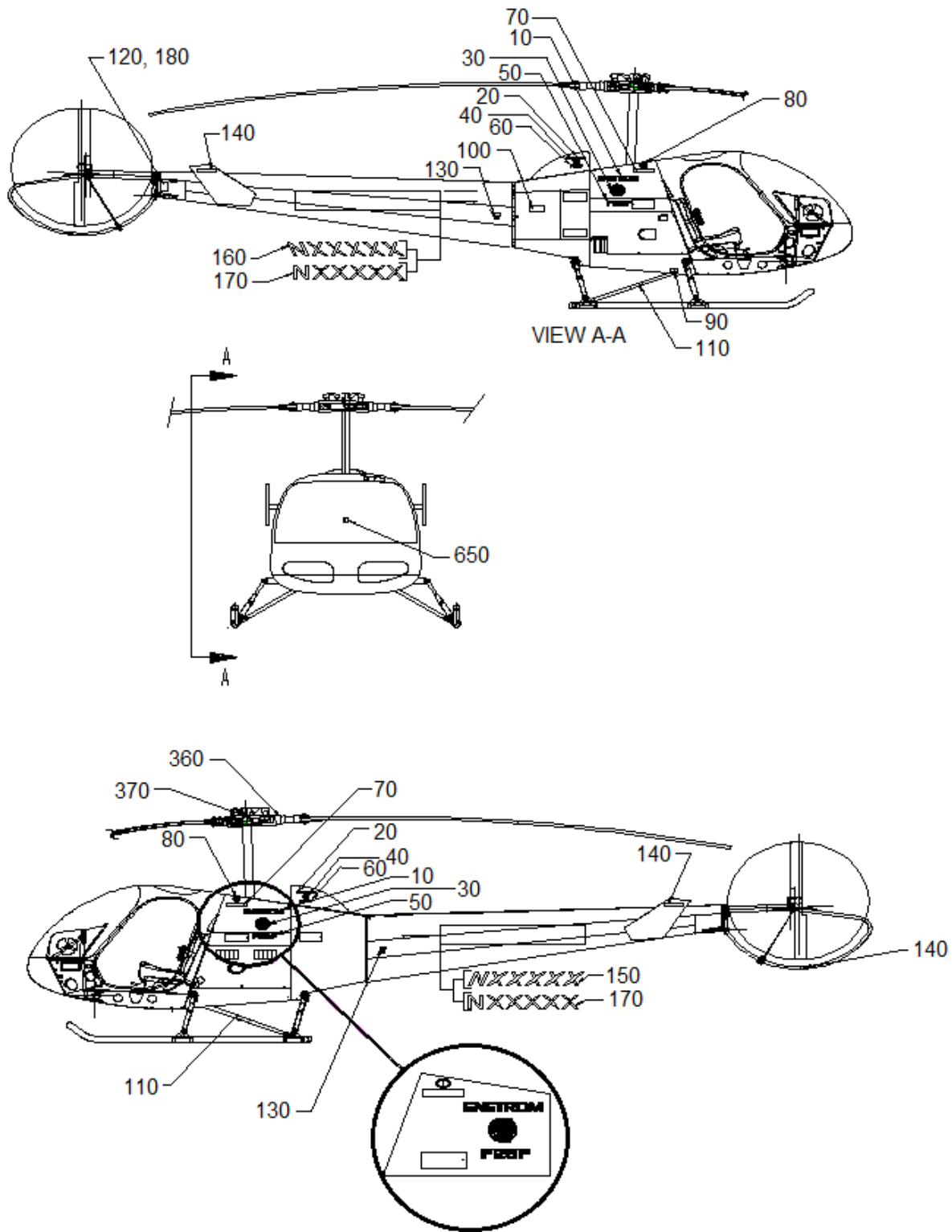
ITEM NUMBER	PART NUMBER	DESCRIPTION	QTY PER ASSY	MODELS AFFECTED						
				F-28A	280	F-28C	280C	F-28F	280F	280FX
-150E	28-180067-101	. Plate Assembly (MPH with Floats F°)	1					X		X
-150F	28-180067-103	. Plate Assembly (MPH with Floats F°)	1					X		X
-150G	28-180067-105	. Plate Assembly (Knots/C°)	1							X
-150H	28-180067-107	. Plate Assembly (Knots/C°)	1							X
-150I	28-180067-109	. Plate Assembly (Knots/C°)	1							X
-150J	28-180067-201	. Plate Assembly (Knots/C°)	1					X		X
-150K	28-180067-203	. Plate Assembly (Knots/C° with Floats)	1					X		X
-150L	28-180067-205	. Plate Assembly (Knots/C° with Floats)	1					X		X
-150M	28-180067-207	. Plate Assembly (Knots/C° with Floats)	1					X		X
-150N	28-180067-209	. Plate Assembly (Standard F°/MPH)	1					X		
-150O	28-180067-211	. Plate Assembly (Standard F°/MPH)	1					X		
-150P	28-180067-213	. Plate Assembly (Standard F°/MPH)	1					X		
-150Q	28-180067-215	. Plate Assembly (Knots/C°)	1					X		
-150R	28-180067-217	. Plate Assembly (Knots/C°)	1					X		
-150S	28-180067-219	. Plate Assembly (Knots/C°)	1					X		

* Used on foreign configured aircraft.

◆ Used on agricultural spray configured models only.

UNCONTROLLED COPY WHEN DOWNLOADED OR PRINTED

ENSTROM F-28/280 SERIES ILLUSTRATED PARTS CATALOG



Sheet 1 of 13

FIGURE 11-21. PLACARD INSTALLATION

UNCONTROLLED COPY WHEN DOWNLOADED OR PRINTED

ENSTROM F-28/280 SERIES ILLUSTRATED PARTS CATALOG

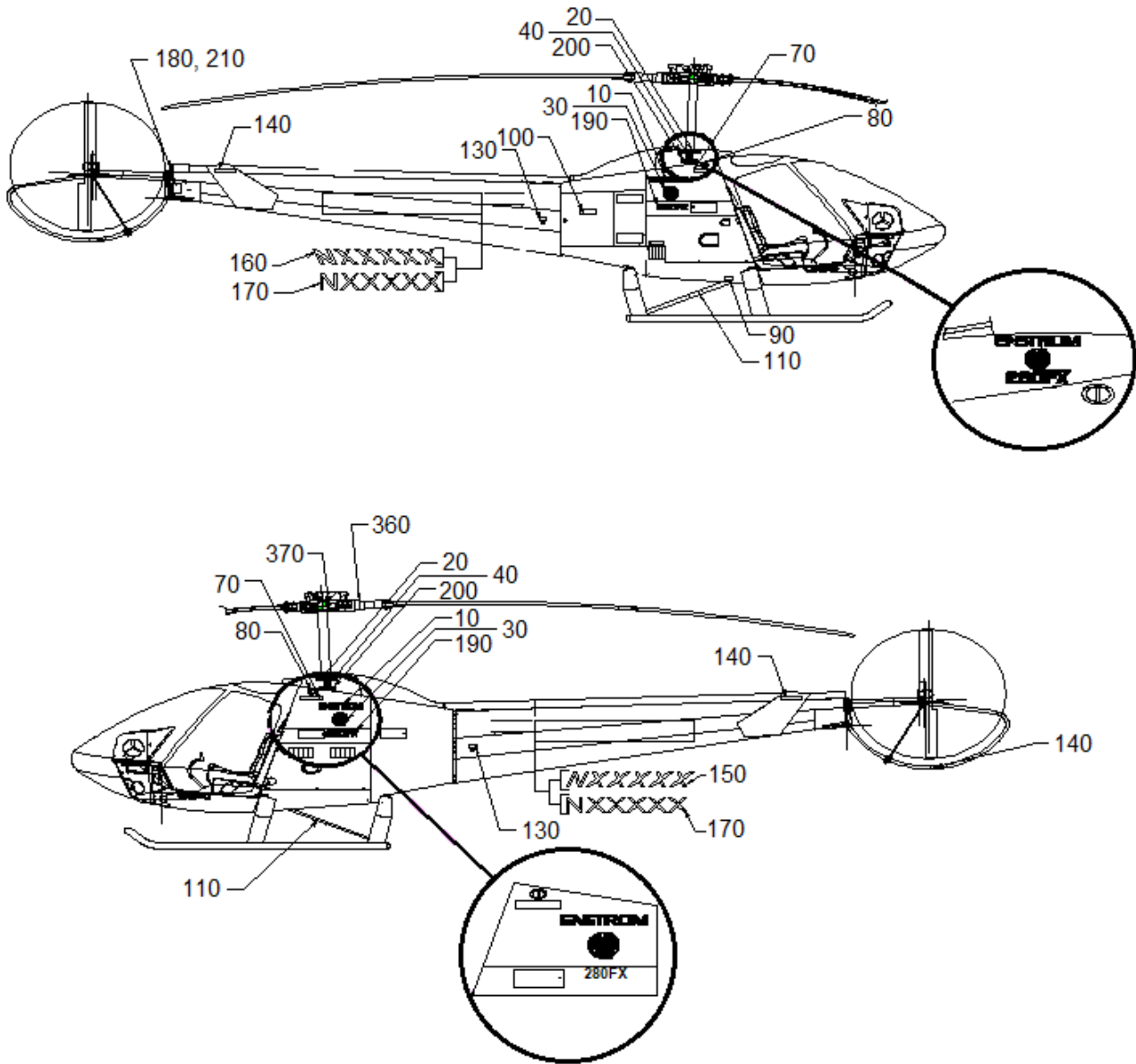


FIGURE 11-21. PLACARD INSTALLATION

UNCONTROLLED COPY WHEN DOWNLOADED OR PRINTED

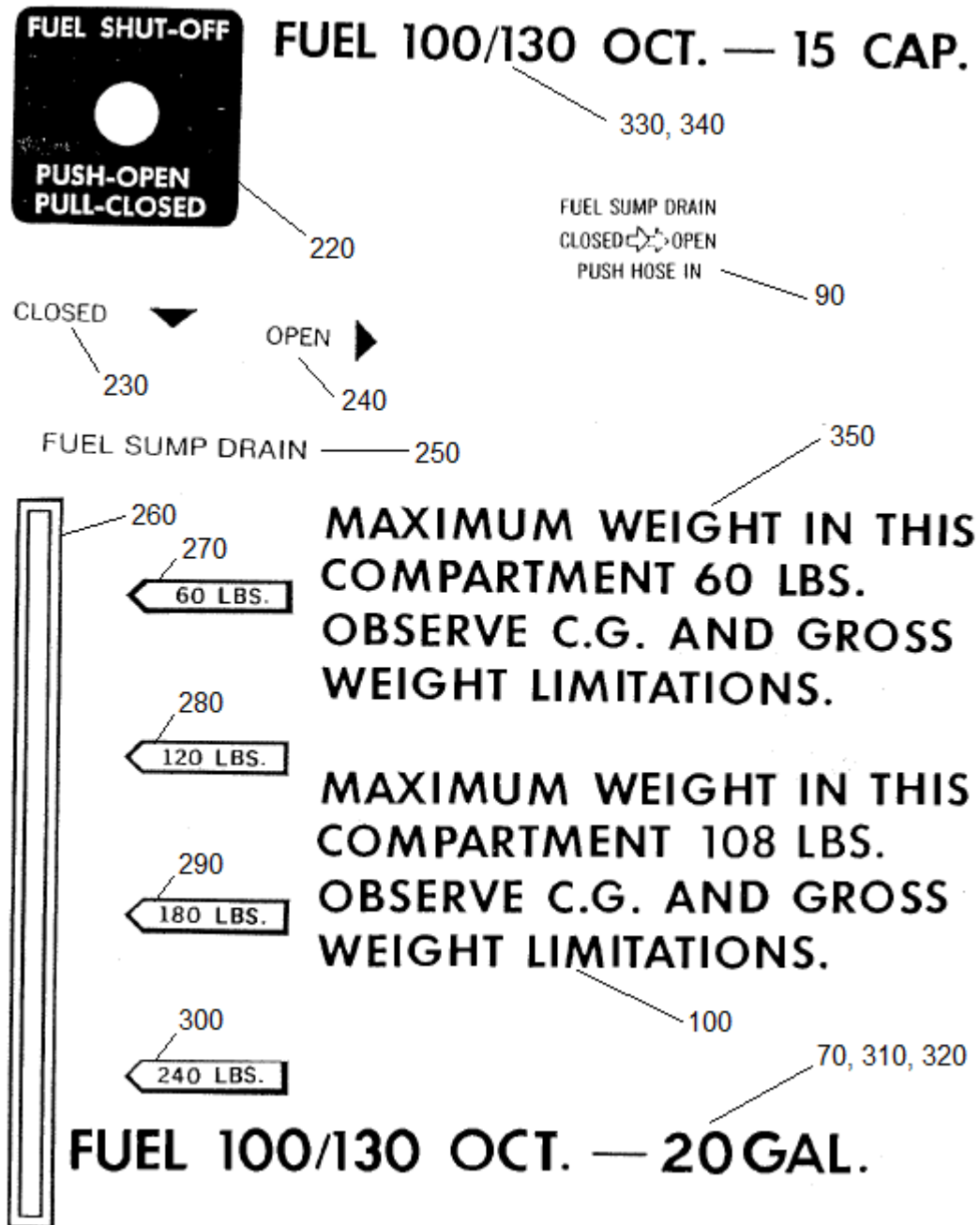
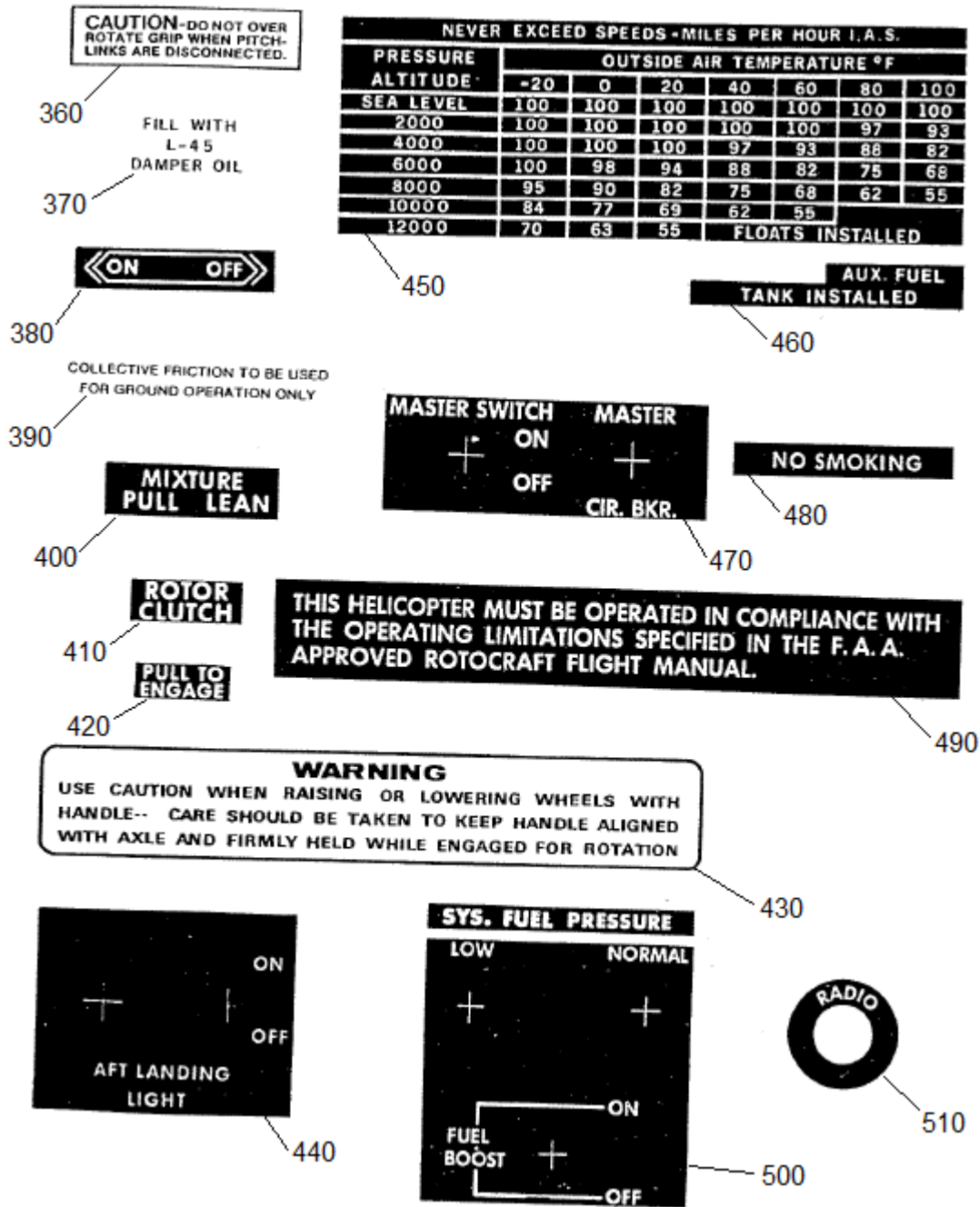


FIGURE 11-21. PLACARD INSTALLATION

ENSTROM F-28/280 SERIES ILLUSTRATED PARTS CATALOG



Sheet 4 of 13

FIGURE 11-21. PLACARD INSTALLATION

UNCONTROLLED COPY WHEN DOWNLOADED OR PRINTED

ENSTROM F-28/280 SERIES ILLUSTRATED PARTS CATALOG

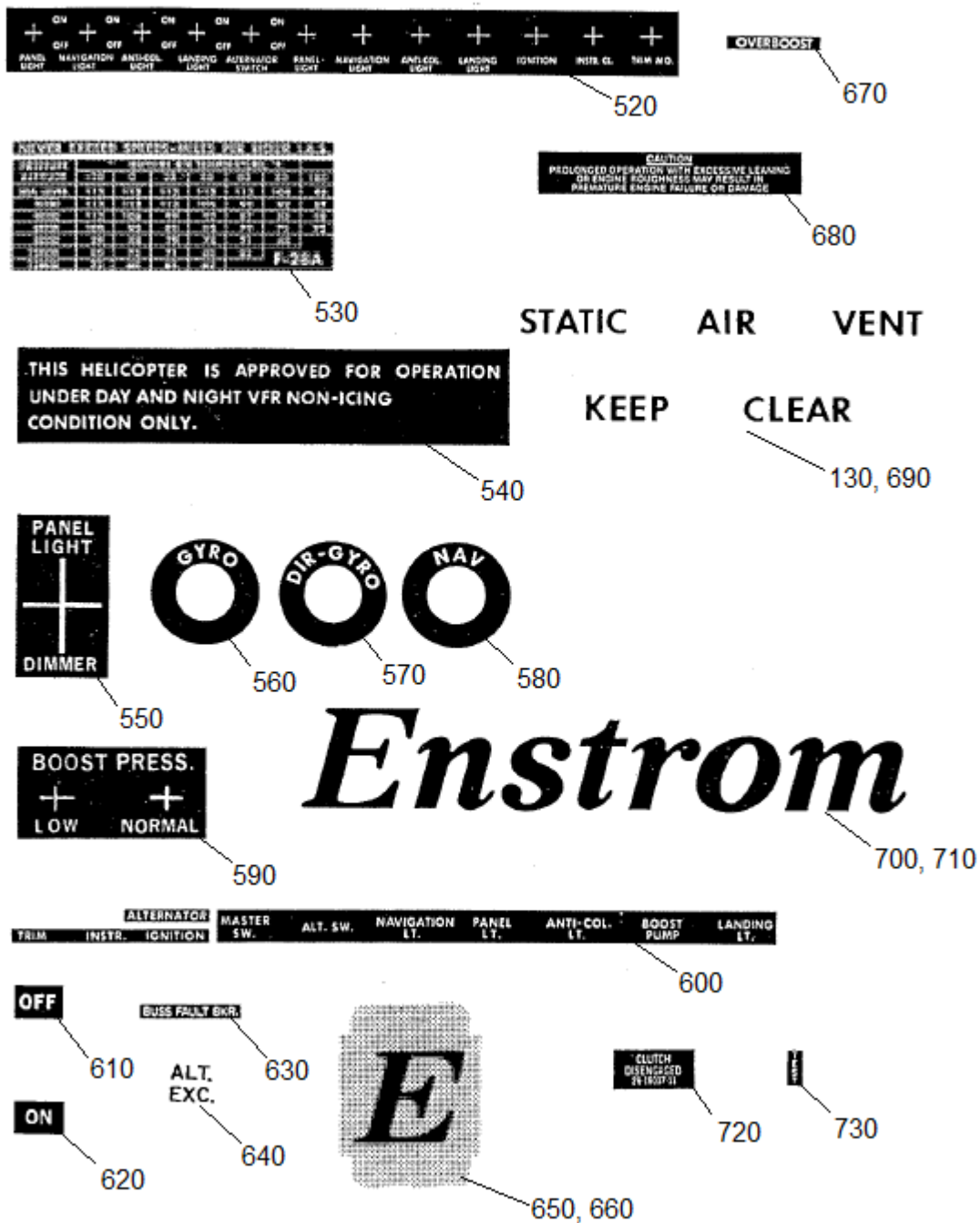


FIGURE 11-21. PLACARD INSTALLATION

ENSTROM F-28/280 SERIES ILLUSTRATED PARTS CATALOG

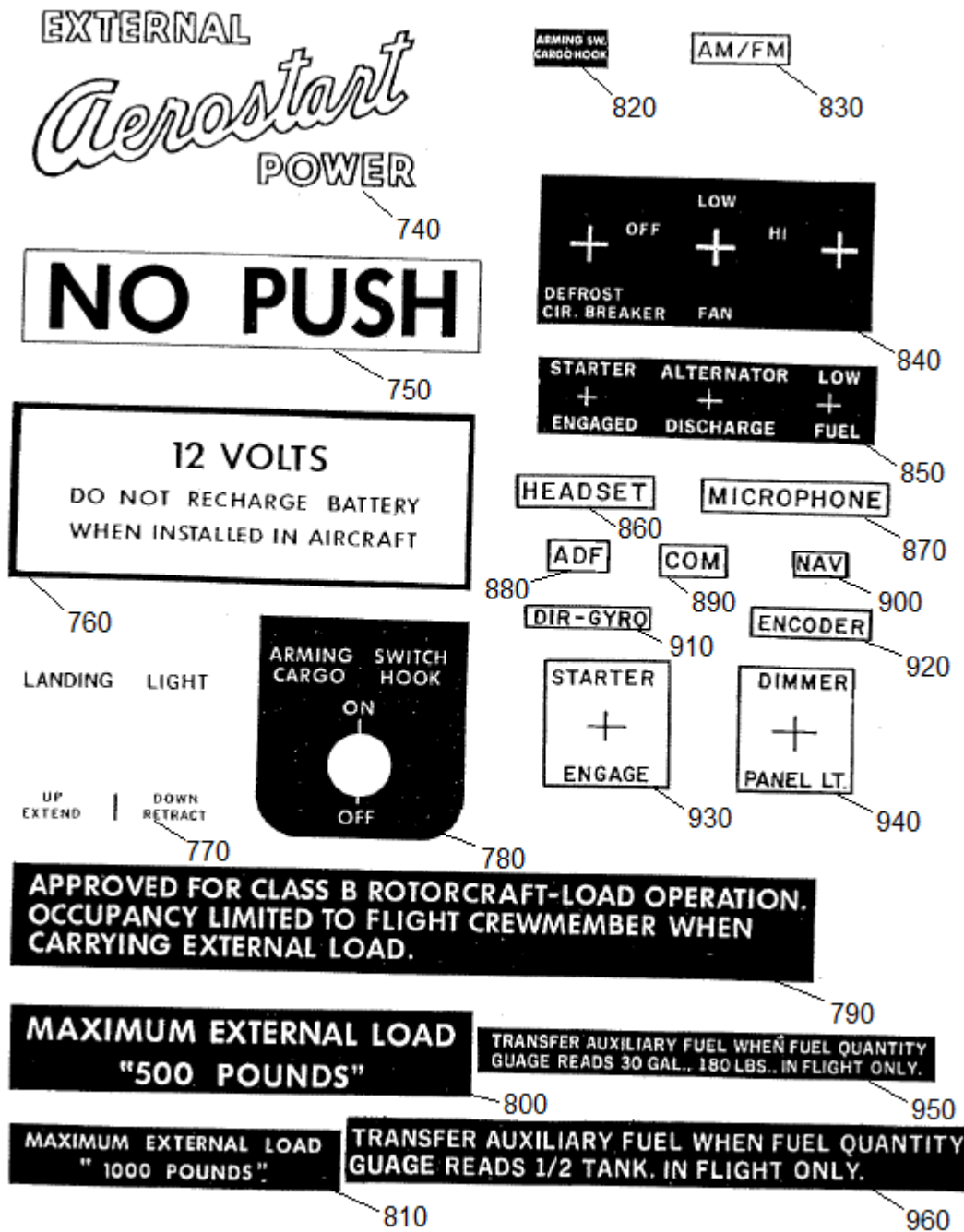
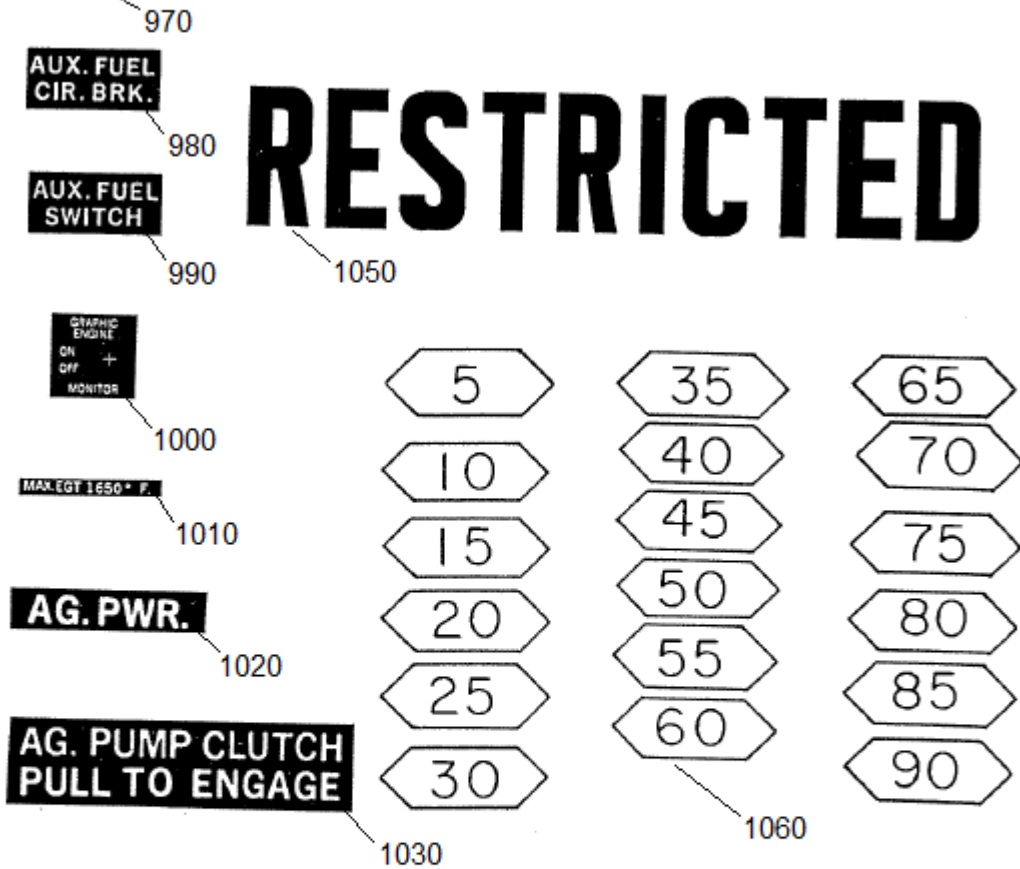


FIGURE 11-21. PLACARD INSTALLATION

UNCONTROLLED COPY WHEN DOWNLOADED OR PRINTED

FUEL 100/130 OCT. — 22 GAL.



RESTRICTED CATEGORY - NEVER EXCEED SPEEDS MPH IAS							
PRESSURE ALTITUDE	OUTSIDE AIR TEMPERATURE °F						
	-20	0	20	40	60	80	100
SEA LEVEL	85	85	85	85	85	85	85
1000	85	85	85	85	85	83	82
2000	85	85	85	84	83	82	81
3000	85	85	84	83	82	81	80
4000	85	84	83	82	81	80	
5000	84	83	82	81	80		
6000	83	82	81	80			

FIGURE 11-21. PLACARD INSTALLATION

ENSTROM F-28/280 SERIES ILLUSTRATED PARTS CATALOG

RESTRICTED CATEGORY - NEVER EXCEED SPEEDS M.P.H. I.A.S.							
PRESSURE ALTITUDE	OUTSIDE AIR TEMPERATURE °F						
	-20	0	20	40	60	80	100
SEA LEVEL	85	85	85	85	85	85	85
1000	85	85	85	85	85	83	82
2000	85	85	85	84	83	82	81
3000	85	85	84	83	82	81	80
4000	85	84	83	82	81	80	69
5000	84	83	82	81	80	80	57
6000	83	82	81	80	68	60	
7000	82	81	79	68	60		
8000	81	80	69	61			
9000	80	72	59				

1070



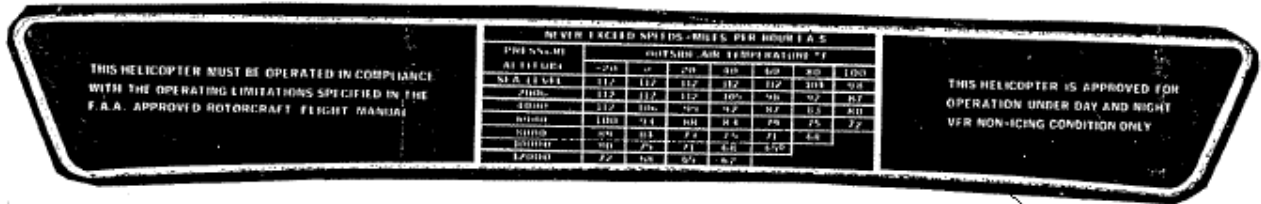
1080

Sheet 8 of 13

FIGURE 11-21. PLACARD INSTALLATION

UNCONTROLLED COPY WHEN DOWNLOADED OR PRINTED

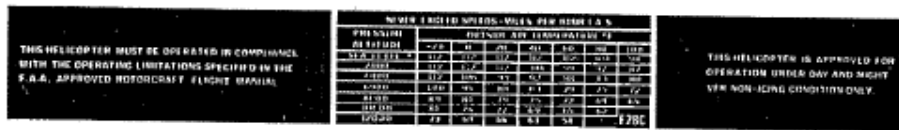
ENSTROM F-28/280 SERIES ILLUSTRATED PARTS CATALOG



1090



1100



1110

FIGURE 11-21. PLACARD INSTALLATION

ENSTROM F-28/280 SERIES ILLUSTRATED PARTS CATALOG

NEVER EXCEED SPEEDS - KNOTS I.A.S.							
PRESSURE ALTITUDE	OUTSIDE AIR TEMPERATURE °F						
	-20	0	20	40	60	80	100
SEA LEVEL	97	97	97	97	97	90	85
2000	97	97	97	90	86	80	75
4000	97	92	86	80	76	72	69
6000	87	82	76	72	68	65	62
8000	77	73	68	65	62	60	56
10000	70	66	62	60	56	54	
12000	63	60	57	55	50		

1120

NEVER EXCEED SPEEDS - KNOTS I.A.S.							
PRESSURE ALTITUDE	OUTSIDE AIR TEMPERATURE °F						
	-20	0	20	40	60	80	100
SEA LEVEL	102	102	102	102	102	95	89
2000	102	102	102	95	89	84	80
4000	102	96	90	84	81	76	74
6000	91	87	81	76	73	70	67
8000	82	77	73	70	67	64	61
10000	75	70	67	64	61	58	
12000	68	64	62	59	55		

1130

NEVER EXCEED SPEEDS - MILES PER HOUR I.A.S.							
PRESSURE ALTITUDE	OUTSIDE AIR TEMPERATURE °F						
	-20	0	20	40	60	80	100
SEA LEVEL	117	117	117	117	117	117	117
2000	117	117	117	117	117	114	109
4000	117	117	117	115	110	105	96
6000	117	116	111	105	96	87	78
8000	112	107	96	87	78	69	60
10000	99	88	78	69	59	28-180023-11	
12000	81	70	60	TO 2350 LBS. G.W.			

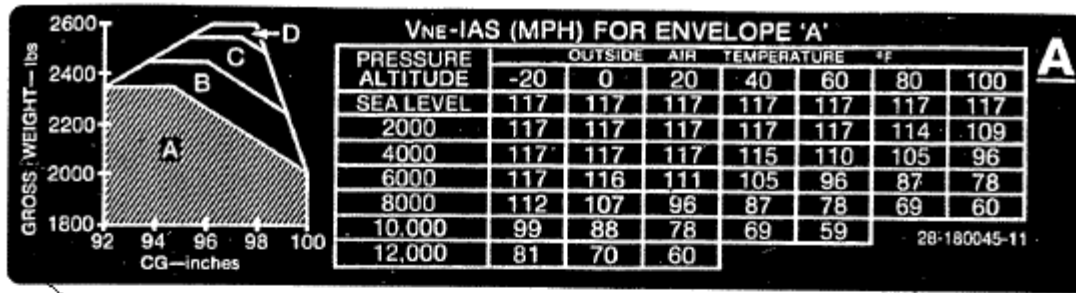
1140

NEVER EXCEED SPEEDS - MILES PER HOUR I.A.S.							
PRESSURE ALTITUDE	OUTSIDE AIR TEMPERATURE °F						
	-20	0	20	40	60	80	100
SEA LEVEL	112	112	112	112	112	112	112
2000	112	112	112	112	112	109	104
4000	112	112	112	110	105	100	91
6000	112	111	106	101	91	82	73
8000	107	102	91	82	73	64	55
10000	94	83	73	64	54		
12000	76	65	55	F28C-2350G.W.			

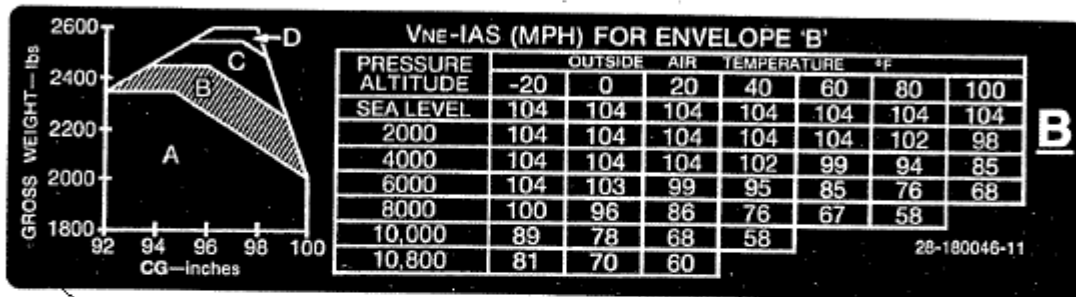
1150

FIGURE 11-21. PLACARD INSTALLATION

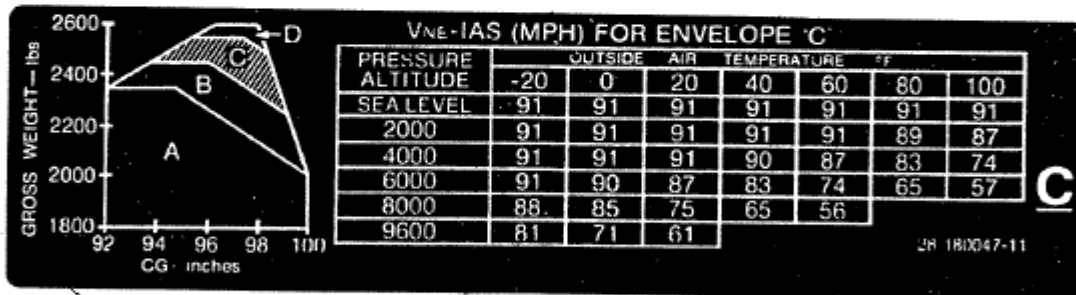
ENSTROM F-28/280 SERIES ILLUSTRATED PARTS CATALOG



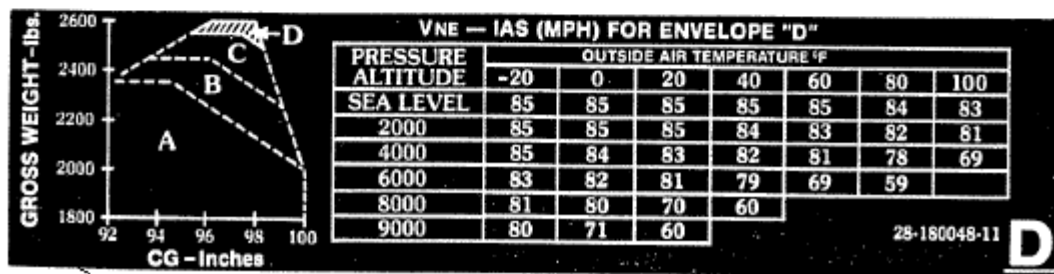
1160



1170



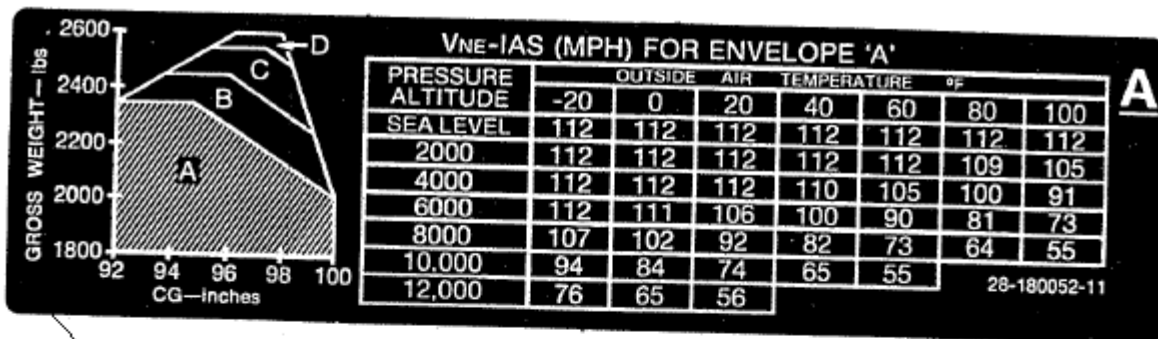
1180



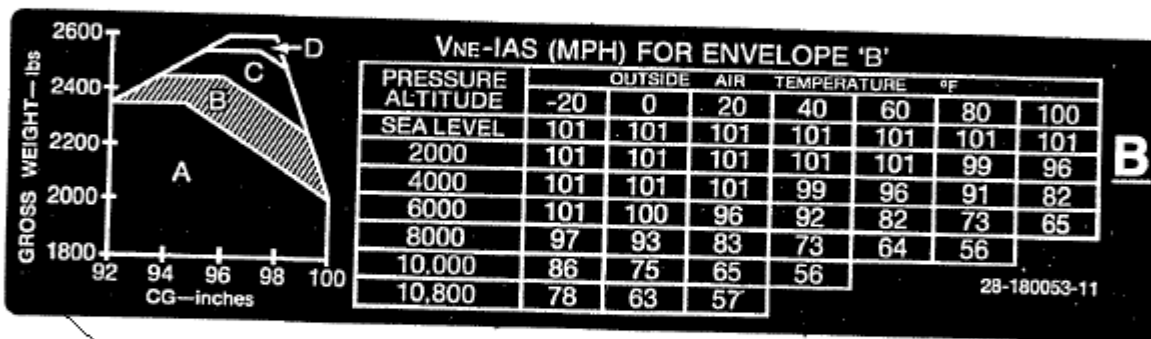
1190

FIGURE 11-21. PLACARD INSTALLATION

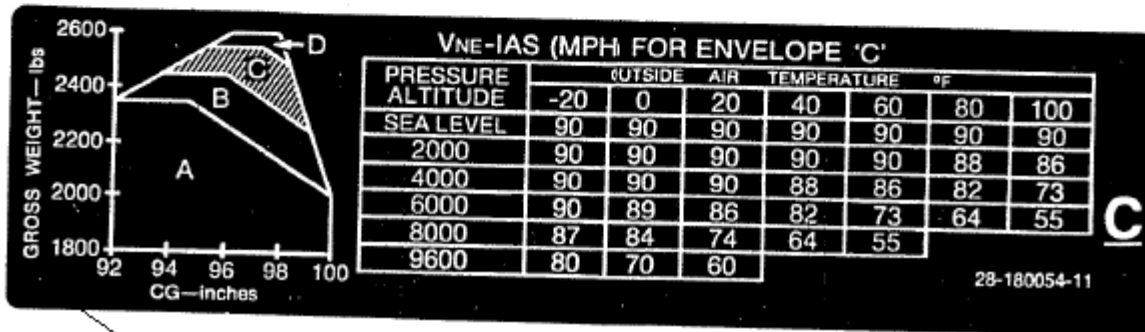
ENSTROM F-28/280 SERIES ILLUSTRATED PARTS CATALOG



1200



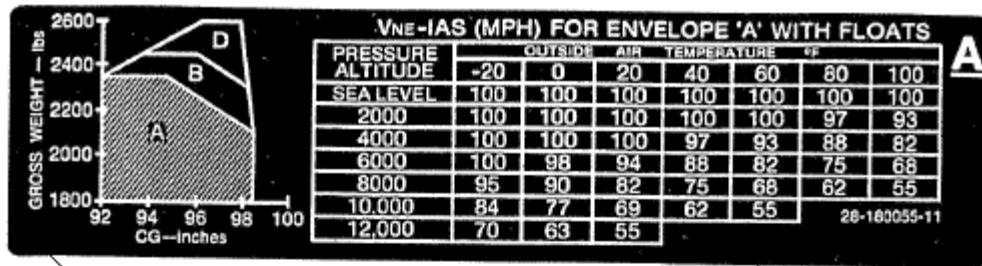
1210



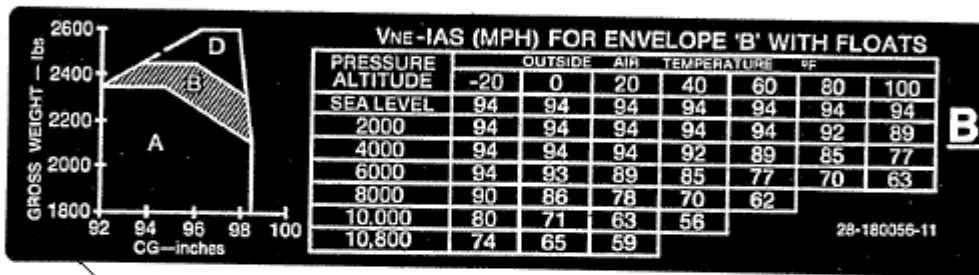
1220

FIGURE 11-21. PLACARD INSTALLATION

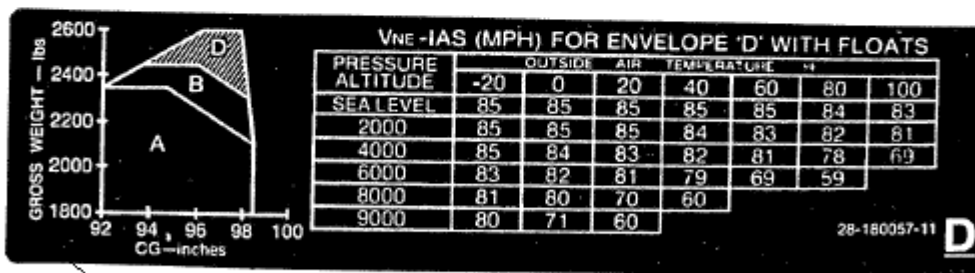
ENSTROM F-28/280 SERIES ILLUSTRATED PARTS CATALOG



1230



1240



1250

WARNING

TURN OFF STROBE LIGHTS WHEN TAXIING IN VICINITY OF OTHER AIRCRAFT, OR DURING FLIGHT THROUGH CLOUD, FOG OR HAZE. STANDARD POSITION LIGHTS TO BE ON FOR ALL NIGHT OPERATIONS.

1260

FIGURE 11-21. PLACARD INSTALLATION

ENSTROM F-28/280 SERIES ILLUSTRATED PARTS CATALOG

FIGURE 11-21. PLACARD INSTALLATION

ITEM NUMBER	PART NUMBER	DESCRIPTION	QTY PER ASSY	MODELS AFFECTED						
				F-28A	280	F-28C	280C	F-28F	280F	280FX
–	28-00017-1	Placard Installation F28F	REF					X		
–	28-00018-1	Placard Installation 280FX	REF							X
10	28-00014-1	. Placard: Decal “Enstrom” Full	A/R					X		X
20	28-00014-3	. Placard: Decal “Enstrom” Small	A/R					X		X
30	28-00015-1	. Placard: Decal Blade Logo Full	A/R					X		X
40	28-00015-3	. Placard: Decal Blade Logo Small	A/R					X		X
50	28-00016-1	. Placard: Decal, “F28F” Full	A/R					X		
60	28-00016-3	. Placard: Decal, “F28F” Small	A/R					X		
70	28-12433-1	. Placard: Fuel “100/130 OCT-20 GAL”	2			X	X	X	X	X
80	28-12433-21	. Placard: Fuel Tank Cap	2					X		X
90	28-12479-11	. Placard: “Fuel Sump Drain”	1				X	X	X	X
100	28-12830-11	. Placard: Baggage Box Max 108 lb.	1			X	X	X	X	X
110	28-17164-13	. Placard: No Step	2					X		X
120	28-18009-15	. Placard: Data, A/C MFG (F28F)	1					X		
130	28-18105-11	. Placard: Static	2	X	X	X	X	X	X	X
140	28-20107-11	. Placard: “No Push”	3	X	X	X	X	X	X	X
150	4119920-11	. Registration Number Placard	A/R					X		X
160	4119920-13	. Registration Number Placard	A/R					X		X
170	4119920-15	. Registration Number Placard	A/R					X		X
180	CCR274SS-3-02	. Rivet	4					X		X
190	28-00013-1	. Placard: Decal, “280FX” Full	A/R							X
200	28-00013-3	. Placard: Decal “280FX” Small	A/R							X
210	28-18009-11	. Placard: Data, A/C MFG (280FX)	1							X
220	28-12416-3	. Placard – Fuel Shut-Off	1	X	X	X	X	X	X	X
230	28-12420-11	. Placard – Sump Pump	1	X	X	X	X	X	X	
240	28-12420-13	. Placard – Sump Drain	1	X	X	X	X	X	X	

UNCONTROLLED COPY WHEN DOWNLOADED OR PRINTED

ENSTROM F-28/280 SERIES ILLUSTRATED PARTS CATALOG

FIGURE 11-21. PLACARD INSTALLATION

ITEM NUMBER	PART NUMBER	DESCRIPTION	QTY PER ASSY	MODELS AFFECTED						
				F-28A	280	F-28C	280C	F-28F	280F	280FX
250	28-12420-15	. Placard – Sump Drain	1	X	X	X	X	X	X	
260	28-12424-1	. Placard – Sight Gauge Border	1	X	X	X	X			
270	28-12425-1	. Placard – Fuel Tank 60 lbs.	1	X	X	X	X			
280	28-12426-1	. Placard – Fuel Tank 120 lbs.	1	X	X	X	X			
290	28-12427-1	. Placard – Fuel Tank 180 lbs.	1	X	X	X	X			
300	28-12428-1	. Placard – Fuel Tank 240 lbs.	1	X	X	X	X			
310	28-12433-1	. Placard – Fuel Tank Cap. 20 Gal. (White)	2			X	X	X	X	X
310	28-12433-2	. Placard – Fuel Tank Cap. 20 Gal. (White) (Replaced by 28-12433-1)	2			X	X	X	X	X
320	28-12433-13	. Placard – Fuel Tank Cap. 20 Gal. (Red)	2			X	X	X	X	X
330	28-12450-11	. Placard – Fuel Tank 15 Gal. (Red)	1	X	X					
340	28-12450-13	. Placard – Fuel Tank 15 Gal. (White)	1	X	X					
350	28-12816-1	. Placard – 60# Max. Wt. (Baggage Box)	1	X	X	X	X			
360	28-14270-1	. Placard – Main Rotor Blade Grip	3	X	X	X	X	X	X	X
370	28-14374-15	. Placard – Oil Damper Reservoir	3	X	X	X	X	X	X	X
370	28-14374-13	. Placard – Damper Reservoir (Replaced by 28-14374-15)	3	X	X	X	X	X	X	X
380	28-16215-1	. Placard – On/Off	A/R	X	X	X	X	X	X	X
390	28-16296-11	. Placard – Coll. Friction	1	X	X	X	X	X	X	X
400	28-16449-1	. Fuel Mixture Placard	1	X	X	X	X	X	X	X
410	28-16525-1	. Placard – Rotor Clutch	1	X	X	X	X	X	X	X
420	28-16526-1	. Placard – Pull to Engage	1	X	X	X	X	X	X	X
430	28-17005-1	. Warning Placard – Ground Handling Lever	1	X	X	X	X	X	X	X
440	28-17318-1	. Placard – Aft Landing Light	1	X						
450	28-17331-15	. Placard Never Ex Speeds Floats	1			X	X	X	X	X

UNCONTROLLED COPY WHEN DOWNLOADED OR PRINTED

ENSTROM F-28/280 SERIES ILLUSTRATED PARTS CATALOG

FIGURE 11-21. PLACARD INSTALLATION

ITEM NUMBER	PART NUMBER	DESCRIPTION	QTY PER ASSY	MODELS AFFECTED						
				F-28A	280	F-28C	280C	F-28F	280F	280FX
450	28-17331-1	. Placard – Vne (Float, Aux. Fuel) (Replaced by 28-17331-15)	1			X	X	X	X	X
460	28-17331-13	. Placard – Vne (Float, Aux. Fuel)	1			X	X	X	X	X
470	28-18005-1	. Placard – Master Switch	1	X		X				
480	28-18006-1	. Placard – No Smoking	1	X						
490	28-18007-1	. Placard – Manual Compliance	1	X	X		X			
500	28-18011-1	. Placard – System Fuel Pressure	1	X	X					
510	28-18012-1	. Placard – Radio C-B	1	X	X					
520	28-18013-1	. Placard – Inst. Ident.	1	X						
530	28-18014-1	. Placard – Vne (F28A)	1	X						
540	28-18015-1	. Placard – Limitations	1	X						
550	28-18016-1	. Placard – Panel Light Dimmer	1	X	X	X	X	X	X	X
560	28-18037-1	. Placard – Gyro C-B	1	X	X	X	X	X	X	X
570	28-18037-2	. Placard – Gyro C-B	1	X	X	X	X	X	X	X
580	28-18037-3	. Placard – Nav. C-B	1	X	X	X	X	X	X	X
590	28-18043-1	. Placard – Fuel Press.	1	X						
600	28-18048-1	. Placard – Switch Panel	1	X						
610	28-18052-1	. Placard – Off	7	X	X					
620	28-18053-1	. Placard – On	7	X	X					
630	28-18081-11	. Placard – Buss Fault Breaker	1			X	X	X	X	X
640	28-18087-1	. Placard – Alternator Excitation	1			X			X	
650	28-18088-1	. Placard – “E” (Compass)	1			X			X	
660	28-18088-2	. Placard – “E” (Compass)	1			X			X	
670	28-18092-11	. Placard – Overboost	1	X		X	X		X	X
680	28-18100-11	. Placard – Caution, Mixture Control	1		X	X	X	X	X	X
690	28-18105-13	. Placard – Static Air Vent	2	X	X	X	X	X	X	X
700	28-18107-1	. Placard – Enstrom (Large White)	1	X	X	X	X	X	X	X
710	28-18108-1	. Placard – Enstrom (Large Black)	1	X	X	X	X	X	X	X
720	28-19037-11	. Placard – Clutch Disengaged	1			X	X	X	X	X

UNCONTROLLED COPY WHEN DOWNLOADED OR PRINTED

ENSTROM F-28/280 SERIES ILLUSTRATED PARTS CATALOG

FIGURE 11-21. PLACARD INSTALLATION

ITEM NUMBER	PART NUMBER	DESCRIPTION	QTY PER ASSY	MODELS AFFECTED						
				F-28A	280	F-28C	280C	F-28F	280F	280FX
730	28-19046-11	. Placard – Test	1					X		X
740	28-19101-11	. Placard – APU Install.	1	X	X	X	X	X	X	X
750	28-20107-11	. Placard – No Push	7	X	X	X	X	X	X	X
750	28-20107-13	. Placard – No Push (Replaced by 28-20107-11)	7	X	X	X	X	X	X	X
760	28-21021-1	. Placard – 12 Volts	1	X						
770	28-21035-5	. Placard – Fwd. Light	1			X		X		
780	28-22013-1	. Placard – Cargo Arming Switch	1	X	X	X	X	X	X	X
790	28-22016-5	. Placard – Cargo Hook Installation	1	X	X	X	X	X	X	X
790	28-22016-1	. Placard – Load Oper. (Replaced by 28-22016-5)	1	X	X	X	X	X	X	X
800	28-22018-1	. Placard – Cargo Hook Limitations (500#)	1	X	X	X	X	X	X	X
810	28-22018-2	. Placard – Cargo Hook Limitations (1000#)	1	X	X	X	X	X	X	X
820	28-22019-1	. Placard – Cargo Hook	1	X	X	X	X	X	X	X
830	28-22216-13	. EC-100 Install.	A/R					X	X	X
840	28-22343-1	. Placard – Center Console Defrost	1			X				
850	28-22501-1	. Decals – Start – Alter.	A/R	X	X	X	X	X	X	X
860	28-22501-2	. Headset	A/R	X	X	X	X	X	X	X
870	28-22501-3	. Microphone	A/R	X	X	X	X	X	X	X
880	28-22501-4	. ADF	A/R	X	X	X	X	X	X	X
890	28-22501-5	. Com	A/R	X	X	X	X	X	X	X
900	28-22501-6	. Nav	A/R	X	X	X	X	X	X	X
910	28-22501-7	. Dir-Gyro	A/R	X	X	X	X	X	X	X
920	28-22501-8	. Encoder	A/R	X	X	X	X	X	X	X
930	28-22501-9	. Starter – Engine	A/R	X	X	X	X	X	X	X
940	28-22501-10	. Dimmer – Panel Lt.	A/R	X	X	X	X	X	X	X
950	28-22504-1	. Placard – Fuel Transfer (180 lbs.)	1		X	X	X	X	X	X

UNCONTROLLED COPY WHEN DOWNLOADED OR PRINTED

ENSTROM F-28/280 SERIES ILLUSTRATED PARTS CATALOG

FIGURE 11-21. PLACARD INSTALLATION

ITEM NUMBER	PART NUMBER	DESCRIPTION	QTY PER ASSY	MODELS AFFECTED						
				F-28A	280	F-28C	280C	F-28F	280F	280FX
960	28-22505-1	. Placard – Fuel Transfer (1/2 Tank)	1	X						
970	28-22506-1	. Placard – Octane & Gal.	1	X	X	X	X	X	X	X
980	28-22507-1	. Placard – Aux. Fuel, C-B	1	X	X	X	X	X	X	X
990	28-22508-1	. Placard – Aux. Fuel, Switch	1	X	X	X	X	X	X	X
1000	28-22540-11	. Placard – Monitor, G.E.M.	1				X	X	X	
1010	28-22543-11	. Placard – Max. EGT	1			X	X	X	X	X
1020	28-22606-1	. Placard – AG Kit (AG Power)	1			X	X	X	X	
1030	28-22607-1	. Placard – AG Kit (Pump)	1			X	X	X	X	
1040	28-22608-1	. Placard – AG Kit (Limitations)	1			X	X	X	X	
1050	28-22609-11	. Placard – AG Kit (Restricted)	1			X	X	X	X	
1060	28-22613-1	. Placard – AG Kit (Fluid Levels)	1			X	X	X	X	
1070	28-22615-15	. Placard – Vne F AG & CH	A/R			X	X	X	X	
1070	28-22615-11	. Placard – Vne (AG Kit) (Replaced by 28-22615-15)	A/R			X	X	X	X	
1080	28-22615-13	. Placard – Vne (AG Kit)	A/R			X	X	X	X	
1090	280-180007-1	. Placard – Manual & Vne	1		X		X			
1100	28-180012-1	. Placard – Vne	1				X			
1110	28-180018-1	. Placard – Manual & Vne	1			X				
1120	28-180021-1	. Placard – Vne (Knots)	1			X				
1130	28-180022-1	. Placard – Vne (Knots)	1		X					
1140	28-180023-1	. Placard – Vne (2350# GW)	1		X		X			
1150	28-180030-1	. Placard – Vne (2350# GW)	1			X		X		
1160	28-180045-13	. Placard – Vne, MPH “A”	1						X	X
1160	28-180045-11	. Placard – Vne Env. A (Replaced by 28-180045-13)	1						X	X
1170	28-180046-13	. Placard – Vne, MPH “B”	1						X	X
1170	28-180046-11	. Placard – Vne Env. B (Replaced by 28-180046-13)	1						X	X
1180	28-180047-13	. Placard – Vne, MPH “C”	1						X	X

UNCONTROLLED COPY WHEN DOWNLOADED OR PRINTED

ENSTROM F-28/280 SERIES ILLUSTRATED PARTS CATALOG

FIGURE 11-21. PLACARD INSTALLATION

ITEM NUMBER	PART NUMBER	DESCRIPTION	QTY PER ASSY	MODELS AFFECTED						
				F-28A	280	F-28C	280C	F-28F	280F	280FX
1180	28-180047-11	. Placard – Vne Env. C (Replaced by 28-180047-13)	1						X	X
1190	28-180048-13	. Placard – Vne, MPH “D”	1					X	X	X
1190	28-180048-11	. Placard – Vne Env. D (Replaced by 28-180048-13)	1					X	X	X
1200	28-180052-13	. Placard – Vne, MPH “A”	1					X		
1200	28-180052-11	. Placard – Vne Env. A (Replaced by 28-180052-13)	1					X		
1210	28-180053-13	. Placard – Vne, MPH “B”	1					X		
1210	28-180053-11	. Placard – Vne Env. B (Replaced by 28-180053-13)	1					X		
1220	28-180054-13	. Placard – Vne, MPH “C”	1					X		
1220	28-180054-11	. Placard – Vne Env. C (Replaced by 28-180054-13)	1					X		
1230	28-180055-13	. Placard – Vne, MPH “A”	1					X	X	X
1230	28-180055-11	. Placard – Floats Env. A (Replaced by 28-180055-13)	1					X	X	X
1240	28-180056-13	. Placard – Vne, MPH “B”	1					X	X	X
1240	28-180056-11	. Placard – Floats Env. B (Replaced by 28-180056-13)	1					X	X	X
1250	28-180057-13	. Placard – Vne, MPH “D”	1					X	X	X
1250	28-180057-11	. Placard – Floats Env. D (Replaced by 28-180057-13)	1					X	X	X
1260	A421-1	. Placard – Warning	1	X	X	X	X	X	X	X

UNCONTROLLED COPY WHEN DOWNLOADED OR PRINTED

ENSTROM F-28/280 SERIES ILLUSTRATED PARTS CATALOG

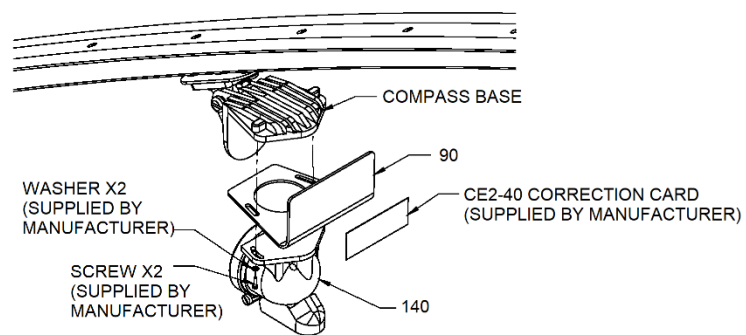
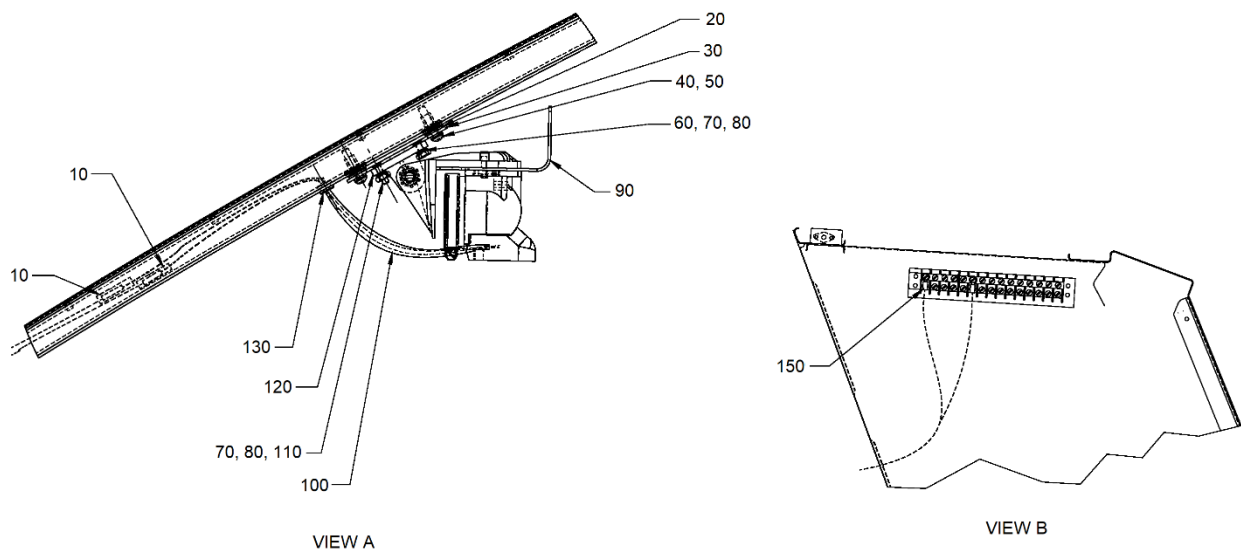
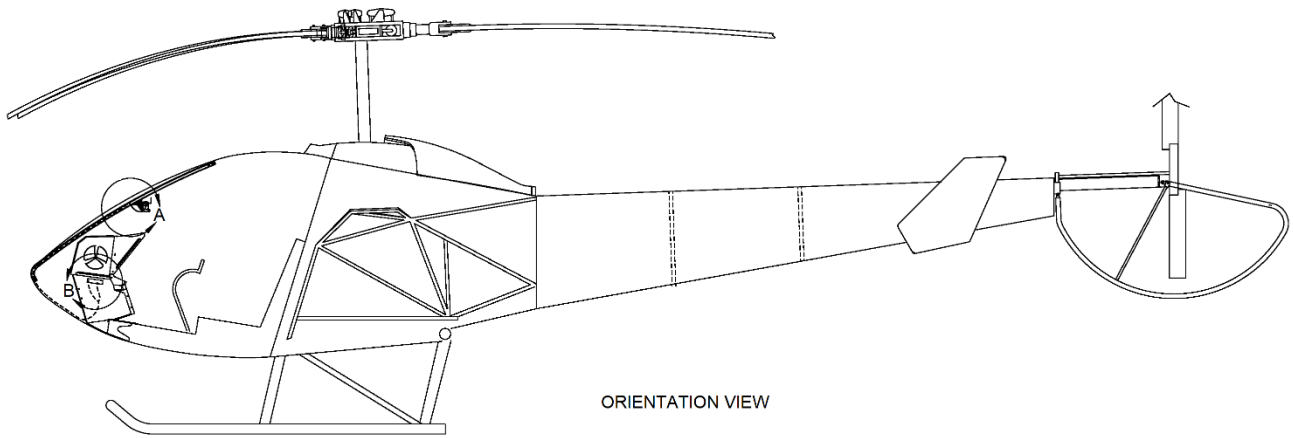


FIGURE 11-22. 280FX SIRS COMPASS INSTALLATION

UNCONTROLLED COPY WHEN DOWNLOADED OR PRINTED

ENSTROM F-28/280 SERIES ILLUSTRATED PARTS CATALOG

FIGURE 11-22. 280FX SIRS COMPASS INSTALLATION

ITEM NUMBER	PART NUMBER	DESCRIPTION	QTY PER ASSY	MODELS AFFECTED						
				F-28A	280	F-28C	280C	F-28F	280F	280FX
-	28-18094-1	280FX SIRS Compass Installation	REF							X
-	28-18094-3	280FX SIRS Southern Hemisphere Compass Installation	REF							X
10	FIT-221V-1/8	. Shrink Tube	3.0"							X
20	A8P150	. Plusnut	2							X
30	28-18094-11	. Mount Plate	1							X
40	MS35214-44	. Screw	2							X
50	MS35338-99	. Lock Washer	2							X
60	MS24693-BB26	. Screw	1							X
70	MS35338-98	. Lock Washer	2							X
80	MS35649-265B	. Nut	2							X
90	28-18094-13	. Card Holder	1							X
100	SE12PFR	. Braided Expandable Sleeving	4.5"							X
110	MS24693-BB28	. Screw	1							X
120	NV2-21S	. Short Foot Bracket	1							X
130	MS35489-1	. Grommet	1							X
140	NV2C-28V	. Compass	1							X
-140A	NV2C-28V-SH	. Compass (Southern Hemisphere)	1							X
150	MS25036-145	. Ring Terminal	2							X

UNCONTROLLED COPY WHEN DOWNLOADED OR PRINTED

ENSTROM F-28/280 SERIES ILLUSTRATED PARTS CATALOG

SECTION 12

TAIL ROTOR SYSTEM

TABLE OF CONTENTS

	Cover Page	12-1
	Table of Contents	12-1
12-1	Tail Rotor Transmission Assembly	12-3
12-2	Flex Coupling Installation	12-7
12-3	Tail Rotor Hanger Bearing Installation	12-11
12-4	Rotor Tachometer Assembly	12-13
12-5	Tail Rotor Blade Control Installation	12-17
12-6	Tail Rotor Pitch Link Assembly	12-29
12-7	Tail Rotor Mechanical Controls (Right Hand Gearbox)	12-33
12-8	Tail Rotor Mechanical Controls (Left Hand Gearbox)	12-37
12-9	28-15018-3 Tail Rotor Assembly	12-41
12-10	28-150000-7, -10 Tail Rotor Assembly	12-45
12-11	28-150050-2 Tail Rotor Assembly	12-49
12-12	28-150073-1, -5 Tail Rotor Assembly – Obsolete	12-53
12-13	28-150079-1, -5 Tail Rotor Assembly	12-57

ENSTROM F-28/280 SERIES ILLUSTRATED PARTS CATALOG

I

INTENTIONALLY LEFT BLANK

ENSTROM F-28/280 SERIES ILLUSTRATED PARTS CATALOG

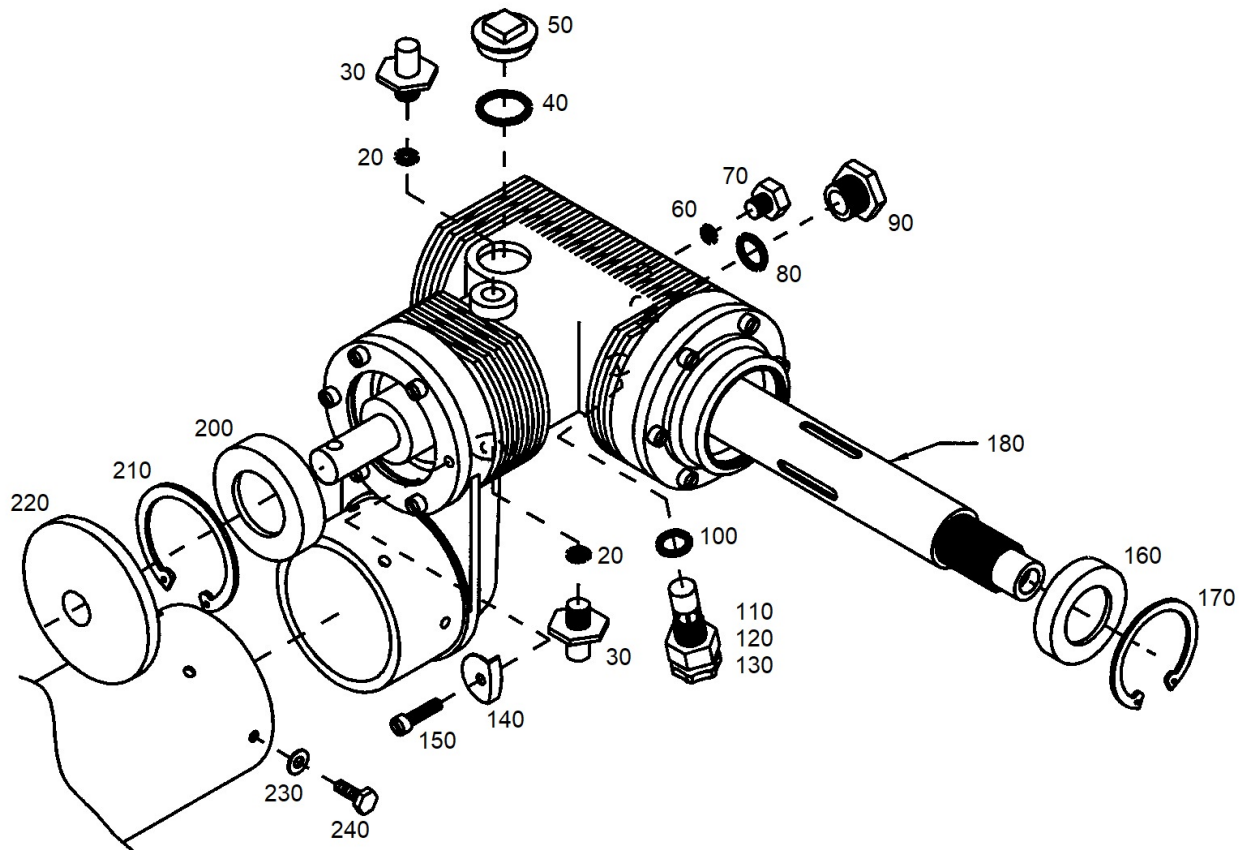


FIGURE 12-1. TAIL ROTOR TRANSMISSION ASSEMBLY

ENSTROM F-28/280 SERIES ILLUSTRATED PARTS CATALOG

FIGURE 12-1. TAIL ROTOR TRANSMISSION ASSEMBLY

ITEM NUMBER	PART NUMBER	DESCRIPTION	QTY PER ASSY	MODELS AFFECTED						
				F-28A	280	F-28C	280C	F-28F	280F	280FX
-10	28-13525-5	. Tail Rotor Transmission Assembly	1	X	X	X	X	X	X	
10A*	28-13525-7	. Tail Rotor Transmission Assembly	1					X		X
20	MS28778-3	.. O-Ring	2	X	X	X	X	X	X	X
30	28-135003-11	.. Bolt	2	X	X	X	X	X	X	X
30	28-135003-1	.. Bolt (Superseded by 28-135003-11)	2	X	X	X	X	X	X	X
40	MS28775-018	.. O-Ring	1	X	X	X	X	X	X	X
50	28-13515-3	.. Plug	1	X	X	X	X	X	X	X
60	MS28778-2	.. O-Ring	1	X	X	X	X	X	X	X
70	AN814-2DL	.. Plug	1	X	X	X	X	X	X	X
80	MS28775-113	.. O-Ring	1	X	X	X	X	X	X	X
90	S83BZ-2	.. Sight Plug	1	X	X	X	X	X	X	X
100	MS35769-9	.. Gasket	1	X	X	X	X	X	X	X
-110	CD7L	.. Chip Detector (Used with 28-13525-5)	1	X	X	X	X	X	X	
110A	K94RA	.. Chip Detector (Used with 28-13525-7)	1					X		X
120	M83248/1-008	.. O-Ring (Alternate)	1	X	X	X	X	X	X	X
130	21FA-540	.. Nut	1	X	X	X	X	X	X	X
140**	28-13531-11	.. Tab	2	X	X	X	X	X	X	X
150	NAS1351-3H10P	.. Screw	12	X	X	X	X	X	X	X
160	28-13532-11	.. Seal	1	X	X	X	X	X	X	X
170	N5000-175-PP	.. Retaining Ring	1	X	X	X	X	X	X	X
180	28-13511-11	.. Spacer	1	X	X	X	X	X	X	X
-190	28-13145-1	.. Placard	1	X	X	X	X	X	X	X
200‡	1539-001	. Seal	1	X	X	X	X	X	X	X
210‡	N5000-206-PP	. Retaining Ring	1	X	X	X	X	X	X	X
220‡	28-16399-13	. Slinger	1	X	X	X	X	X	X	X
230†	NAS1149F0332P	. Washer	6	X	X	X	X	X	X	X
230†	AN960-10L	. Washer (Alternate)	6	X	X	X	X	X	X	X

ENSTROM F-28/280 SERIES ILLUSTRATED PARTS CATALOG

FIGURE 12-1. TAIL ROTOR TRANSMISSION ASSEMBLY

ITEM NUMBER	PART NUMBER	DESCRIPTION	QTY PER ASSY	MODELS AFFECTED						
				F-28A	280	F-28C	280C	F-28F	280F	280FX
240†	NAS6603H1	. Bolt	6	X	X	X	X	X	X	X
240†	AN3H3A	. Bolt (Superseded by NAS6603H1)	6	X	X	X	X	X	X	X
-250†	MS20995C32	. Safety Wire	A/R	X	X	X	X	X	X	X

- * Available as a remanufactured part (-R).
- ** Omitted if retaining ring is present (Item 210).
- ‡ Part called out in P/N 28-13504-3 assembly.
- † Part called out in P/N 28-16398 installation.

ENSTROM F-28/280 SERIES ILLUSTRATED PARTS CATALOG

I

INTENTIONALLY LEFT BLANK

ENSTROM F-28/280 SERIES ILLUSTRATED PARTS CATALOG

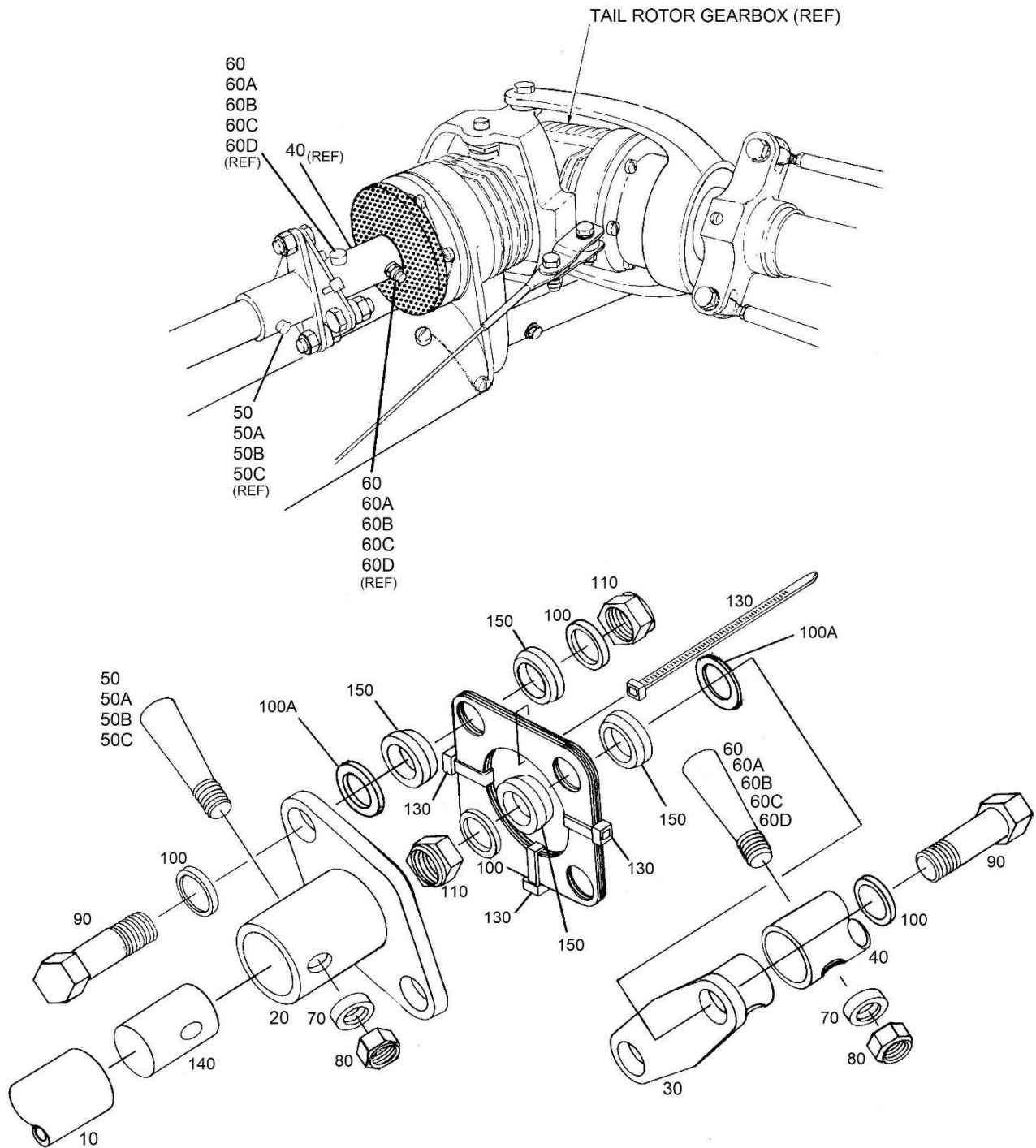


FIGURE 12-2. FLEX COUPLING INSTALLATION

ENSTROM F-28/280 SERIES ILLUSTRATED PARTS CATALOG

FIGURE 12-2. FLEX COUPLING INSTALLATION

ITEM NUMBER	PART NUMBER	DESCRIPTION	QTY PER ASSY	MODELS AFFECTED						
				F-28A	280	F-28C	280C	F-28F	280F	280FX
-5*	28-13617-903	Tail Rotor Drive Shaft Assembly	REF	X	X			X	X	X
-5A*	28-13617-905	Tail Rotor Drive Shaft Assembly	REF			X	X			
10	28-13618-1	. . Tail Rotor Drive Shaft	1	X	X	X	X	X	X	X
20**	28-13613-1	. . Coupling Hub	2	X	X	X	X	X	X	X
-20A	28-13613-901	. . Coupling Hub (Drilled)	2	X	X	X	X	X	X	X
30	28-13614-1	. Coupling Hub	1	X	X	X	X	X	X	X
-30A	28-13614-1DR	. Coupling Hub (Drilled)	1	X	X	X	X	X	X	X
40	28-13607-1	. Sleeve	1	X	X	X	X	X	X	X
50**	AN386-2-8A	. . Taper Pin (Head Dia. .296"/7.5 mm) (Grip 1.00"/25.4 mm)	2	X	X	X	X	X	X	X
50A	28-13623-11	. O/S Taper Pin (Head Dia. .305"/7.6 mm) (Grip 1.12"/28.4 mm)	A/R	X	X	X	X	X	X	X
50A	28-13600-6	. O/S Taper Pin (Superseded by 28-13623-11)	A/R	X	X	X	X	X	X	X
50B	28-13623-13	. O/S Taper Pin (Head Dia. .310"/7.8 mm) (Grip 1.12"/28.4 mm)	A/R	X	X	X	X	X	X	X
50B	28-13600-7	. O/S Taper Pin (Superseded by 28-13623-13)	A/R	X	X	X	X	X	X	X
50C	28-13623-17	. O/S Taper Pin (Head Dia. .318"/8 mm) (Grip 1.12"/28.4 mm)	A/R	X	X	X	X	X	X	X
50C	28-13600-8	. O/S Taper Pin (Superseded by 28-13623-17)	A/R	X	X	X	X	X	X	X
60	AN386-2-7A	. Taper Pin (Head Dia. .296"/7.5 mm) (Grip 1.00"/25.4 mm)	1	X	X	X	X	X	X	X
60A	28-13623-25	. O/S Taper Pin (Head Dia. .302"/7.6 mm) (Grip 1.00"/25.4 mm)	A/R	X	X	X	X	X	X	X
60A	28-13600-3	. O/S Taper Pin (Superseded by 28-13623-25)	A/R	X	X	X	X	X	X	X
60B	28-13623-27	. O/S Taper Pin (Head Dia. .307"/7.7 mm) (Grip 1.00"/25.4 mm)	A/R	X	X	X	X	X	X	X
60B	28-13600-4	. O/S Taper Pin (Superseded by 28-13623-27)	A/R	X	X	X	X	X	X	X

ENSTROM F-28/280 SERIES ILLUSTRATED PARTS CATALOG

FIGURE 12-2. FLEX COUPLING INSTALLATION

ITEM NUMBER	PART NUMBER	DESCRIPTION	QTY PER ASSY	MODELS AFFECTED						
				F-28A	280	F-28C	280C	F-28F	280F	280FX
60C	28-13623-29	. O/S Taper Pin (Head Dia. .314"/7.9 mm) (Grip 1.00"/25.4 mm)	A/R	X	X	X	X	X	X	X
60C	28-13600-5	. O/S Taper Pin (Superseded by 28-13623-29)	A/R	X	X	X	X	X	X	X
60D	28-13623-31	. O/S Taper Pin (Head Dia. .316"/8 mm) (Grip 1.00"/25.4 mm)	A/R	X	X	X	X	X	X	X
70	AN975-3	. . Washer	2	X	X	X	X	X	X	X
80**	MS21044N3	. . Nut	2	X	X	X	X	X	X	X
80**	AN365-1032A	. . Nut (Alternate)	3	X	X	X	X	X	X	X
90	NAS6604D7	. Bolt	4	X	X	X	X	X	X	X
90	AN4-7A	. Bolt (Superseded by NAS6604D7)	4	X	X	X	X	X	X	X
100	AN960C416L	. Washers	8	X	X	X	X	X	X	X
100A	AN960C416L	. Washers (For Alignment of Flex Plates)	A/R	X	X	X	X	X	X	X
110	MS21044N4	. Nut	4	X	X	X	X	X	X	X
110	AN365-428A	. Nut (Superseded by MS21044N4)	4	X	X	X	X	X	X	X
120Δ	28-01041-1	. Flex Pack Kit	1	X	X	X	X	X	X	X
120	28-01041-3	. Flex Pack Assembly	1	X	X	X	X	X	X	X
120	A005-1991	. Flex Pack (Superseded by 28-01041-3)	1	X	X	X	X	X	X	X
130	SST1.5I-M	. Cable Tie	4	X	X	X	X	X	X	X
140**	28-13619-1	. . Plug	2	X	X	X	X	X	X	X
150	28-13621-13	. Washer	8	X	X	X	X	X	X	X
150	28-13621-11	. Washer (Replaced by 28-13621-13)	8	X	X	X	X	X	X	X

ENSTROM F-28/280 SERIES ILLUSTRATED PARTS CATALOG

- * Drive shaft assembly including forward and aft hub assemblies. Included parts indented where noted by double dot.
- ** Quantity as ordered under P/N 28-13617-903/-905.
(Otherwise, Items 2 and 16 are Qty 1; Item 9 is Qty 3.)
- Special use only, as determined by Customer Service.
(Dimension to transmission input shaft .40"/.38".)
- Δ Kit includes P/N 28-01041-3 (Qty 1) and P/N 28-13621-13 (Qty 8).

ENSTROM F-28/280 SERIES ILLUSTRATED PARTS CATALOG

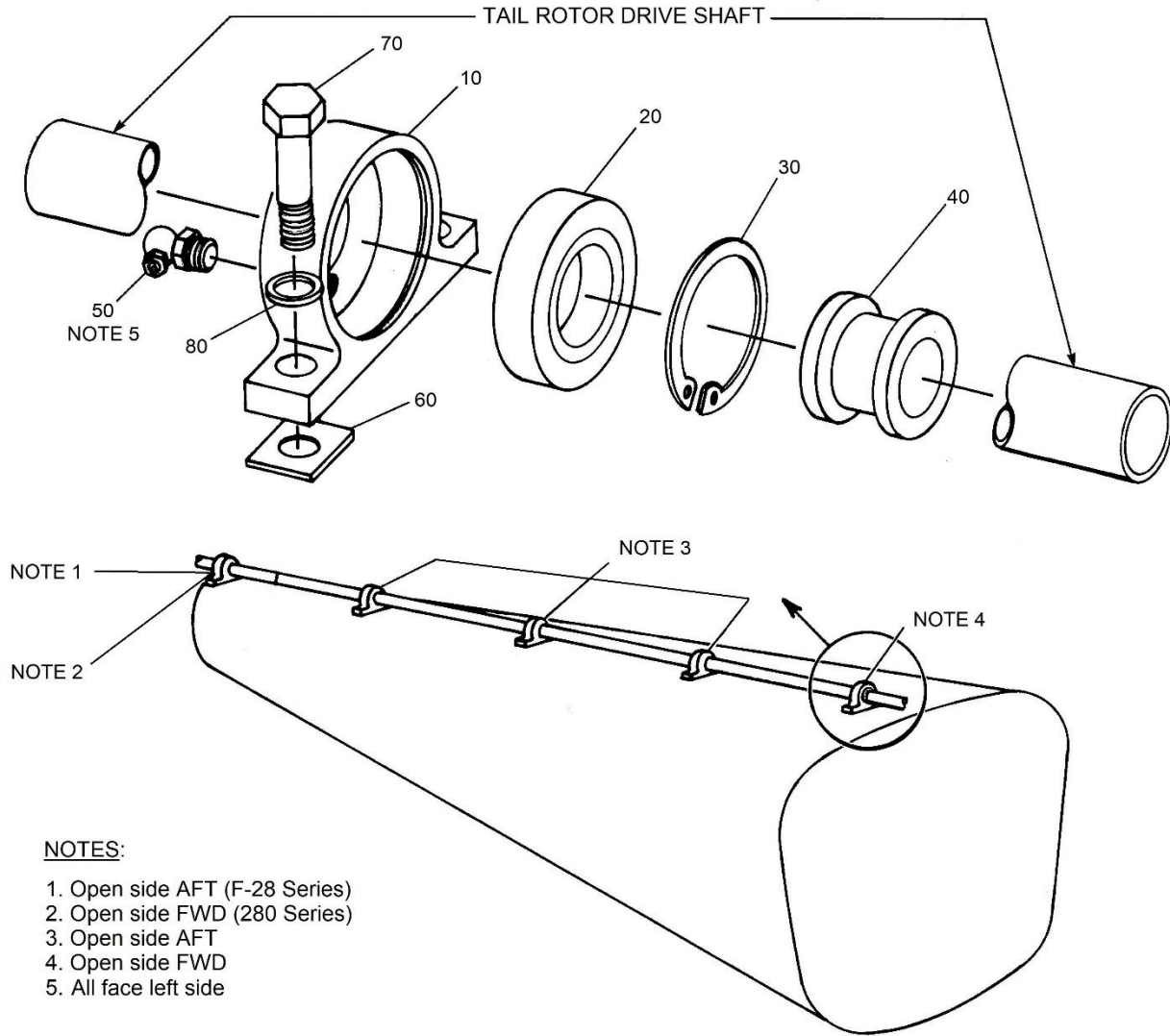


FIGURE 12-3. TAIL ROTOR HANGER BEARING INSTALLATION

ENSTROM F-28/280 SERIES ILLUSTRATED PARTS CATALOG

FIGURE 12-3. TAIL ROTOR HANGER BEARING INSTALLATION

ITEM NUMBER	PART NUMBER	DESCRIPTION	QTY PER ASSY	MODELS AFFECTED						
				F-28A	280	F-28C	280C	F-28F	280F	280FX
-5	28-13617-902	. Bearing Housing Assembly	5	X	X	X	X	X	X	X
10	28-13611-1	. . Bearing Housing	1	X	X	X	X	X	X	X
20	ECD015-11	. . Bearing	1	X	X	X	X	X	X	X
30	N5000-187-ZD	. . Snap Ring	1	X	X	X	X	X	X	X
40	28-13606-1	. . Bushing	1	X	X	X	X	X	X	X
50	1637-B	. . Lube Fitting	1	X	X	X	X	X	X	X
-55*	28-11238-1	. Bracket Assembly	1							X
60	28-13605-3	. Shim .003	A/R	X	X	X	X	X	X	X
60	28-13605-4	. Shim .007	A/R	X	X	X	X	X	X	X
60	28-13605-5	. Shim .020	A/R	X	X	X	X	X	X	X
60	28-13605-6	. Shim .032	A/R	X	X	X	X	X	X	X
60	28-13605-7	. Shim .063	A/R	X	X	X	X	X	X	X
60	28-13605-8	. Shim .025	A/R	X	X	X	X	X	X	X
70	AN3-5A	. Bolt (Length AR)	8	X	X	X	X	X	X	X
70	NAS6603D4	. Bolt	2	X	X	X	X	X	X	X
70A**	AN3H5A	. Bolt (Length AR) (Superseded by NAS6603D4)	2	X	X	X	X	X	X	X
80	NAS1149C0332R	. Washer	10	X	X	X	X	X	X	X
80	AN960-C10L	. Washer (Alternate)	10	X	X	X	X	X	X	X

* Install under aft-most bearing housing on 280FX models for drive shaft cover.

** Installed at aft-most bearing housing.

ENSTROM F-28/280 SERIES ILLUSTRATED PARTS CATALOG

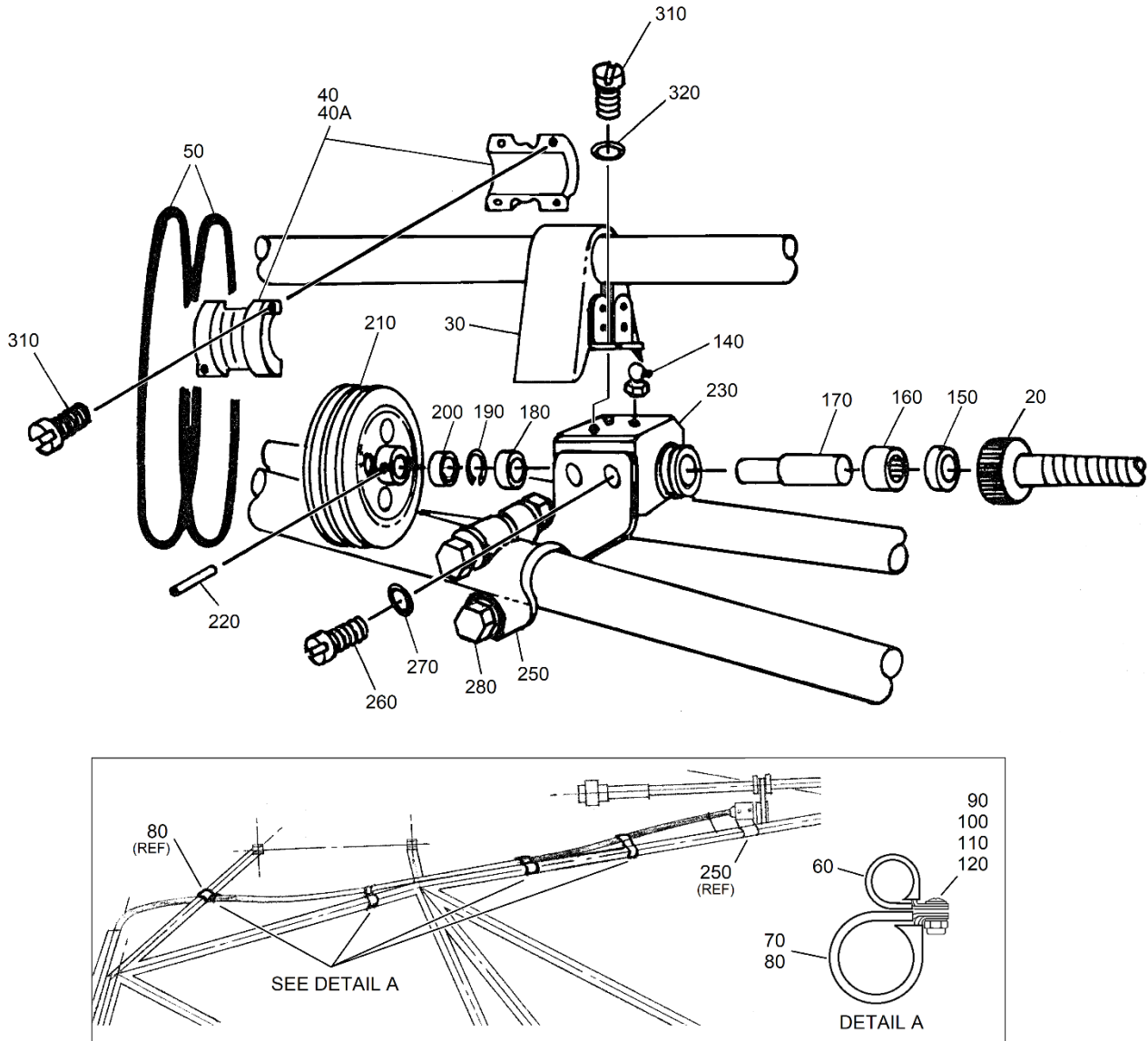


FIGURE 12-4. ROTOR TACHOMETER ASSEMBLY

ENSTROM F-28/280 SERIES ILLUSTRATED PARTS CATALOG

FIGURE 12-4. ROTOR TACHOMETER ASSEMBLY

ITEM NUMBER	PART NUMBER	DESCRIPTION	QTY PER ASSY	MODELS AFFECTED						
				F-28A	280	F-28C	280C	F-28F	280F	280FX
-10	28-18020-1	Tach Drive Assembly	REF	X	X			X	X	X
-10A	28-18020-3	Tach Drive Assembly (Inactive)	REF			X	X			
20	ECD108-3	. Rotor Tach Cable	1	X	X	X	X	X	X	X
20	12528Y-A164	. Rotor Tach Cable (Superseded by ECD108-3)	1	X	X	X	X	X	X	X
30*	28-18031-3	. Cover	1	X	X	X	X	X	X	X
30	28-18031-1	. Cover (Replaced by 28-18031-3)	1	X	X	X	X	X	X	X
40	28-18027-1	. Driver Pulley	1	X	X			X	X	X
40A	28-180010-11	. Driver Pulley (Inactive)	1			X	X			
50	NAS1611-333A	. O-Ring	2	X	X	X	X	X	X	X
60	MS21919WDG-5	. Clamp	4	X	X	X	X	X	X	X
70	MS21919WDG-14	. Clamp	3	X	X	X	X	X	X	X
80	MS21919WDG-12	. Clamp	1	X	X	X	X	X	X	X
90	MS35206-245	. Screw	4	X	X	X	X	X	X	X
90	AN515-8R8	. Screw (Superseded by MS35206-245)	4	X	X	X	X	X	X	X
100	NAS1149FN832P	. Washer	8	X	X	X	X	X	X	X
100	AN960-8	. Washer (Alternate)	8	X	X	X	X	X	X	X
110	AN935-8	. Lock Washer	4	X	X	X	X	X	X	X
120	MS35649-282	. Nut	4	X	X	X	X	X	X	X
120	AN340-832	. Nut (Superseded by MS35649-282)	4	X	X	X	X	X	X	X
-130	28-18020-5	. Tach Assembly	REF	X	X	X	X	X	X	X
140	1911-B1	. . Lube Fitting	1	X	X	X	X	X	X	X
150	1886	. . Seal, Type TC	1	X	X	X	X	X	X	X
150	B-44-28-2	. . Seal, Type B (Alternate)	1	X	X	X	X	X	X	X
160	B-710	. . Bearing	1	X	X	X	X	X	X	X

ENSTROM F-28/280 SERIES ILLUSTRATED PARTS CATALOG

FIGURE 12-4. ROTOR TACHOMETER ASSEMBLY

ITEM NUMBER	PART NUMBER	DESCRIPTION	QTY PER ASSY	MODELS AFFECTED						
				F-28A	280	F-28C	280C	F-28F	280F	280FX
170	28-18024-5	. . Shaft Assembly	1	X	X	X	X	X	X	X
170	28-18024-1	. . Shaft Assembly (Superseded by 28-18024-5)	1	X	X	X	X	X	X	X
180	ECD066-1	. . Bearing	1	X	X	X	X	X	X	X
190	N5000-62-PP	. . Snap Ring	1	X	X	X	X	X	X	X
200	28-18034-1	. . Spacer	1	X	X	X	X	X	X	X
210	28-18030-1	. . Driven Pulley	1	X	X	X	X	X	X	X
220	79012-062-0500	. . Roll Pin	1	X	X	X	X	X	X	X
230	28-18026-3	. . Tach Housing, Output	1	X	X	X	X	X	X	X
230	28-18026-1	. . Tach Housing, Output (Superseded by 28-18026-3)	1	X	X	X	X	X	X	X
-240	28-18020-7	. Tach and Bracket Assembly	REF	X	X	X	X	X	X	X
250	28-18028-1	. . Tach Bracket	1	X	X	X	X	X	X	X
260	NK501-10-6	. . Screw	4	X	X	X	X	X	X	X
260	NP501-10-6	. . Screw (Alternate)	4	X	X	X	X	X	X	X
270	NAS1149F0363P	. . Washer	4	X	X	X	X	X	X	X
270	AN960-10	. . Washer (Alternate)	4	X	X	X	X	X	X	X
280	NAS6603-12	. . Bolt	4	X	X	X	X	X	X	X
280	AN3-11A	. . Bolt (Superseded by NAS6603-12)	4	X	X	X	X	X	X	X
-290	NAS1149F0363P	. . Washer	8	X	X	X	X	X	X	X
-300	MS21044N3	. . Nut	4	X	X	X	X	X	X	X
310	NK500-8-X	. Screw (Length A/R)	6	X	X	X	X	X	X	X
310	NP500-8-X	. Screw (Length A/R) (Alternate)	6	X	X	X	X	X	X	X
320	NAS1149FN832P	. Washer	2	X	X	X	X	X	X	X
320	AN960-8	. Washer (Alternate)	2	X	X	X	X	X	X	X

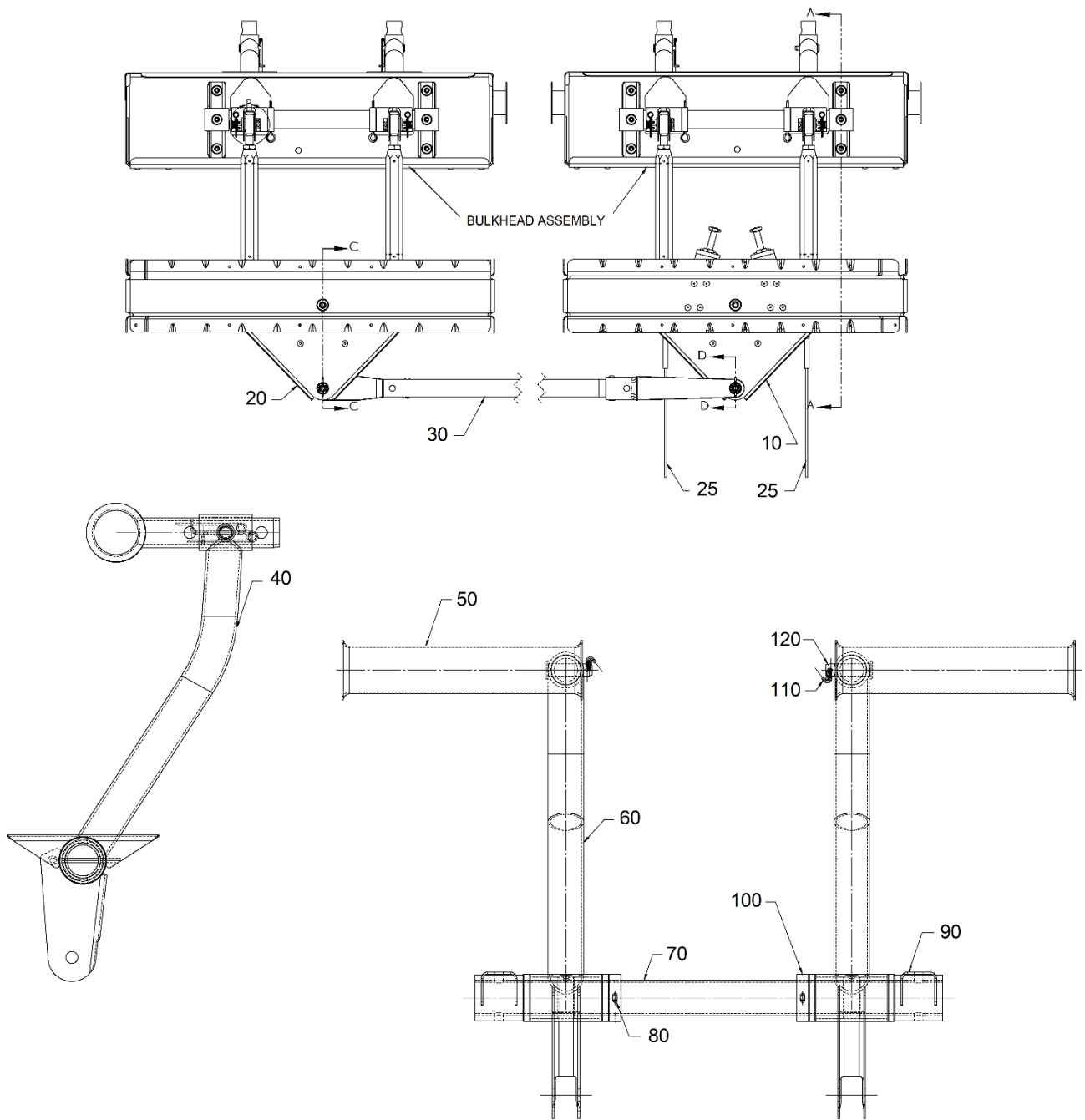
* Effective F-28F S/N 883 and subsequent, 280FX S/N 2147 and subsequent. Eligibility all S/N.

ENSTROM F-28/280 SERIES ILLUSTRATED PARTS CATALOG

I

INTENTIONALLY LEFT BLANK

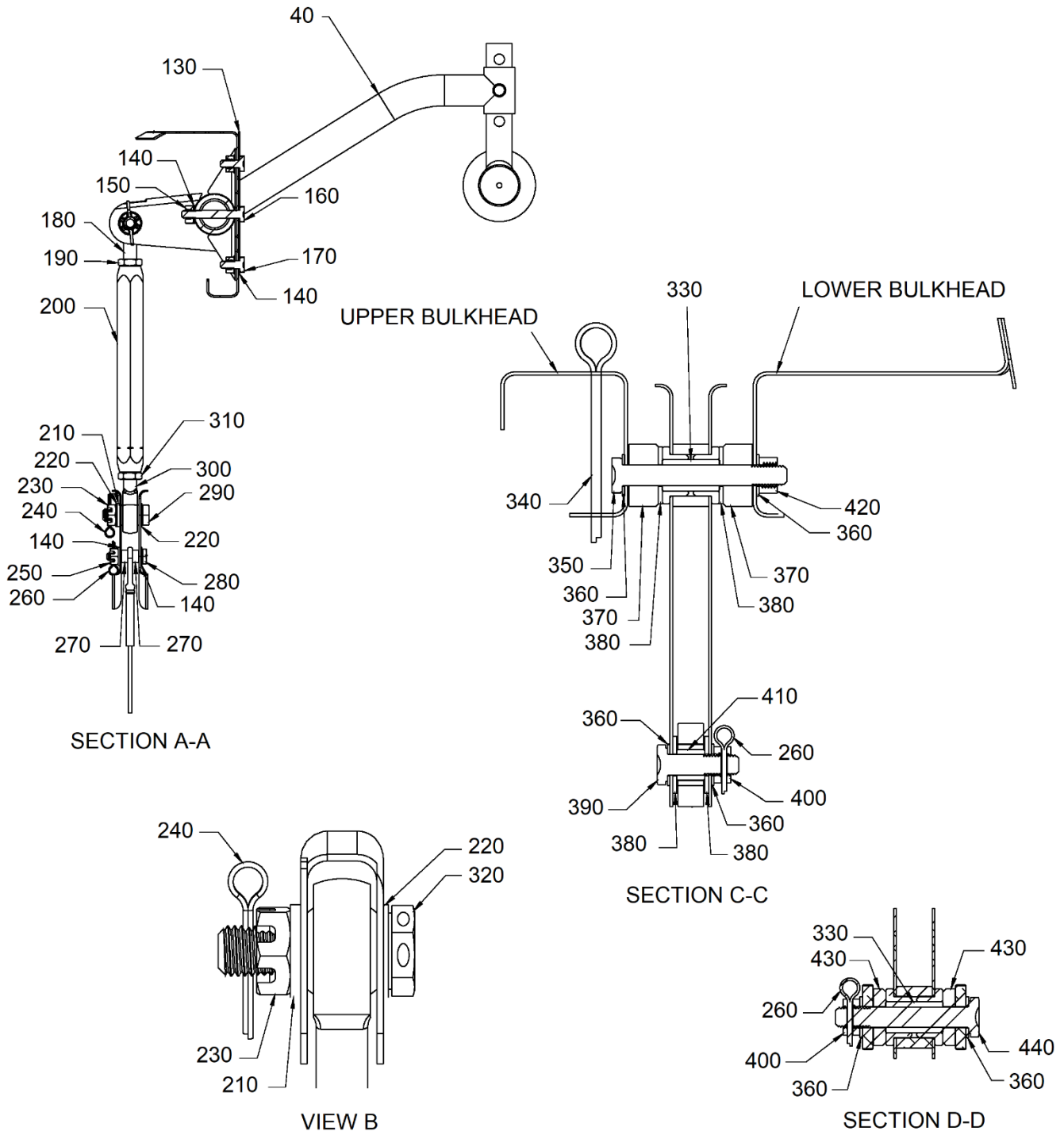
ENSTROM F-28/280 SERIES ILLUSTRATED PARTS CATALOG



Sheet 1 of 6

FIGURE 12-5. TAIL ROTOR BLADE CONTROL INSTALLATION

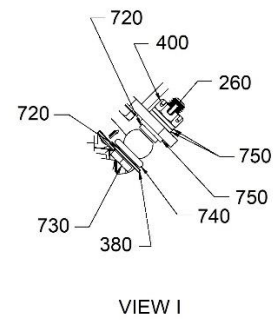
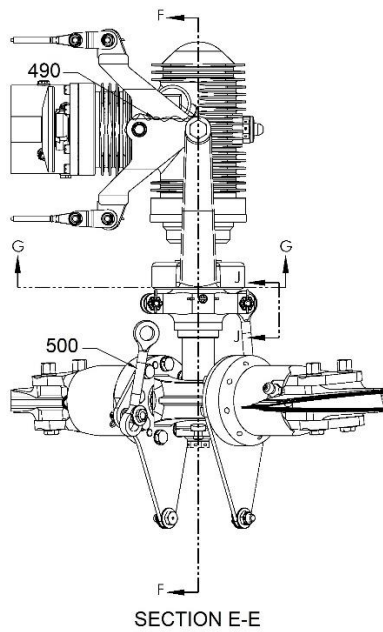
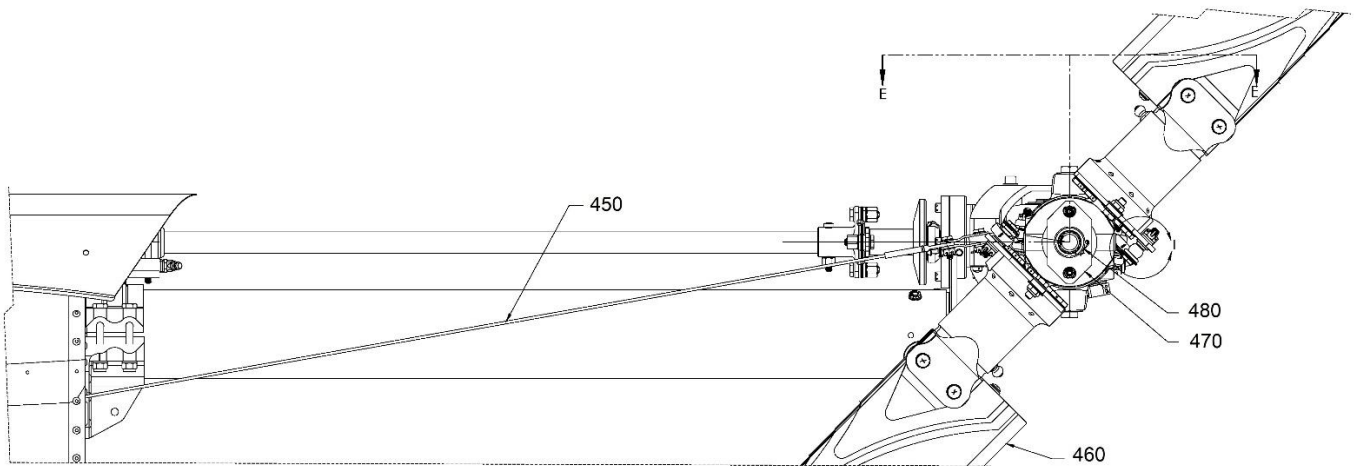
ENSTROM F-28/280 SERIES ILLUSTRATED PARTS CATALOG



Sheet 2 of 6

FIGURE 12-5. TAIL ROTOR BLADE CONTROL INSTALLATION

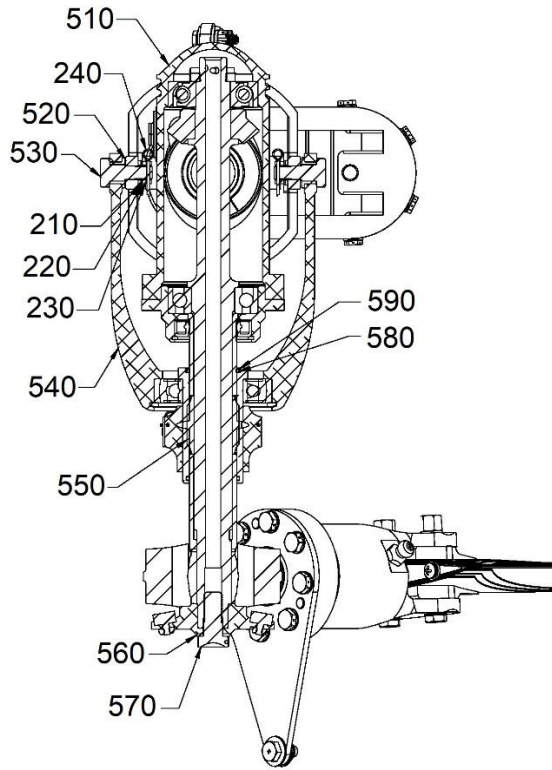
ENSTROM F-28/280 SERIES ILLUSTRATED PARTS CATALOG



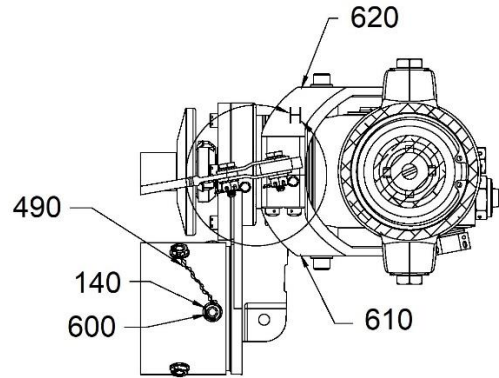
Sheet 3 of 6

FIGURE 12-5. TAIL ROTOR BLADE CONTROL INSTALLATION

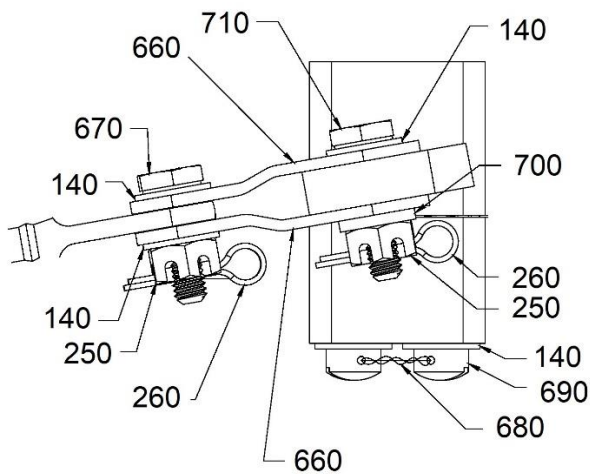
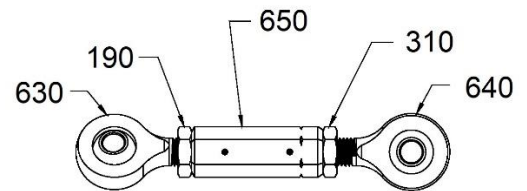
ENSTROM F-28/280 SERIES ILLUSTRATED PARTS CATALOG



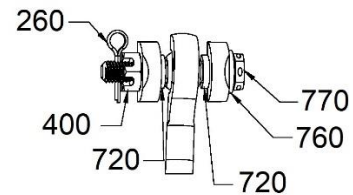
SECTION F-F



SECTION G-G



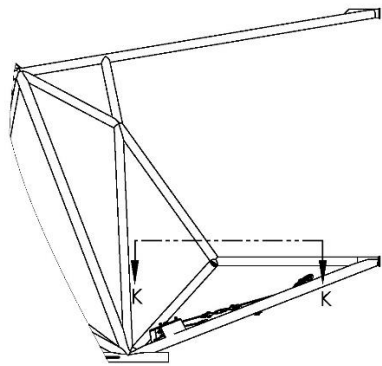
VIEW H



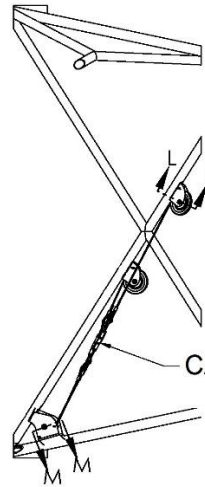
SECTION J-J

FIGURE 12-5. TAIL ROTOR BLADE CONTROL INSTALLATION

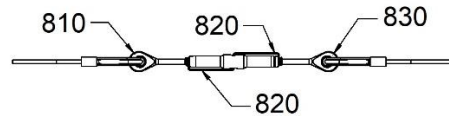
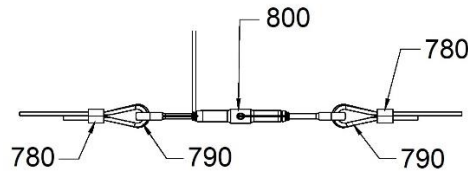
ENSTROM F-28/280 SERIES ILLUSTRATED PARTS CATALOG



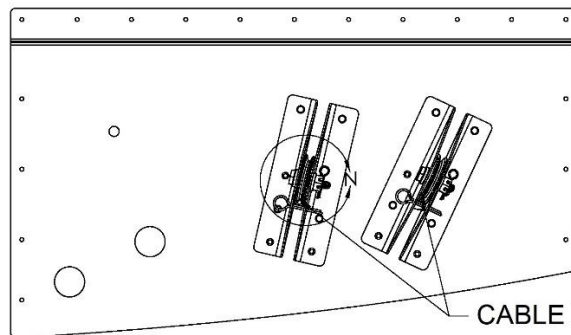
PYLON CONTROL ASSEMBLY



SECTION K-K



CABLE CONNECTION (2 PLACES)



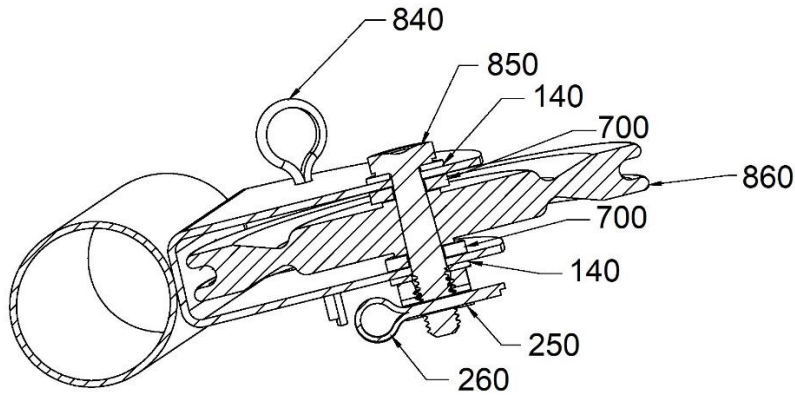
CABLE LOCATIONS

VIEW SHOWING PULLEYS IN SEAT STRUCTURE

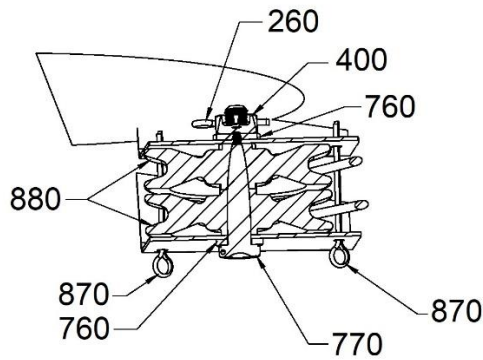
FIGURE 12-5. TAIL ROTOR BLADE CONTROL INSTALLATION

UNCONTROLLED COPY WHEN DOWNLOADED OR PRINTED

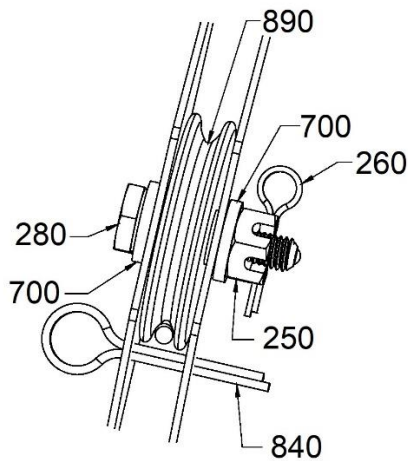
ENSTROM F-28/280 SERIES ILLUSTRATED PARTS CATALOG



SECTION L-L



SECTION M-M



VIEW N

Sheet 6 of 6

FIGURE 12-5. TAIL ROTOR BLADE CONTROL INSTALLATION

ENSTROM F-28/280 SERIES ILLUSTRATED PARTS CATALOG

FIGURE 12-5. TAIL ROTOR BLADE CONTROL INSTALLATION

ITEM NUMBER	PART NUMBER	DESCRIPTION	QTY PER ASSY	MODELS AFFECTED						
				F-28A	280	F-28C	280C	F-28F	280F	280FX
–	28-16398-103	Tail Rotor Blade Control Installation	REF	X	X	X	X	X	X	X
10	28-16338-1	. Bellcrank Assembly	1	X	X	X	X	X	X	X
–	28-16153-1	.. Spacer	2	X	X	X	X	X	X	X
–	28-16156-1	.. Bushing	4	X	X	X	X	X	X	X
–	28-16338-3	.. Bellcrank	2	X	X	X	X	X	X	X
–	28-16338-5	.. Stop Block	2	X	X	X	X	X	X	X
–	MS20470AD4-11	.. Rivet	12	X	X	X	X	X	X	X
20	28-16338-2	. Bellcrank Assembly	1	X	X	X	X	X	X	X
–	28-16153-1	.. Spacer	1	X	X	X	X	X	X	X
–	28-16156-1	.. Bushing	2	X	X	X	X	X	X	X
–	28-16338-5	.. Stop Block	2	X	X	X	X	X	X	X
–	28-16338-7	.. Bellcrank	2	X	X	X	X	X	X	X
–	MS20470AD4-11	.. Rivet	12	X	X	X	X	X	X	X
25	4150008-5	. Cable Assembly	2	X	X	X	X	X	X	X
30	28-16339-1	. Tie Rod Assembly	1	X	X	X	X	X	X	X
–	28-16339-3	.. Bushing Oilite		X	X	X	X	X	X	X
–	28-16339-4	.. Flat End Fitting		X	X	X	X	X	X	X
–	28-16339-5	.. Tube		X	X	X	X	X	X	X
–	28-16339-6	.. Filler Plug		X	X	X	X	X	X	X
–	28-16339-7	.. Forked End Fitting		X	X	X	X	X	X	X
–	MS20470AD4-19	.. Rivet		X	X	X	X	X	X	X
40*◆	28-16334-1	. Tail Rotor Control Pedal Assembly	2	X	X	X	X	X	X	X
–40A**	28-16334-5	. Tail Rotor Control Pedal Assembly (Removable)	A/R	X	X	X	X	X	X	X
–40B†▼	28-16334-7	. Tail Rotor Control Pedal Assembly	A/R	X	X	X	X	X	X	X
–40C△	28-16334-9	. Tail Rotor Control Pedal Assembly (Removable)	A/R	X	X	X	X	X	X	X
50	28-16322-7	.. Foot Support Assembly (Used with 28-16334-1 and 28-16334-5)	2	X	X	X	X	X	X	X

ENSTROM F-28/280 SERIES ILLUSTRATED PARTS CATALOG

FIGURE 12-5. TAIL ROTOR BLADE CONTROL INSTALLATION

ITEM NUMBER	PART NUMBER	DESCRIPTION	QTY PER ASSY	MODELS AFFECTED						
				F-28A	280	F-28C	280C	F-28F	280F	280FX
50	28-16322-1	. . Foot Support Assembly (Replaced by 28-16322-7)	2	X	X	X	X	X	X	X
-50A	28-16322-9	. . Foot Support Assembly (Used with 28-16334-7 and 28-16334-9)	2	X	X	X	X	X	X	X
60	28-16321-1	. . Pedal Leg Assembly (Used with 28-16334-1)	2	X	X	X	X	X	X	X
-60A	28-16321-101	. . Pedal Leg (Removable) (Used with 28-16334-5)	2	X	X	X	X	X	X	X
-60B	28-16321-103	. . Pedal Leg (Removable) (Used with 28-16334-9)	2	X	X	X	X	X	X	X
-60C	28-16321-105	. . Pedal Leg Assembly (Used with 28-16334-7)	2	X	X	X	X	X	X	X
70	28-16334-3	. . Shaft	1	X	X	X	X	X	X	X
80	MS24665-304	. . Cotter Pin	2	X	X	X	X	X	X	X
90	28-16355-1	. . Support Bushing Assembly	2	X	X	X	X	X	X	X
100	28-16341-1	. . Spacer	2	X	X	X	X	X	X	X
110	AN416-1	. . Pin - Retaining Safety	2	X	X	X	X	X	X	X
120	MS20392-3C25	. . Clevis Pin	2	X	X	X	X	X	X	X
130	28-11392-1	. Shield	4	X	X	X	X	X	X	X
-	#1357	. Adhesive	A/R	X	X	X	X	X	X	X
140	NAS1149F0332P	. Washer	48	X	X	X	X	X	X	X
150	MS21083N3	. Nut	12	X	X	X	X	X	X	X
160	NAS6603-17	. Bolt	4	X	X	X	X	X	X	X
170	NAS6603-2	. Bolt	8	X	X	X	X	X	X	X
180 [∞]	HMLVV5M	. Rod End	4	X	X	X	X	X	X	X
190	AN316-5L	. Nut	4	X	X	X	X	X	X	X
-	VC-3	. Thread Locker	A/R	X	X	X	X	X	X	X
200	28-16154-1	. Push-Pull Rod	4	X	X	X	X	X	X	X
210	NAS1149F0563P	. Washer	10	X	X	X	X	X	X	X
220	NAS1149F0532P	. Washer	14	X	X	X	X	X	X	X
230	MS17826-5	. Nut	10	X	X	X	X	X	X	X
240	MS24665-153	. Cotter Pin	10	X	X	X	X	X	X	X

ENSTROM F-28/280 SERIES ILLUSTRATED PARTS CATALOG

FIGURE 12-5. TAIL ROTOR BLADE CONTROL INSTALLATION

ITEM NUMBER	PART NUMBER	DESCRIPTION	QTY PER ASSY	MODELS AFFECTED						
				F-28A	280	F-28C	280C	F-28F	280F	280FX
250	MS17825-3	. Nut	10	X	X	X	X	X	X	X
260	MS24665-151	. Cotter Pin	17	X	X	X	X	X	X	X
270	28-16349-1	. Spacer	4	X	X	X	X	X	X	X
280	NAS6603D8	. Bolt	4	X	X	X	X	X	X	X
290	NAS6205-8D	. Bolt	4	X	X	X	X	X	X	X
300±	HMVV5M	. Rod End	4	X	X	X	X	X	X	X
310	AN316-5R	. Nut	4	X	X	X	X	X	X	X
320	NAS6605D9	. Bolt	4	X	X	X	X	X	X	X
330	28-16157-3	. Spacer	3	X	X	X	X	X	X	X
340	MS24665-377	. Cotter Pin	2	X	X	X	X	X	X	X
350	NAS6604-25	. Bolt	2	X	X	X	X	X	X	X
360	NAS1149F0432P	. Washer	8	X	X	X	X	X	X	X
370	28-16342-1	. Spacer	4	X	X	X	X	X	X	X
380	ECD050-11	. Washer	8	X	X	X	X	X	X	X
390	NAS6604D7	. Bolt	1	X	X	X	X	X	X	X
400	MS17825-4	. Nut	7	X	X	X	X	X	X	X
410	28-16348-1	. Spacer	1	X	X	X	X	X	X	X
420	MS21083N4	. Nut	2	X	X	X	X	X	X	X
430	28-16340-1	. Spacer	2	X	X	X	X	X	X	X
440	NAS6604D19	. Bolt	1	X	X	X	X	X	X	X
450	28-16351-1	. Cable Eye Assembly	2	X	X	X	X	X	X	X
-	MS20668-3	. . Eye End	1	X	X	X	X	X	X	X
460	28-150079-5	. Rotor Assembly	1	X	X	X	X	X	X	X
470	28-15030-1	. Teetering Stop Assembly	1	X	X	X	X	X	X	X
-	MS21083N06	. . Nut	2	X	X	X	X	X	X	X
-	28-15028-1	. . Mount Plate	1	X	X	X	X	X	X	X
-	16-1	. . Bumper	2	X	X	X	X	X	X	X
480	MS20995-C41	. Safety Wire	A/R	X	X	X	X	X	X	X
490	MS20995-C32	. Safety Wire	A/R	X	X	X	X	X	X	X
500	28-16391-5	. Pitch Link Assembly	2	X	X	X	X	X	X	X

ENSTROM F-28/280 SERIES ILLUSTRATED PARTS CATALOG

FIGURE 12-5. TAIL ROTOR BLADE CONTROL INSTALLATION

ITEM NUMBER	PART NUMBER	DESCRIPTION	QTY PER ASSY	MODELS AFFECTED						
				F-28A	280	F-28C	280C	F-28F	280F	280FX
-	ECD030-11	. . Bearing	2	X	X	X	X	X	X	X
-	28-16391-13	. . Pitch Link	1	X	X	X	X	X	X	X
510	28-13525-7	. Tail Rotor Gearbox Assembly	1	X	X	X	X	X	X	X
520	28-16308-1	. Washer	2	X	X	X	X	X	X	X
530	28-16310-2	. Bolt	2	X	X	X	X	X	X	X
540	28-16396-2	. Bearing and Retainer Assembly	1	X	X	X	X	X	X	X
-	W1819-020	. . Wave Spring Washer	2	X	X	X	X	X	X	X
-	TS-023	. . Seal	1	X	X	X	X	X	X	X
-	MS24665-155	. . Cotter Pin	2	X	X	X	X	X	X	X
-	5002-268-PP	. . Retaining Ring	1	X	X	X	X	X	X	X
-	ECD016-11	. . Bearing	1	X	X	X	X	X	X	X
-	28-16392-13	. . Retainer Pitch Link	1	X	X	X	X	X	X	X
-	28-16397-11	. . Pin	2	X	X	X	X	X	X	X
-	28-16394-11	. . Bearing	1	X	X	X	X	X	X	X
-	28-16331-1	. . Bearing Housing	1	X	X	X	X	X	X	X
550	28-16395-1	. Key	4	X	X	X	X	X	X	X
560	NAS1149F0763P	. Washer	1	X	X	X	X	X	X	X
570	NAS6607H5	. Bolt	1	X	X	X	X	X	X	X
580	TS-023	. Seal	1	X	X	X	X	X	X	X
590	28-16374-1	. Retainer	1	X	X	X	X	X	X	X
600	NAS6603H1	. Bolt	6	X	X	X	X	X	X	X
610	28-16314-1	. Control Bracket	1	X	X	X	X	X	X	X
620	28-16313-1	. Control Bracket	1	X	X	X	X	X	X	X
630	ECD030-11	. Rod End Bearing	1	X	X	X	X	X	X	X
640	01-691-04	. Rod End Bearing	1	X	X	X	X	X	X	X
650	28-16345-11	. Barrel	1	X	X	X	X	X	X	X
650	28-16345-1	. Barrel (Superseded by 28-16345-11)	1	X	X	X	X	X	X	X
660	28-16352-1	. Control Link	4	X	X	X	X	X	X	X
670	NAS6603D5	. Bolt	2	X	X	X	X	X	X	X

ENSTROM F-28/280 SERIES ILLUSTRATED PARTS CATALOG

FIGURE 12-5. TAIL ROTOR BLADE CONTROL INSTALLATION

ITEM NUMBER	PART NUMBER	DESCRIPTION	QTY PER ASSY	MODELS AFFECTED						
				F-28A	280	F-28C	280C	F-28F	280F	280FX
680	MS20995-C25	. Safety Wire	A/R	X	X	X	X	X	X	X
690	AN503-10-18	. Screw	4	X	X	X	X	X	X	X
700	NAS1149F0363P	. Washer	10	X	X	X	X	X	X	X
710	NAS6603D7	. Bolt	2	X	X	X	X	X	X	X
720	28-16353-5	. Spacer	8	X	X	X	X	X	X	X
730	NAS6604D15	. Bolt	2	X	X	X	X	X	X	X
740	MS28775-111	. O-Ring	2	X	X	X	X	X	X	X
750	NAS1149C0463R	. Washer	6	X	X	X	X	X	X	X
760	NAS1149F0463P	. Washer	4	X	X	X	X	X	X	X
770	NAS6604D17	. Bolt	3	X	X	X	X	X	X	X
780●	428-3-VG	. Sleeve	4	X	X	X	X	X	X	X
780	18-2-G	. Sleeve (Replaced by 428-3-VG)	4	X	X	X	X	X	X	X
790	AN100C-4	. Thimble	4	X	X	X	X	X	X	X
800▲	MS21251-B3S	. Barrel	2	X	X	X	X	X	X	X
810	MS21255-3LS	. Eye End	2	X	X	X	X	X	X	X
820	MS21256-1	. Clip	4	X	X	X	X	X	X	X
830	MS21255-3RS	. Eye End	2	X	X	X	X	X	X	X
840	MS24665-300	. Cotter Pin	4	X	X	X	X	X	X	X
850	NAS6603D9	. Bolt	2	X	X	X	X	X	X	X
860	MS24566-2B	. Pulley	2	X	X	X	X	X	X	X
870	AN210-2B	. Pulley (Superseded by MS24566-2B)	2	X	X	X	X	X	X	X
870	MS24665-157	. Cotter Pin	2	X	X	X	X	X	X	X
880	MS24566-3B	. Pulley	2	X	X	X	X	X	X	X
880	AN210-3B	. Pulley (Superseded by MS24566-3B)	2	X	X	X	X	X	X	X
890	MS24566-1B	. Pulley	2	X	X	X	X	X	X	X
890	AN210-1B	. Pulley (Superseded by MS24566-1B)	2	X	X	X	X	X	X	X

ENSTROM F-28/280 SERIES ILLUSTRATED PARTS CATALOG

- * Preferred optional chrome installation on the pilot side.
- ◆ Acceptable alternate optional chrome installation on the co-pilot side per customer build order.
- ** Preferred optional chrome installation on the co-pilot side.
- † Painted flat black preferred installation on the pilot side.
- ▼ Acceptable alternate on the co-pilot per customer build order.
- △ Painted flat black preferred installation on the co-pilot side.
- ∞ ARTL5E rod end is an acceptable alternate.
- MS51844-83 sleeve is an acceptable alternate.
- ▲ MS21251-B3L barrel may be substituted for MS21251-B3S.
- ± ART5E rod end is an acceptable alternate.

ENSTROM F-28/280 SERIES ILLUSTRATED PARTS CATALOG

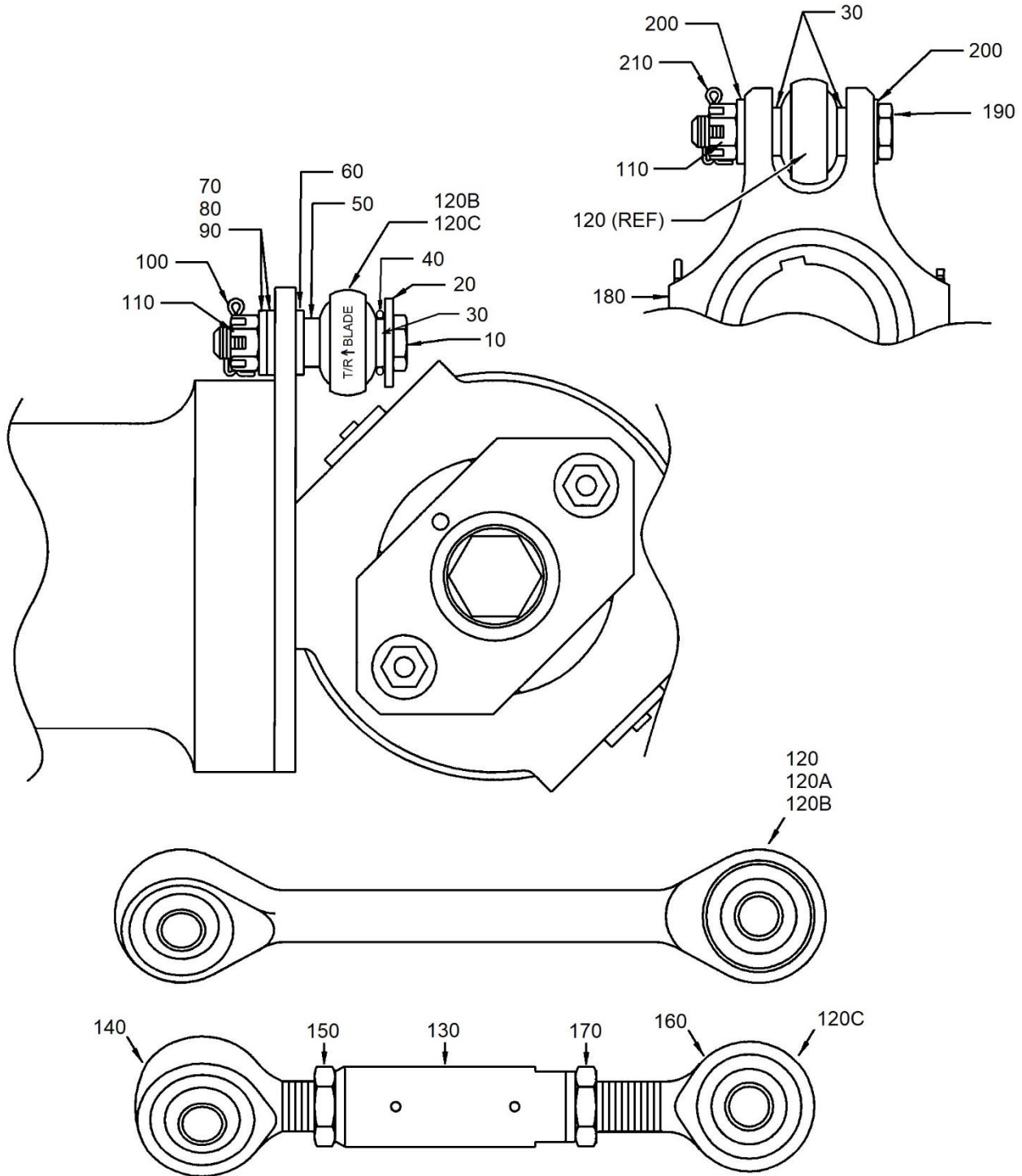


FIGURE 12-6. TAIL ROTOR PITCH LINK ASSEMBLY

ENSTROM F-28/280 SERIES ILLUSTRATED PARTS CATALOG

FIGURE 12-6. TAIL ROTOR PITCH LINK ASSEMBLY

ITEM NUMBER	PART NUMBER	DESCRIPTION	QTY PER ASSY	MODELS AFFECTED						
				F-28A	280	F-28C	280C	F-28F	280F	280FX
-5	28-16398	Tail Rotor Gear Box with Controls	REF	X	X	X	X	X	X	X
10	NAS6604D15	. Bolt	2	**	**	X	X	X	X	X
10	AN4-13	. Bolt (Superseded by NAS6604D15)	2	**	**	X	X	X	X	X
20	ECD050-11	. Washer	2	**	**	X	X	X	X	X
30	28-16353-5	. Spacer	6	**	**	X	X	X	X	X
40	MS28775-111	. O-Ring	2	**	**	X	X	X	X	X
50	28-16353-3	. Spacer	2	**	**	X	X	X	X	X
60	NAS1149C0463R	. Washer	2	**	**	X	X	X	X	X
60	AN960-416	. Washer (Do not use; Replaced by NAS1149C0463R)	2	**	**	X	X	X	X	X
70*	NAS1149C0463R	. Washer	A/R	**	**	X	X	X	X	X
70	AN960-416	. Washer (Do not use; Replaced by NAS1149C0463R)	A/R	**	**	X	X	X	X	X
80*	NAS1149C0432R	. Washer	A/R	**	**	X	X	X	X	X
90*	ECD050-11	. Washer	A/R	**	**	X	X	X	X	X
90*	1/4 Harper	. Washer (Superseded by ECD050-11)	A/R	**	**	X	X	X	X	X
100	MS24665-1013	. Cotter Pin	2	**	**	X	X	X	X	X
100	AN381-2-8	. Cotter Pin (Superseded by MS24665-1013)	2	**	**	X	X	X	X	X
110	MS17825-4	. Nut	4	**	**	X	X	X	X	X
110	F12NE4753-048	. Nut (Superseded by MS17825-4)	4	**	**	X	X	X	X	X
120‡	28-16391-5	. Tail Rotor Pitch Link Assembly (Preferred)	2	**	**	X	X	X	X	X
120A	28-16391-3	. Tail Rotor Pitch Link Assembly (Inactive)	2	**	**	X	X	X	X	X
120B	28-16391-1	. Tail Rotor Pitch Link Assembly (Inactive)	2	**	**	X	X	X	X	X
120C	28-16398-901	. Tail Rotor Pitch Link Assembly (Alternate)	2	X	X	X	X	X	X	X

ENSTROM F-28/280 SERIES ILLUSTRATED PARTS CATALOG

FIGURE 12-6. TAIL ROTOR PITCH LINK ASSEMBLY

ITEM NUMBER	PART NUMBER	DESCRIPTION	QTY PER ASSY	MODELS AFFECTED						
				F-28A	280	F-28C	280C	F-28F	280F	280FX
130±	28-16345-11	. . Barrel	1	X	X	X	X	X	X	X
130	28-16345-1	. . Barrel (Superseded by 28-16345-11)	1	X	X	X	X	X	X	X
140±	11-691-04	. . Rod End	1	X	X	X	X	X	X	X
150±	AN316-5L	. . Nut	1	X	X	X	X	X	X	X
160±	01-691-04	. . Rod End	1	X	X	X	X	X	X	X
170±	AN316-5R	. . Nut	1	X	X	X	X	X	X	X
180	28-16392-13	. Pitch Change Retainer	1	X	X	X	X	X	X	X
190	NAS6604D17	. Bolt	2	X	X	X	X	X	X	X
190	AN4-14	. Bolt (Superseded by NAS6604D17)	2	X	X	X	X	X	X	X
200	NAS1149F0463P	. Washer	4	X	X	X	X	X	X	X
210	MS24665-151	. Cotter Pin	2	X	X	X	X	X	X	X
210	AN381-2-8	. Cotter Pin (Superseded by MS24665-151)	2	X	X	X	X	X	X	X

* As required for balance.

** Eligible on F-28A and 280 models if updated to left side tail rotor system in accordance with SIL 0159.

‡ Effectivity F-28F S/N 831 and subsequent and 280FX 2142 and subsequent. Retrofittable to F-28 series S/N 509 and subsequent and 280 series 2001 and subsequent.

± Acceptable alternates to 28-16391-5 pitch link.

ENSTROM F-28/280 SERIES ILLUSTRATED PARTS CATALOG

I

INTENTIONALLY LEFT BLANK

ENSTROM F-28/280 SERIES ILLUSTRATED PARTS CATALOG

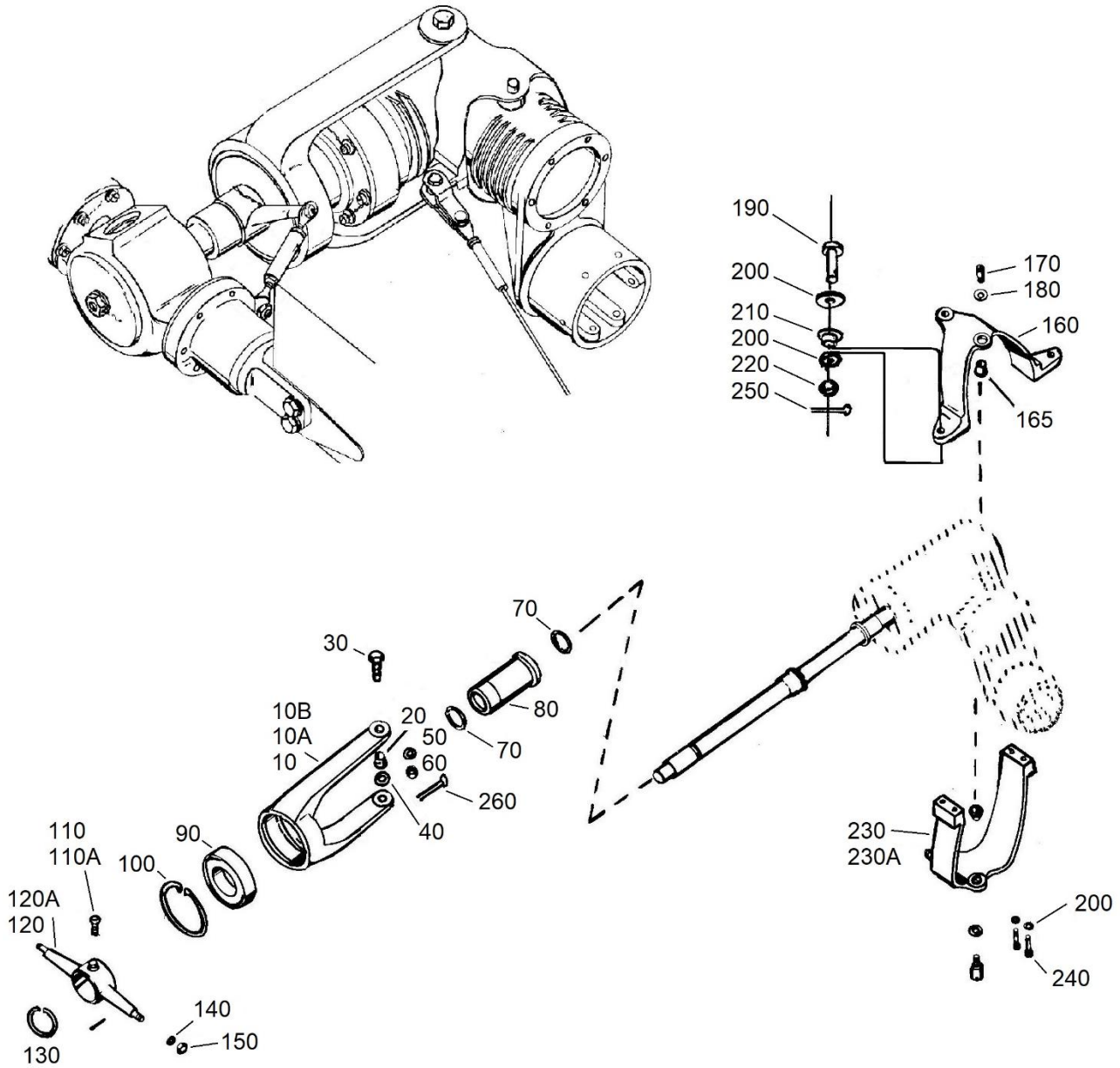


FIGURE 12-7. TAIL ROTOR MECHANICAL CONTROLS (RIGHT HAND GEARBOX)

ENSTROM F-28/280 SERIES ILLUSTRATED PARTS CATALOG

FIGURE 12-7. TAIL ROTOR MECHANICAL CONTROLS (RIGHT HAND GEARBOX)

ITEM NUMBER	PART NUMBER	DESCRIPTION	QTY PER ASSY	MODELS AFFECTED						
				F-28A	280	F-28C	280C	F-28F	280F	280FX
-5	28-16300	Tail Rotor Gearbox, Blades, and Controls Installation	REF	X	X					
10	28-16301-4	. Bearing Housing Assembly	1	X	X					
10A*	28-16301-7	. Bearing Housing Assembly	1	X	X					
10B	28-16331-1	. Bearing Housing Assembly	1	X	X					
20	28-16311-1	. . Bushing	2	X	X					
30	28-16310-2	. Bolt	2	X	X					
40	28-16308-1	. Washer	2	X	X					
50	NAS1149F0532P	. Washer	2	X	X					
50	AN960-516L	. Washer (Alternate)	2	X	X					
-55	NAS1149F0563P	. Washer	2	X	X					
-55	AN960-516	. Washer (Alternate)	2	X	X					
60	MS17825-5	. Nut	2	X	X					
60	F12NE-4753-054	. Nut (Superseded by MS17825-5)	2	X	X					
70	TS-023	. Seal	2	X	X					
80	28-16302-1	. Bearing-Control, Pitch	1	X	X					
90	ECD016-11	. Bearing	1	X	X					
100	N5000-268-PP	. Snap Ring	1	X	X					
110	28-16307-1	. Bolt	2	X	X					
110A*	28-16324	. Bolt	2	X	X					
120	28-16320-1	. Retainer - Pitch Link	1	X	X					
120A*	28-16325-2	. Retainer - Pitch Link	1	X	X					
130	5102-137-PP	. Snap Ring	1	X	X					
140	ECD050-11	. Washer	2	X	X					
140	1/4 Harper	. Washer (1/4 ID x 11/16 OD x .050) (Superseded by ECD050-11)	2	X	X					

ENSTROM F-28/280 SERIES ILLUSTRATED PARTS CATALOG

FIGURE 12-7. TAIL ROTOR MECHANICAL CONTROLS (RIGHT HAND GEARBOX)

ITEM NUMBER	PART NUMBER	DESCRIPTION	QTY PER ASSY	MODELS AFFECTED						
				F-28A	280	F-28C	280C	F-28F	280F	280FX
150	MS17825-4	. Nut	2	X	X					
150	F12NE-4753-048	. Nut (Superseded by MS17825-4)	2	X	X					
160**▲	28-16313-1	. Bracket	1	X	X					
160A**†	28-16317-1R	. Bracket	1	X	X					
165	28-16311-1	. Bushing	2	X	X					
170	28-16309-1	. Bolt	2	X	X					
180	28-16308-1	. Washer	2	X	X					
190	NAS6603D6	. Bolt	2	X	X					
190	AN3-6	. Bolt (Superseded by NAS6603D6)	2	X	X					
200	NAS1149F0332P	. Washer	8	X	X					
200	AN960-10L	. Washer (Alternate)	8	X	X					
210	28-16319-1	. Bushing (Used in Item 160)	2	X	X					
220	MS17825-3	. Nut	2	X	X					
220	F12NE-4753-02	. Nut (Superseded by MS17825-3)	2	X	X					
230**▲	28-16314-1	. Bracket	1	X	X					
230A**†	28-16315-1R	. Bracket	1	X	X					
240	AN503-10-8	. Screw	4	X	X					
250	MS24665-151	. Cotter Pin	6	X	X					
250	AN381-2-8	. Cotter Pin (Superseded by MS24665-151)	6	X	X					

– Not illustrated.

* Preferred components.

** 28-16315-1R and 28-16317-1R may be replaced on F28A, 280, and early “C” models with 28-16314-1 and 28-16313-1 (-110A and -120A are used together -110 and -120 are used together).

▲ Must be replaced/purchased as a matched set.

† Must be replaced/purchased as a matched set.

ENSTROM F-28/280 SERIES ILLUSTRATED PARTS CATALOG

I

INTENTIONALLY LEFT BLANK

ENSTROM F-28/280 SERIES ILLUSTRATED PARTS CATALOG

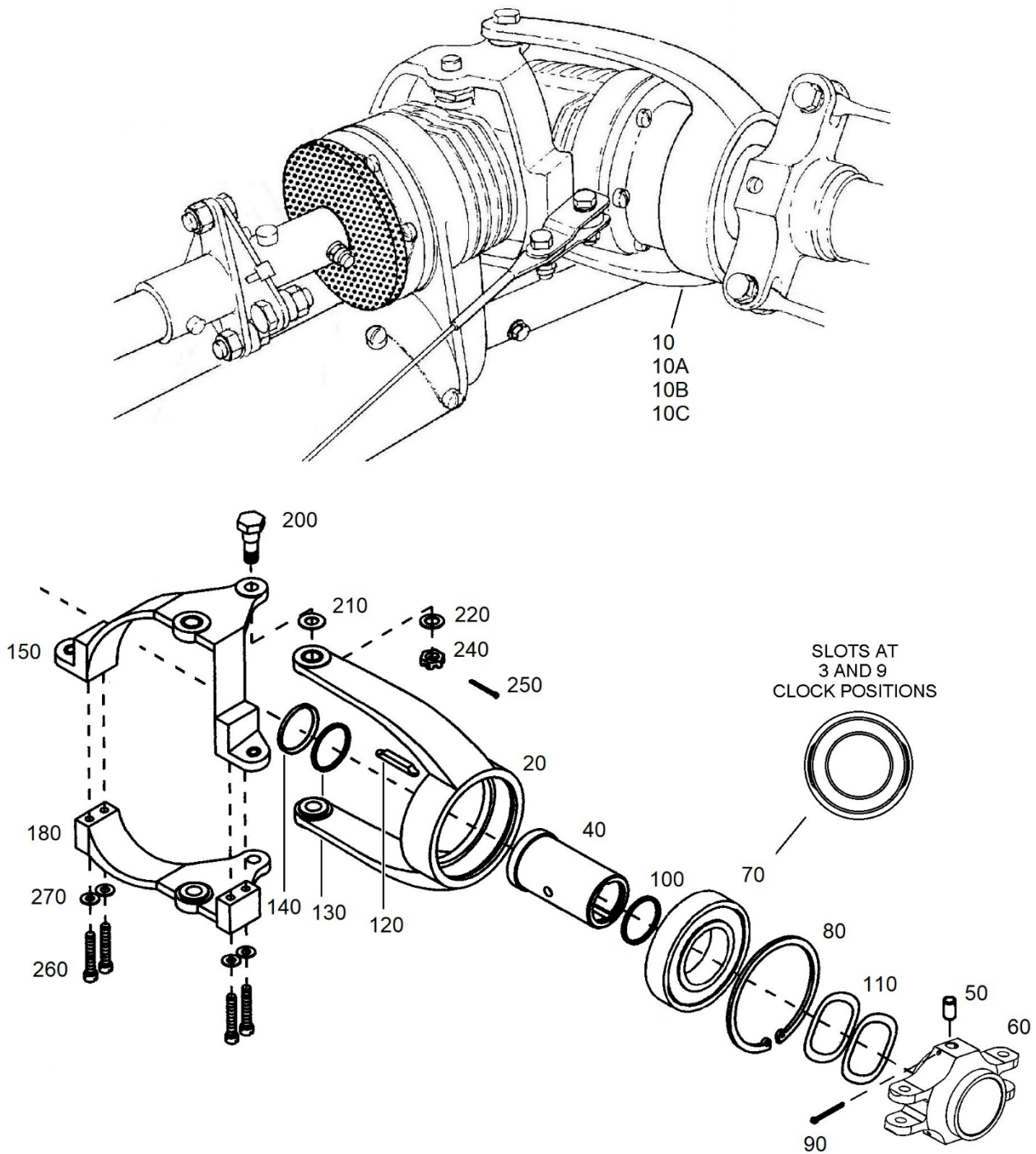


FIGURE 12-8. TAIL ROTOR MECHANICAL CONTROLS (LEFT HAND GEARBOX)

ENSTROM F-28/280 SERIES ILLUSTRATED PARTS CATALOG

FIGURE 12-8. TAIL ROTOR MECHANICAL CONTROLS (LEFT HAND GEARBOX)

ITEM NUMBER	PART NUMBER	DESCRIPTION	QTY PER ASSY	MODELS AFFECTED						
				F-28A	280	F-28C	280C	F-28F	280F	280FX
-5	28-16398	Tail Rotor Gearbox, Blades, and Controls Installation	REF			X	X	X	X	X
-5A	28-16380	Tail Rotor Gearbox, Blades, and Controls Installation	REF	X	X	X	X			
10	28-16396-2	. Bearing Housing and Pitch Link Retainer Assembly	1	X	X	X	X	X	X	X
10A	28-16301-3	. Bearing Housing and Pitch Link Retainer Assembly	1	X	X	X	X			
10B	28-16301-4	. Bearing Housing and Pitch Link Retainer Assembly	1	X	X	X	X			
10C	28-16301-7	. Bearing Housing and Pitch Link Retainer Assembly	1	X	X	X	X			
20	28-16331-1	. . Bearing Housing Assembly	1	X	X	X	X	X	X	X
-30	28-16311-1	. . . Bushing	2	X	X	X	X	X	X	X
40	28-16394-2	. . Bearing	1	X	X	X	X	X	X	X
50	28-16397-11	. . Pin	2	X	X	X	X	X	X	X
60*	28-16392-13	. . Retainer, Pitch Link	1	*	*	X	X	X	X	X
70	ECD016-11	. . Bearing	1	X	X	X	X	X	X	X
80	N5002-268-PP	. . Retaining Ring	1	X	X	X	X	X	X	X
90	MS24665-155	. . Cotter Pin	2	X	X	X	X	X	X	X
90	AN381-2-16	. . Cotter Pin (Superseded by MS24665-155)	2	X	X	X	X	X	X	X
100	TS-023	. . Seal	1	X	X	X	X	X	X	X
110	W1819-020	. . Wave Spring Washer	2	X	X	X	X	X	X	X
120	28-16395-1	. Key	2	X	X	X	X	X	X	X
130	TS-023	. Seal	1	X	X	X	X	X	X	X
140	28-16374-1	. Seal Retainer	1	X	X	X	X	X	X	X
150	28-16313-1	. Control Bracket, Top	1	X	X	X	X	X	X	X
-160	28-16319-1	. . Bushing	2	X	X	X	X	X	X	X
-170	28-16311-1	. . Bushing	1	X	X	X	X	X	X	X
180	28-16314-1	. Control Bracket, Bottom	1	X	X	X	X	X	X	X
-190	28-16311-1	. . Bushing	1	X	X	X	X	X	X	X

ENSTROM F-28/280 SERIES ILLUSTRATED PARTS CATALOG

FIGURE 12-8. TAIL ROTOR MECHANICAL CONTROLS (LEFT HAND GEARBOX)

ITEM NUMBER	PART NUMBER	DESCRIPTION	QTY PER ASSY	MODELS AFFECTED						
				F-28A	280	F-28C	280C	F-28F	280F	280FX
200	28-16310-2	. Bolt	2	X	X	X	X	X	X	X
210	28-16308-1	. Washer	2	X	X	X	X	X	X	X
220	NAS1149F0532P	. Washer	2	X	X	X	X	X	X	X
220	AN960-516L	. Washer (Alternate)	2	X	X	X	X	X	X	X
-230	NAS1149F0563P	. Washer	2	X	X	X	X	X	X	X
-230	AN960-516	. Washer (Alternate)	2	X	X	X	X	X	X	X
240	MS17825-5	. Nut	2	X	X	X	X	X	X	X
240	F12NE-4753-054	. Nut (Superseded by MS17825-5)	2	X	X	X	X	X	X	X
250	MS24665-151	. Cotter Pin	2	X	X	X	X	X	X	X
250	AN381-2-10	. Cotter Pin (Superseded by MS24665-151)	2	X	X	X	X	X	X	X
260	AN503-10-18	. Screw	4	X	X	X	X	X	X	X
270	NAS1149F0332P	. Washer	4	X	X	X	X	X	X	X
270	AN960-10L	. Washer (Alternate)	4	X	X	X	X	X	X	X
-280	MS20995C20	. Safety Wire	A/R	X	X	X	X	X	X	X

- Not illustrated.

* Effective if converted to left side tail rotor installation in accordance with SIL 0159.

ENSTROM F-28/280 SERIES ILLUSTRATED PARTS CATALOG

I

INTENTIONALLY LEFT BLANK

ENSTROM F-28/280 SERIES ILLUSTRATED PARTS CATALOG

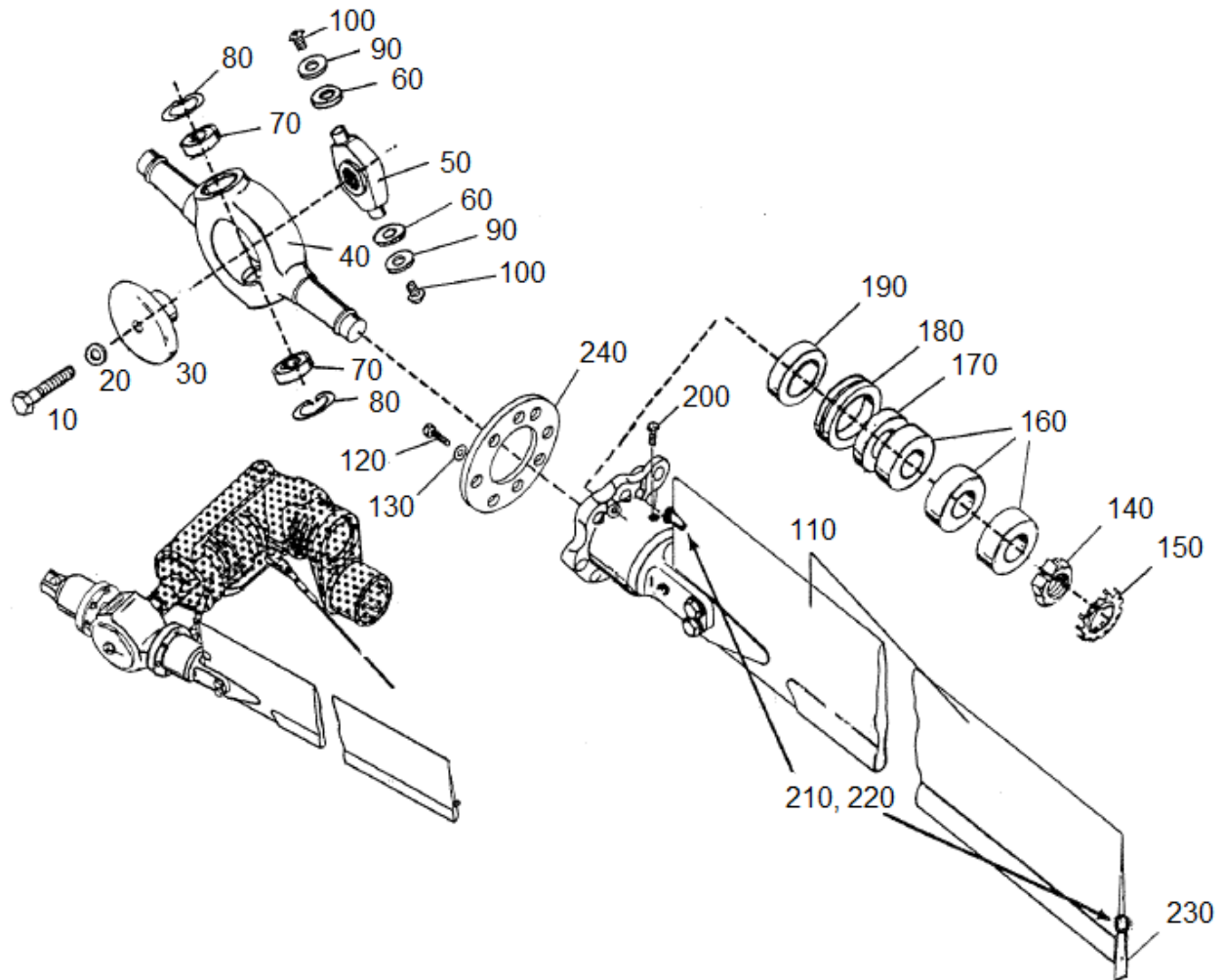


FIGURE 12-9. 28-15018-3 TAIL ROTOR ASSEMBLY

ENSTROM F-28/280 SERIES ILLUSTRATED PARTS CATALOG

FIGURE 12-9. 28-15018-3 TAIL ROTOR ASSEMBLY

ITEM NUMBER	PART NUMBER	DESCRIPTION	QTY PER ASSY	MODELS AFFECTED						
				F-28A	280	F-28C	280C	F-28F	280F	280FX
-	28-16300	Tail Rotor Blades, Gearbox, & Controls Installation	REF	X	X					
10	NAS6607-5	. Bolt	1	X	X					
10	AN7H-7A	. Bolt (Superseded by NAS6607-5)	1	X	X					
20	NAS1149F0763P	. Washer	1	X	X					
20	AN960-716	. Washer (Alternate)	1	X	X					
30	28-15002-1	. Teeter Stop	1	X	X					
-	28-15018-3	. Tail Rotor Assembly	1	X	X					
40	28-15202-13	.. Spindle	1	X	X					
50	28-15206-1	.. Hub	1	X	X					
60	28-15203-3	.. Shim, .001"	A/R	X	X					
60	28-15203-4	.. Shim, .002"	A/R	X	X					
60	28-15203-5	.. Shim, .003"	A/R	X	X					
60	28-15203-6	.. Shim, .005"	A/R	X	X					
70●	KRP8A-H	.. Bearing	2	X	X					
80*	N5000-112-PP	.. Snap Ring	2	X	X					
90	28-14120-11	.. Washer	2	X	X					
100	MS21262-6	.. Screw	2	X	X					
110†▲	28-15017-1	.. Blade and Grip Assembly	2	X	X					
120	NAS6604H1	.. Bolt	16	X	X					
120	AN4H-4A	.. Bolt (Superseded by NAS6604H1)	16	X	X					
130	NAS1149F0463P	.. Washer	16	X	X					
130	AN960-416	.. Washer	16	X	X					
140	SL1N-4	.. Nut	2	X	X					
150	SL61W-4	.. Lock Washer	2	X	X					
160◇	7203BTVPUO	.. Bearing Set (3 pc)	2	X	X					
160	ABEC-3	.. Bearing Set (3 pc) (Alternate)	2	X	X					
160	Q30203DT	.. Bearing Set (Replaced by 7203BTVPUO)	2	X	X					

ENSTROM F-28/280 SERIES ILLUSTRATED PARTS CATALOG

FIGURE 12-9. 28-15018-3 TAIL ROTOR ASSEMBLY

ITEM NUMBER	PART NUMBER	DESCRIPTION	QTY PER ASSY	MODELS AFFECTED						
				F-28A	280	F-28C	280C	F-28F	280F	280FX
170	28-15005-1	.. Spacer	2	X	X					
180◇	28-15027-10	.. Spacer	2	X	X					
190	KP-16B	.. Bearing	2	X	X					
200	AN526-1032-6	.. Screw	2	X	X					
-	1641	.. Lube Fitting	2	X	X					
210	MS35206-249	.. Screw	4	X	X					
210	AN515-8-16	.. Screw (Superseded by MS35206-249)	4	X	X					
220	NAS1149FN832P	.. Washer	A/R	X	X					
220	AN960-8	.. Washer (Alternate)	A/R	X	X					
230	28-17308-1	.. Strike Indicator	2	X	X					
240†▲	28-15013-1	.. Plate	2	X	X					

- Alternate is KP8A.
- * Alternate is 28-14121-11.
- † Item 110 and Item 240 are used together for right hand installation only.
- ▲ 28-150021-11 and 28-150023-1 are preferred replacement parts and for right or left hand installation.
- ◇ Available as Kit 28-01023-1.

ENSTROM F-28/280 SERIES ILLUSTRATED PARTS CATALOG

I INTENTIONALLY LEFT BLANK

ENSTROM F-28/280 SERIES ILLUSTRATED PARTS CATALOG

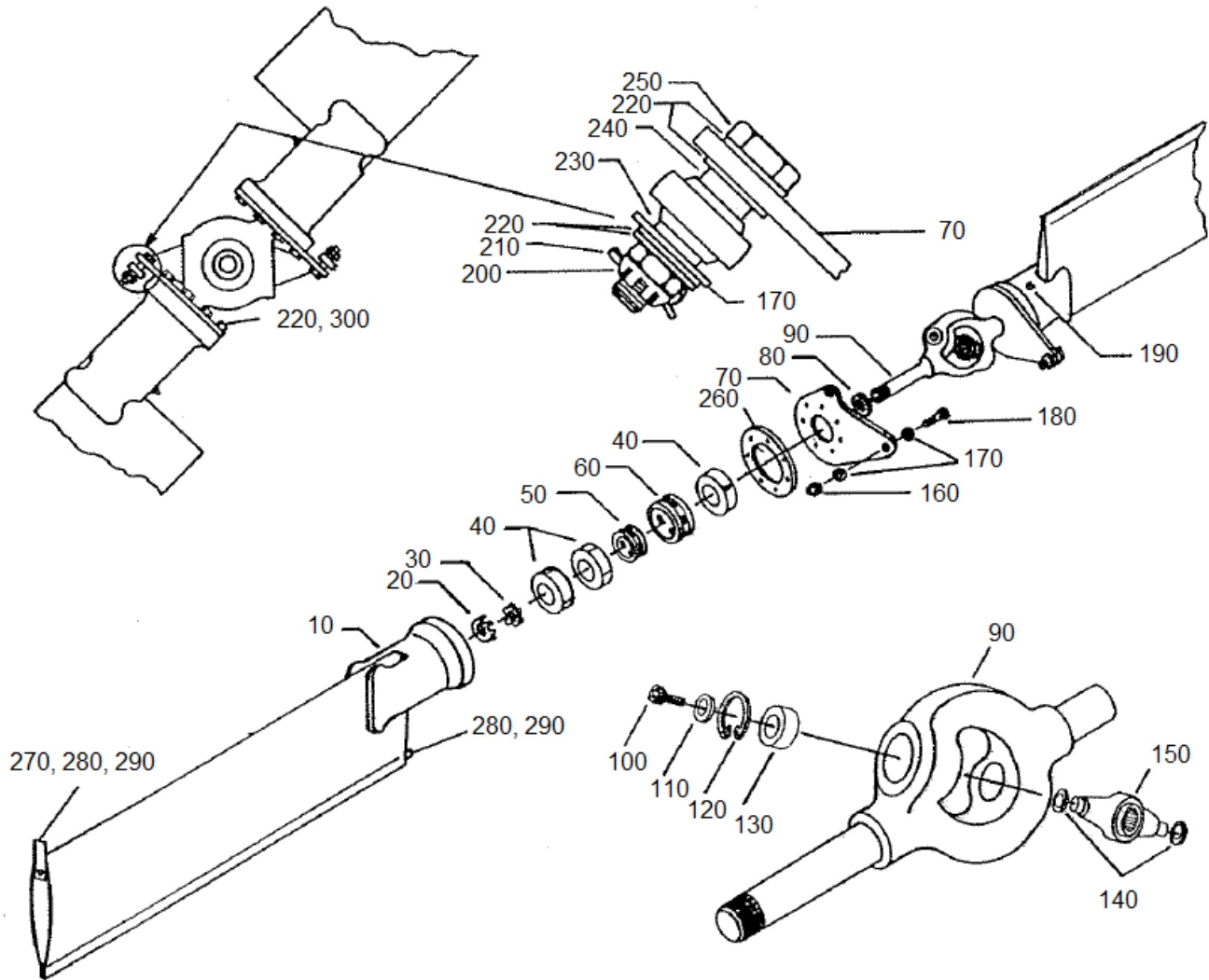


FIGURE 12-10. 28-150000-7, -10 TAIL ROTOR ASSEMBLY

ENSTROM F-28/280 SERIES ILLUSTRATED PARTS CATALOG

FIGURE 12-10. 28-150000-7, -10 TAIL ROTOR ASSEMBLY

ITEM NUMBER	PART NUMBER	DESCRIPTION	QTY PER ASSY	MODELS AFFECTED						
				F-28A	280	F-28C	280C	F-28F	280F	280FX
-	28-150000-7	Tail Rotor Assembly	REF			X	X			
-	28-150000-10	Tail Rotor Assembly	REF			X	X			
10	28-150001-5	. Blade & Grip Assembly	1			X	X			
20	SL61W-5P	. Lock Washer	2			X	X			
30	SL61N-5P	. Lock Nut	2			X	X			
40	ECD035-11	. Bearing Set (3 pc)	2			X	X			
40	304R	. Bearing Set (3 pc) (Alternate)	2			X	X			
40	7304DT	. Bearing Set (3 pc) (Alternate)	2			X	X			
50	28-150016-11	. Spacer	2			X	X			
60	28-150015-11	. Spacer	2			X	X			
70▲	28-150046-1	. Pitch Arm	2			X	X			
-70A*	28-150060-11	. Pitch Arm	2			X	X			
80	28-150026-11	. Spacer	2			X	X			
90	28-150014-14	. Spindle	1			X	X			
100	MS21262-6	. Screw	2			X	X			
110	28-14120-11	. Washer	2			X	X			
120	28-14121-11	. Snap Ring	2			X	X			
130	KRP8A-H	. Bearing	2			X	X			
130	KRP8A-C	. Bearing (Superseded by KRP8A-H)	2			X	X			
140	28-15203-1	. Shim Set	2			X	X			
150	28-15206-1	. Hub	1			X	X			
160	MS21083N4	. Nut	2			X	X			
160	AN364-428A	. Nut (Superseded by MS21083N4)	2			X	X			
170	ECD050-11	. Washer	4			X	X			
170	1/4 Harper	. Washer (Alternate)	4			X	X			
180	NAS6604-1	. Bolt	2			X	X			
180	AN4-4A	. Bolt (Superseded by NAS6604-1)	2			X	X			
190	1650	. Lube Fitting	2			X	X			

ENSTROM F-28/280 SERIES ILLUSTRATED PARTS CATALOG

FIGURE 12-10. 28-150000-7, -10 TAIL ROTOR ASSEMBLY

ITEM NUMBER	PART NUMBER	DESCRIPTION	QTY PER ASSY	MODELS AFFECTED						
				F-28A	280	F-28C	280C	F-28F	280F	280FX
-	28-16380	Tail Rotor Blades, Gearbox & Controls Installation	REF			X	X			
200	MS17825-4	. Nut	2			X	X			
200	F12-NE-4753-048	. Nut	2			X	X			
210	MS24665-151	. Cotter Pin	2			X	X			
210	AN381-2-8	. Cotter Pin (Superseded by MS24665-151)	2			X	X			
220	NAS1149F0463P	. Washer	A/R			X	X			
220	AN960-416	. Washer (Alternate)	A/R			X	X			
230	28-16353-4	. Spacer	2			X	X			
240	28-16353-3	. Spacer	2			X	X			
250	NAS6604D15	. Bolt	2			X	X			
250	AN4-13	. Bolt (Superseded by NAS6604D15)	2			X	X			
260▲	28-150048-1	. Plate	2			X	X			
270	28-17308-1	. Strike Indicator	2			X	X			
280	MS35207-10-16	. Screw	4			X	X			
280	AN515-10-16	. Screw (Superseded by MS35207-10-16)	4			X	X			
290	NAS1149F0363P	. Washer	A/R			X	X			
290	AN960-10	. Washer (Alternate)	A/R			X	X			
300	NAS6604H3	. Bolt	16			X	X			
300	AN4H-5A	. Bolt (Superseded by NAS6604H3)	16			X	X			
-	MR-18	. Bearing	2			X	X			
-*	28-150033-1	. Bumper	2			X	X			
-*	28-150063-11	. Bearing Sleeve	2			X	X			
-*	28-150055	. Bearing Retainer	2			X	X			

▲ Items included in 28-150000-7 only.

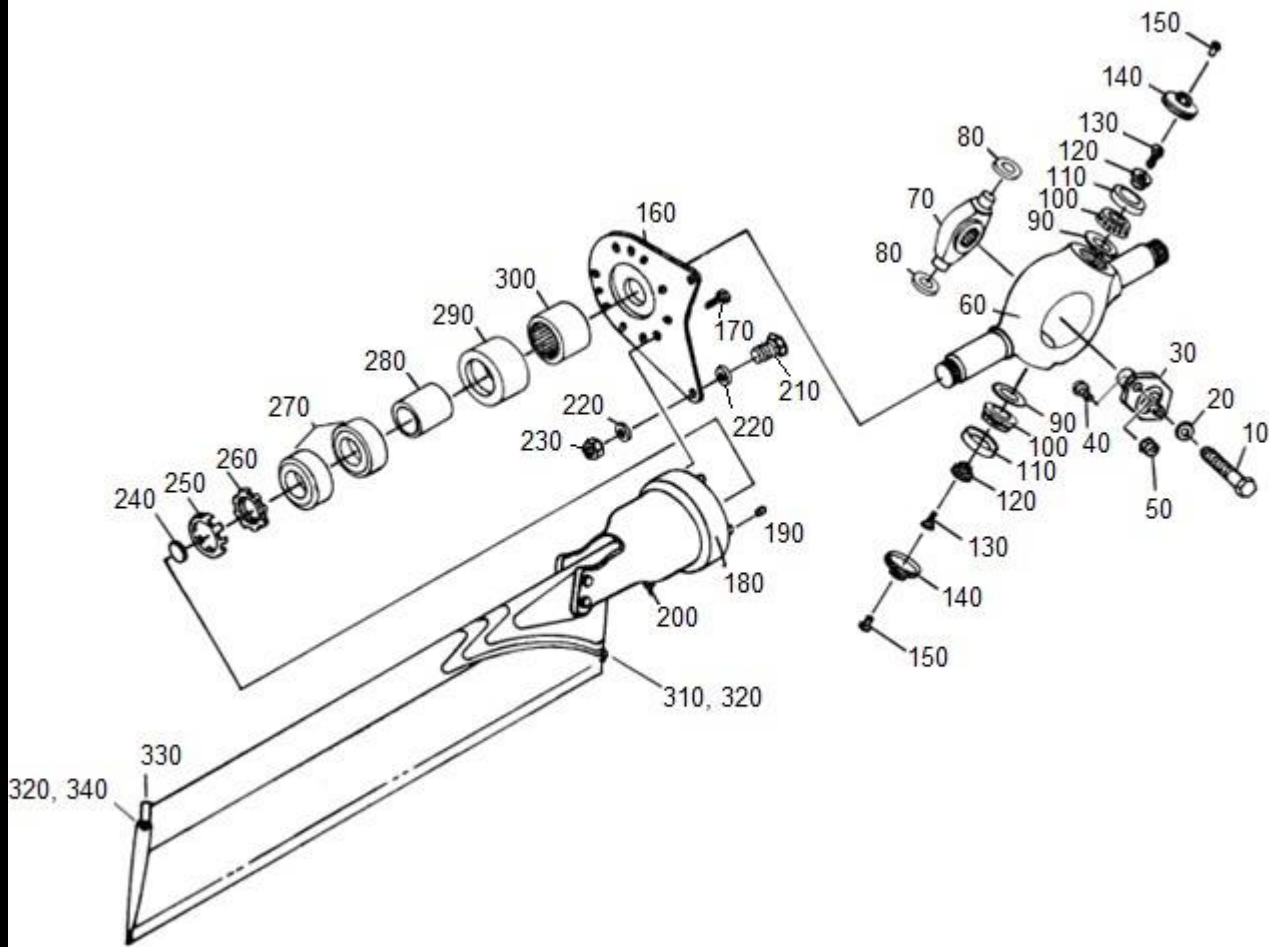
* Items included in 28-150000-10 only.

ENSTROM F-28/280 SERIES ILLUSTRATED PARTS CATALOG

I

INTENTIONALLY LEFT BLANK

ENSTROM F-28/280 SERIES ILLUSTRATED PARTS CATALOG



F-28C All S/Ns
 280C All S/Ns
 F-28F Prior to S/N 803
 280F All S/Ns
 280FX Prior to S/N 2078

FIGURE 12-11. 28-150050-2 TAIL ROTOR ASSEMBLY

ENSTROM F-28/280 SERIES ILLUSTRATED PARTS CATALOG

FIGURE 12-11. 28-150050-2 TAIL ROTOR ASSEMBLY

ITEM NUMBER	PART NUMBER	DESCRIPTION	QTY PER ASSY	MODELS AFFECTED						
				F-28A	280	F-28C	280C	F-28F	280F	280FX
—*	28-150050-2	Tail Rotor Assembly	REF			X	X	X	X	X
10	NAS6607-5	. Bolt	1			X	X	X	X	X
10	AN7H-7A	. Bolt (Superseded by NAS6607-5)	1			X	X	X	X	X
20	NAS1149F0763P	. Washer	1			X	X	X	X	X
20	AN960-716	. Washer (Alternate)	1			X	X	X	X	X
—	28-15030-1	. Teeter Stop Assembly	1			X	X	X	X	X
30	28-15028-1	. . Mount Plate	1			X	X	X	X	X
40	16-1	. . Bumper	2			X	X	X	X	X
50	MS21083N06	. . Nut	2			X	X	X	X	X
50	AN364-632A	. . Nut (Superseded by MS21083N06)	2			X	X	X	X	X
60	28-150064-11	. Spindle	1			X	X	X	X	X
70	28-150051-1	. Hub	1			X	X	X	X	X
80	MS20002-C6	. Washer (Used with 28-160062-11)	2			X	X	X	X	X
90	28-150062-13	. Shield	2			X	X	X	X	X
90	28-150062-11	. Shield (Replaced by 28-150062-13)	2			X	X	X	X	X
100	A2126	. Bearing Cone	2			X	X	X	X	X
110	A2037	. Bearing Cup	2			X	X	X	X	X
120	28-150053-1	. Spacer	2			X	X	X	X	X
130	NK509-8R6	. Screw	2			X	X	X	X	X
140	28-150066-11	. Retention Cap	2			X	X	X	X	X
150	1885	. Lube Fitting	2			X	X	X	X	X
160	28-150060-11	. Pitch Arm	2			X	X	X	X	X
170	NAS6604H1	. Bolt	16			X	X	X	X	X
170	AN4H-4A	. Bolt (Superseded by NAS6604H1)	16			X	X	X	X	X
—	MS20995C32	. Safety Wire	24"			X	X	X	X	X
180	28-150001-5	. Tail Rotor Blade & Grip Assembly	2			X	X	X	X	X
190	28-150044-5	. . Dowel	6			X	X	X	X	X
200	1650	. Lube Fitting	2			X	X	X	X	X

ENSTROM F-28/280 SERIES ILLUSTRATED PARTS CATALOG

FIGURE 12-11. 28-150050-2 TAIL ROTOR ASSEMBLY

ITEM NUMBER	PART NUMBER	DESCRIPTION	QTY PER ASSY	MODELS AFFECTED						
				F-28A	280	F-28C	280C	F-28F	280F	280FX
210	NAS6604H3	. Bolt	2			X	X	X	X	X
210	AN4H-5A	. Bolt (Superseded by NAS6604H3)	2			X	X	X	X	X
220	ECD050-11	. Washer	4			X	X	X	X	X
220	1/4 Harper	. Washer (Alternate)	4			X	X	X	X	X
230	MS21083N4	. Nut	2			X	X	X	X	X
230	AN364-428A	. Nut (Superseded by MS21083N4)	2			X	X	X	X	X
240	28-15033-5	. Bumper	2			X	X	X	X	X
240	28-15033-11	. Bumper (Replaced by 28-15033-5)	2			X	X	X	X	X
250	SL61W-5P	. Lock Washer	2			X	X	X	X	X
260	SL61N-5P	. Nut	2			X	X	X	X	X
270	ECD002-13	. Bearing Set (2)	2			X	X	X	X	X
270	7304DT	. Bearing Set (2) (Alternate)	2			X	X	X	X	X
280	28-150063-11	. Bearing Sleeve	2			X	X	X	X	X
290	28-150055-1	. Bearing Retainer	2			X	X	X	X	X
300	MR-18	. Bearing	2			X	X	X	X	X
310	AN520-10-16	. Screw	2			X	X	X	X	X
320	NAS1149F0363P	. Washer	A/R			X	X	X	X	X
320	AN960-10	. Washer (Alternate)	A/R			X	X	X	X	X
330	28-17308-1	. Strike Tab	2			X	X	X	X	X
340	AN520-10-40	. Screw	2			X	X	X	X	X

* May upgrade to latest production in accordance with SIL 0141. If aircraft has incorporated SIL 0141, see Figure 12-10.

ENSTROM F-28/280 SERIES ILLUSTRATED PARTS CATALOG

INTENTIONALLY LEFT BLANK

ENSTROM F-28/280 SERIES ILLUSTRATED PARTS CATALOG

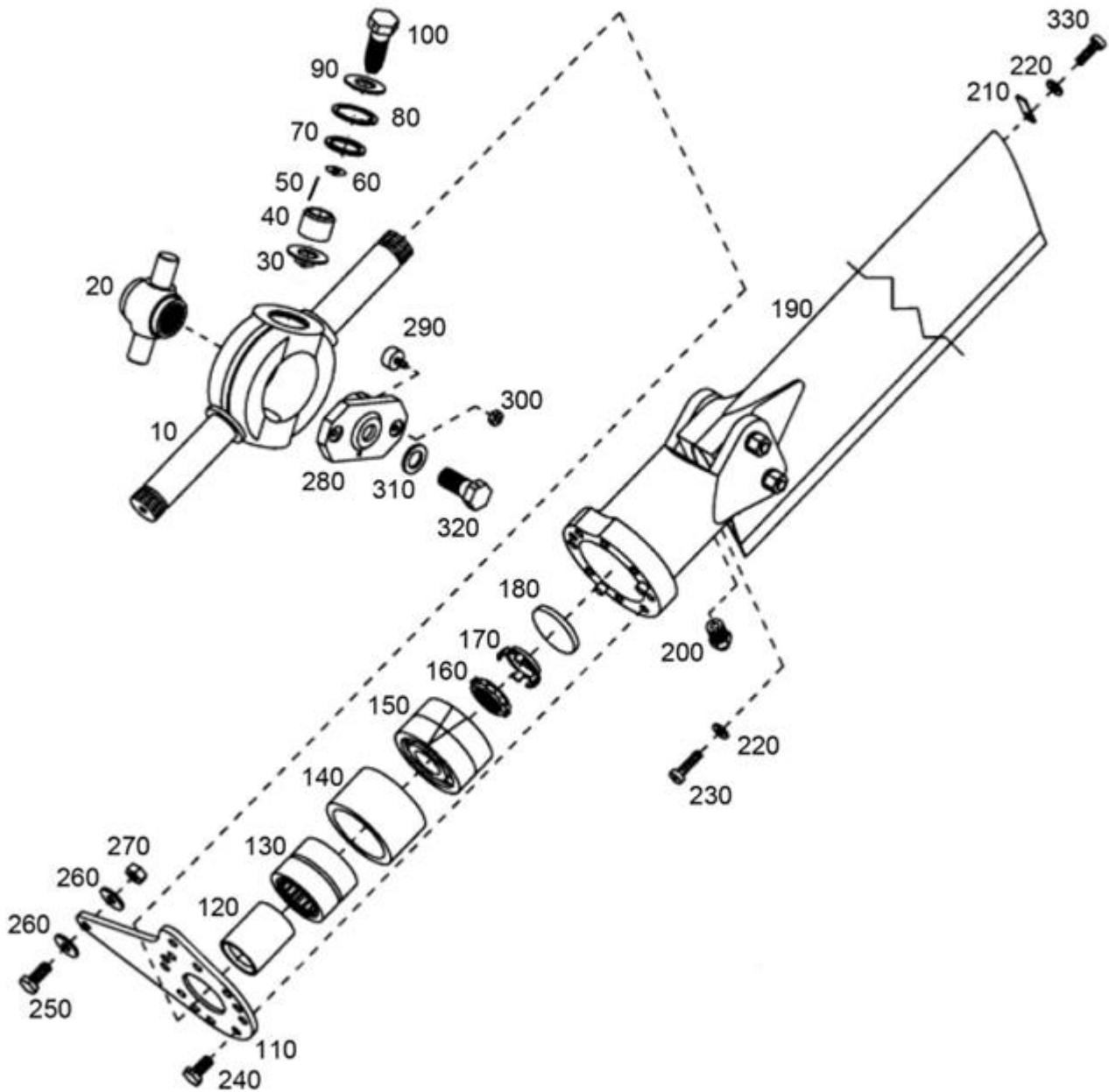


FIGURE 12-12. 28-150073-1, -5 TAIL ROTOR ASSEMBLY – OBSOLETE

ENSTROM F-28/280 SERIES ILLUSTRATED PARTS CATALOG

FIGURE 12-12. 28-150073-1, -5 TAIL ROTOR ASSEMBLY – OBSOLETE

ITEM NUMBER	PART NUMBER	DESCRIPTION	QTY PER ASSY	MODELS AFFECTED						
				F-28A	280	F-28C	280C	F-28F	280F	280FX
–*	28-150073-1	Tail Rotor Assembly	REF			X	X	X	X	X
–*	28-150073-5	Tail Rotor Assembly	REF			X	X	X	X	X
10	28-150074-11	. Spindle	1			X	X	X	X	X
20	28-150067-11	. Hub	1			X	X	X	X	X
–20A●	28-150067-13	. Hub	1			X	X	X	X	X
30	959-3	. Wiper	2			X	X	X	X	X
–30A●	28-150075-11	. Shield	2			X	X	X	X	X
40	28-150070-11	. Spherical Bearing	2			X	X	X	X	X
–40A●	28-150070-13	. Spherical Bearing	2			X	X	X	X	X
50	MS16555-618	. Pin	2			X	X	X	X	X
60	28-150072-1	. Shim, .001"	A/R			X	X	X	X	X
60	28-150072-2	. Shim, .002"	A/R			X	X	X	X	X
60	28-150072-3	. Shim, .003"	A/R			X	X	X	X	X
60	28-150072-5	. Shim, .005"	A/R			X	X	X	X	X
60	28-150072-7	. Shim, .0075"	A/R			X	X	X	X	X
60	28-150072-10	. Shim, .010"	A/R			X	X	X	X	X
60	28-150072-20	. Shim, .020"	A/R			X	X	X	X	X
70	28-150072-21	. Retainer Plate	2			X	X	X	X	X
80	N5002-100	. Snap Ring	2			X	X	X	X	X
90	28-150072-11	. Washer	2			X	X	X	X	X
100▲	NP138BS1032-N-8Z	. Bolt	2			X	X	X	X	X
110	28-150060-11	. Pitch Arm	2			X	X	X	X	X
120	28-150063-11	. Bearing Sleeve	2			X	X	X	X	X
130	ECD001-11	. Bearing	2			X	X	X	X	X
140	28-150055-1	. Bearing Retainer	2			X	X	X	X	X
150	ECD002-11	. Bearing Assembly (Set)	2			X	X	X	X	X
160	SL61N-5P	. Nut	2			X	X	X	X	X
170	SL61W-5P	. Lock Washer	2			X	X	X	X	X

ENSTROM F-28/280 SERIES ILLUSTRATED PARTS CATALOG

FIGURE 12-12. 28-150073-1, -5 TAIL ROTOR ASSEMBLY – OBSOLETE

ITEM NUMBER	PART NUMBER	DESCRIPTION	QTY PER ASSY	MODELS AFFECTED						
				F-28A	280	F-28C	280C	F-28F	280F	280FX
180	28-15033-5	. Bumper	2			X	X	X	X	X
190	28-150001-5	. Tail Rotor Blade and Grip Assembly	2			X	X	X	X	X
200	1650	. Lube Fitting	2			X	X	X	X	X
210	28-17308-1	. Strike Tab	2			X	X	X	X	X
220	NAS1149F0363P	. Washer	A/R			X	X	X	X	X
220	AN960-10	. Washer (Alternate)	A/R			X	X	X	X	X
230	AN520-10-16	. Screw	2			X	X	X	X	X
240	NAS6604H1	. Bolt	16			X	X	X	X	X
240	AN4H-4A	. Bolt (Superseded by NAS6604H1)	16			X	X	X	X	X
-	MS20995C32	. Lockwire	A/R			X	X	X	X	X
250	NAS6604-3	. Bolt	2			X	X	X	X	X
250	AN4-5A	. Bolt (Superseded by NAS6604-3)	2			X	X	X	X	X
260	ECD050-11	. Washer	4			X	X	X	X	X
260	1/4 Harper	. Washer (Alternate)	4			X	X	X	X	X
270	MS21083N4	. Nut	2			X	X	X	X	X
270	AN364-428A	. Nut (Superseded by MS21083N4)	2			X	X	X	X	X
-	28-15030-1	. Teeter Stop Assembly	1			X	X	X	X	X
280	28-15028-1	. Mount Plate	1			X	X	X	X	X
290	16-1	. Bumper	2			X	X	X	X	X
300	MS21083N06	. Nut	2			X	X	X	X	X
300	AN364-632A	. Nut (Superseded by MS21083N06)	2			X	X	X	X	X
310	NAS1149F0763P	. Washer	1			X	X	X	X	X
310	AN960-716	. Washer (Alternate)	1			X	X	X	X	X
320	NAS6607-5	. Bolt	1			X	X	X	X	X
320	AN7H-7A	. Bolt (Superseded by NAS6607-5)	1			X	X	X	X	X
330	AN520-10-40	. Screw	2			X	X	X	X	X

ENSTROM F-28/280 SERIES ILLUSTRATED PARTS CATALOG

- Parts used with 28-150073-5 only.
- ▲ NAS6603-2 and Loctite is an acceptable alternate.
- * May upgrade to latest production in accordance with SIL 0141. If aircraft has incorporated SIL 0141, see Figure 12-10.

ENSTROM F-28/280 SERIES ILLUSTRATED PARTS CATALOG

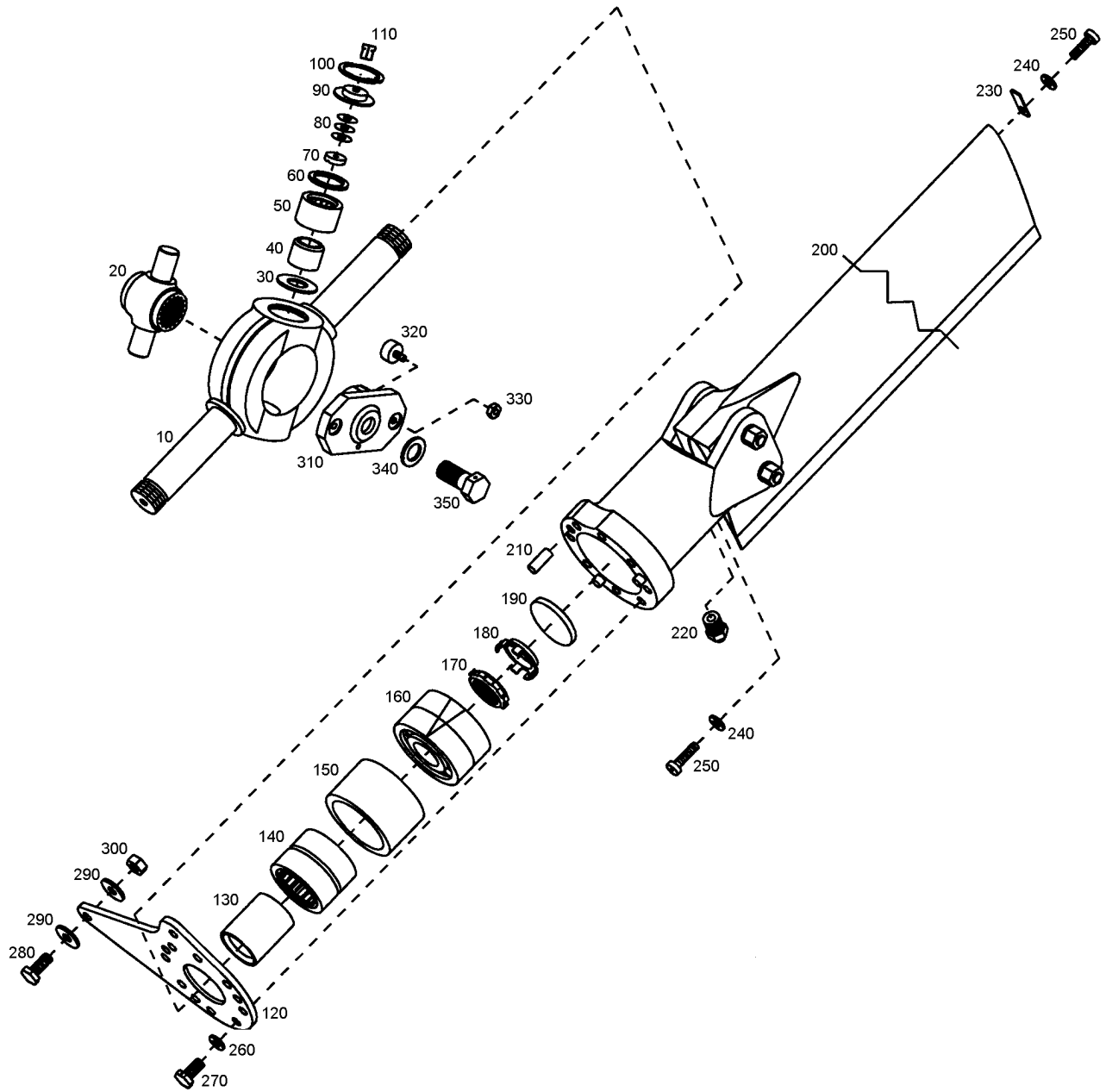


FIGURE 12-13. 28-150079-1, -5 TAIL ROTOR ASSEMBLY

ENSTROM F-28/280 SERIES ILLUSTRATED PARTS CATALOG

FIGURE 12-13. 28-150079-1, -5 TAIL ROTOR ASSEMBLY

ITEM NUMBER	PART NUMBER	DESCRIPTION	QTY PER ASSY	MODELS AFFECTED						
				F-28A	280	F-28C	280C	F-28F	280F	280FX
-Δ	28-150079-1	Tail Rotor Assembly	REF			X	X	X	X	X
-	28-150079-5	Tail Rotor Assembly	REF			X	X	X	X	X
-	28-150077-1	. Spindle Assembly	1			X	X	X	X	X
-	28-150077-11	. Spindle Assembly (Alternate)	1			X	X	X	X	X
10◆	28-150074-13	. Spindle	1			X	X	X	X	X
20◆	28-150067-15	. Hub	1			X	X	X	X	X
30◆	28-150076-17	. Washer	2			X	X	X	X	X
40◆	28-150076-15	. Journal	2			X	X	X	X	X
50◆	B-1210	. Bearing	2			X	X	X	X	X
60◆	28-150076-19	. Seal	2			X	X	X	X	X
70◆	28-150076-13	. Thrust Bumper	2			X	X	X	X	X
80◆	28-150078-10	. Shim, .010"	A/R			X	X	X	X	X
80◆	28-150078-12	. Shim, .002"	A/R			X	X	X	X	X
80◆	28-150078-13	. Shim, .003"	A/R			X	X	X	X	X
80◆	28-150078-15	. Shim, .005"	A/R			X	X	X	X	X
90◆	28-150076-1	. End Plate	2			X	X	X	X	X
90◆	28-150076-21	. End Plate (Replaced by 28-150076-1)	2			X	X	X	X	X
100◆	N5002-100	. Retaining Ring	2			X	X	X	X	X
110	1877	. Grease Fitting	2			X	X	X	X	X
120◆	28-150060-11	. Pitch Arm	2			X	X	X	X	X
130◆	28-150063-11	. Sleeve	2			X	X	X	X	X
-130A◆▼	28-150063-13	. Sleeve	2			X	X	X	X	X
140◆	ECD001-11	. Bearing	2			X	X	X	X	X
150◆	28-150055-13	. Bearing Retainer	2			X	X	X	X	X
150◆	28-150055-1	. Bearing Retainer (Replaced by 28-150055-13)	2			X	X	X	X	X
-150A◆▼	28-150055-15	. Bearing Retainer	2			X	X	X	X	X
160◆	ECD002-13	. Bearing	2			X	X	X	X	X
160◆	ECD002-11	. Bearing (Replaced by ECD002-13)	2			X	X	X	X	X

ENSTROM F-28/280 SERIES ILLUSTRATED PARTS CATALOG

FIGURE 12-13. 28-150079-1, -5 TAIL ROTOR ASSEMBLY

ITEM NUMBER	PART NUMBER	DESCRIPTION	QTY PER ASSY	MODELS AFFECTED						
				F-28A	280	F-28C	280C	F-28F	280F	280FX
170♦	SL61N-5F	. Nut	2			X	X	X	X	X
170♦	SL61N-5P	. Nut (Alternate)	2			X	X	X	X	X
180♦	SL61W-5P	. Lock Washer	2			X	X	X	X	X
190	28-15033-5	. Bumper	2			X	X	X	X	X
200	28-150001-5	. Tail Rotor Blade and Grip Assembly	2			X	X	X	X	X
210	28-150044-5	. . Dowel	3			X	X	X	X	X
220	1650	. Lube Fitting	2			X	X	X	X	X
230	28-17308-1	. Strike Indicator	2			X	X	X	X	X
240	NAS1149F0316P	. Washer	A/R			X	X	X	X	X
240	AN960-10	. Washer (Superseded by NAS1149F0316P)	A/R			X	X	X	X	X
-	NAS1149F0332P	. Washer	A/R			X	X	X	X	X
-	AN960-10L	. Washer (Superseded by NAS1149F0332P)	A/R			X	X	X	X	X
250*	MS35207-262	. Screw	4			X	X	X	X	X
250*	MS35207-AR	. Screw (Replaced by MS35207-262)	4			X	X	X	X	X
260	NAS1149F0432P	. Washer	16			X	X	X	X	X
260	AN960-416L	. Washer (Alternate)	16			X	X	X	X	X
270	NAS6604H1	. Bolt	16			X	X	X	X	X
270	AN4H4A	. Bolt (Superseded by NAS6604H1)	16			X	X	X	X	X
-	MS20995C32	. Safety Wire	A/R			X	X	X	X	X
280	NAS6604-3	. Bolt	2			X	X	X	X	X
280	AN4-5A	. Bolt (Superseded by NAS6604-3)	2			X	X	X	X	X
290	ECD050-17	. Washer	4			X	X	X	X	X
290	ECD050-11	. Washer (Alternate)	4			X	X	X	X	X
290	1/4 Harper	. Flat Washer, 1/4 X 11/16 (Alternate)	4			X	X	X	X	X
300	MS21083N4	. Nut	2			X	X	X	X	X

ENSTROM F-28/280 SERIES ILLUSTRATED PARTS CATALOG

FIGURE 12-13. 28-150079-1, -5 TAIL ROTOR ASSEMBLY

ITEM NUMBER	PART NUMBER	DESCRIPTION	QTY PER ASSY	MODELS AFFECTED						
				F-28A	280	F-28C	280C	F-28F	280F	280FX
300	AN364-428A	. Nut (Superseded by MS21083N4)	2			X	X	X	X	X
-	28-15030-1	Teeter Stop Assembly	REF			X	X	X	X	X
310	28-15028-1	. Mount Plate	1			X	X	X	X	X
320	16-1	. Bumper	2			X	X	X	X	X
330	MS21083N06	. Nut	2			X	X	X	X	X
330	AN364-632A	. Nut (Superseded by MS21083N06)	2			X	X	X	X	X
340	NAS1149F0763P	. Washer	1			X	X	X	X	X
340	AN960-716	. Washer (Alternate)	1			X	X	X	X	X
350	NAS6607-5	. Bolt	1			X	X	X	X	X
350	AN7H7A	. Bolt (Superseded by NAS6607-5)	1			X	X	X	X	X
-**	28-150079-901	. Tail Rotor Spindle Assembly	1			X	X	X	X	X

△ Effectivity F-28F S/N 818 and subsequent, 280FX S/N 2111 and subsequent; Eligibility F-28F S/N 509 and subsequent, 280FX S/N /2001 and subsequent; and helicopters modified by SIL 0141.

▼ Parts used with 28-150079-5 only.

* Length as required.

** Replaces Kit 28-010se56-1.

◆ Items included in Kit 28-150079-901.

ENSTROM F-28/280 SERIES ILLUSTRATED PARTS CATALOG

SECTION 13

SHIMS

TABLE OF CONTENTS

	Cover Page	13-1
	Table of Contents	13-1
13-1	Index of Enstrom Helicopter Shims	13-2

NOTE: This list indicates all of the shims required to maintain the helicopter except those required in transmission overhaul. The use or application of each shim is also listed for user convenience.

ENSTROM F-28/280 SERIES ILLUSTRATED PARTS CATALOG

TABLE 13-1. INDEX OF ENSTROM HELICOPTER SHIMS

Location and Base Number	Dash Number	Thickness
Tail Rotor Hub 28-15203	-3	0.001
	-4	0.002
	-5	0.003
	-6	0.005
	-7	0.0005

ENSTROM F-28/280 SERIES ILLUSTRATED PARTS CATALOG

APPENDIX A EQUIVALENT PART NUMBERS

UNCONTROLLED COPY WHEN DOWNLOADED OR PRINTED

Rev. 3

A-1

Sep 30/13

Visit www.enstromhelicopter.com for instructions to order an original manual and to register for email notification of updates.

ENSTROM F-28/280 SERIES ILLUSTRATED PARTS CATALOG

INTENTIONALLY LEFT BLANK

ENSTROM F-28/280 SERIES ILLUSTRATED PARTS CATALOG

1. Introduction

This Appendix lists various equivalent part numbers which have been used to identify parts. The parts listed below have not changed, although they may have been supplied under any of the alternate part numbers listed. The changes may have resulted from a supplier change, a procedural change, or simply a correction of a typographical error. Any of the equivalent part numbers may be installed in place of the corresponding primary part number listed.

Enstrom Helicopter ECD-series parts (not listed) may have part numbers in the format ECDXXXX-YY, ECD-XXXX-YY, or ECD XXXX-YY. All three of these part number formats may be used interchangeably. Parts with the same numbers are identical, regardless of the number format

For example:

PART NUMBER	EQUIVALENT PART NUMBERS	DESCRIPTION
ECD4055-11	ECD-4055-11 ECD 4055-11	Illuminated Panel

When ordering new parts, please use the "PART NUMBER" column for faster service.

2. Equivalent Part Numbers Table

TABLE A-1 EQUIVALENT PART NUMBERS

PART NUMBER	EQUIVALENT PART NUMBERS	DESCRIPTION
01-0790006-01	A600-PG-28 A600PG28	Position/Strobe Light. Assembly (Green)
01-0790006-03	A600-PR-28 A600PR28	Position/Strobe Light Assembly (Red)
10065 H1L5	10065	Seal: Oil
02-0250276-00	A610	Strobe Tube Assembly
02-0350259-00	A605	Base Plate Assembly
02-0350260-00	A507	Socket Assembly
1219-4200-Z3Y	S4-200	Spring: Stud Fastener
19-170049-009	A606	Lens Retainer
259N04	259 N4 259-N-04X02	Insert, Tube
264N04	264N 4 264-N-04X02	Tee, Tube

UNCONTROLLED COPY WHEN DOWNLOADED OR PRINTED

ENSTROM F-28/280 SERIES ILLUSTRATED PARTS CATALOG

TABLE A-1 EQUIVALENT PART NUMBERS

PART NUMBER	EQUIVALENT PART NUMBERS	DESCRIPTION
265N04	265N 4 265-N-04X02	Union, Elbow
268N04X02	268N 4X2 268-N-04X02	Adapter, Straight
269-N-04X02	269N 4X2	Elbow, 90 Degree
3001-127-470/180C-6.3M	3001-127-47018	Detector: Fire/Overheat, Eng.
34-0428020-65	W1290-28 W129028	Lamp, Reflector 28V 26W
34-0428070-64	A508-28 A50828	Lamp 28V
38-0130090-00	A616	Gasket/Spacer
38-0130107-00	A427-4 A4274	Gasket, 4 1/4" Spacer
38-0230021-00	W1283	Gasket, Position Light Lens
381N-500-S	381N-500 381N500	Potentiometer, 1W, 500 OHM
3SNE-094A-72	3-SNE-094A-72 3SNE094A-72	Cable Throttle
428-3-VG	428-3VG	Sleeve, Crimp
68-2290005-30	A612	Lens, Clear
68-4230020-40	W1284-G W1284G	Lens, Green Position Light
68-4230020-50	W1284-R W1284R	Lens, Red Position Light
68-4250066-30	A615	Lens, Clear
6X1/2	6RX1/2	Screw, Self-Tapping
6X3/8	6R X 3/8 6RX3/8	Screw, Self-Tapping
8473RUPH5-L16	8473 H5L16	Seal
8X1/2	8RX1/2 1/2 X8	Screw: Sheet Metal
9276 H1L5	9276	Seal, Oil
97CSX-2 24VDC	W97CSX-2	Relay, Power, 24V
A01787-8Z-1D	A1787-8Z1 A1787-8Z-1	Nut , Speed, Tinnerman
A01789-8Z-1D	A1789-8Z-1	Nut Tinnerman
A06194-8Z-1D	A6194-8Z-1	Nut Tinnerman

UNCONTROLLED COPY WHEN DOWNLOADED OR PRINTED

ENSTROM F-28/280 SERIES ILLUSTRATED PARTS CATALOG

TABLE A-1 EQUIVALENT PART NUMBERS

PART NUMBER	EQUIVALENT PART NUMBERS	DESCRIPTION
A-700RD1180	A700RD11800 A-700	Cable, Shutoff
AN515B6R10	AN515-B6R10	Screw, Machine
ANL-100	ANL100	Low Voltage Limiter
ANL-150	ANL150	Low Voltage Limiter
ANL-35	ANL35	Low Voltage Limiter
B-1210	B1210	Bearing: Needle
CCR264-3-3	CCR-264 SS-3-3	Rivet
CR 17240	17240	Seal: Retention
CR3212-4-02	CR3212-4-2	Rivet
CR3213-4-02	CR3213-4-2	Rivet
CR3213-6-3	CR3213-6-03	Rivet
CRWI14809	14809	Seal: Oil
FN22M-624	FN-22M-624	Nut, Lock
GCSG501-2	GCSG 501-2	Control Unit: Starter Generator
G08DU	DU-08 DU08 08DU	Thrust Washer
HD6158510090030	HD6158-510-090-030	Switch, Ignition
HFLVV3M	HFLVV-3M	Rod End
HFVV3M	HFVV-3M	Rod End
HGVV3M	HGVV-3M	Rod End
HM3M	HM-3M	Rod End
HML3M	HML-3M	Rod End
HMLVV3M	HMLVV-3M	Rod End
HMLVV4M	HMLVV-4M	Rod End
HMLVV5M	HMLVV-5M	Rod End
HMVV3M	HMVV-3M	Rod End
HMVV4M	HMVV-4M	Rod End
HMVV5M	HMVV-5M	Rod End
IPT-20RT1-1000-150G	IPT-20RT1-1000	Transducer
KA1-N	K1AN	Plunger: Ball
KN500B1/8	KN500B-1/8	Knob, Aluminum
M83248/1-032	M83248/1032	O-Ring
MOBIL 1 LS 75W-90	MOBIL 1 75W-90 MOBIL 1 75-90	Gear Lube
MS20002C4	MS20002-C4	Washer, Countersunk

UNCONTROLLED COPY WHEN DOWNLOADED OR PRINTED

ENSTROM F-28/280 SERIES ILLUSTRATED PARTS CATALOG

TABLE A-1 EQUIVALENT PART NUMBERS

PART NUMBER	EQUIVALENT PART NUMBERS	DESCRIPTION
MS20073-03-04	MS20073-0304	Bolt
MS21240-08C-12	MS21240-08C12	Bearing
MS24693-BB52	MS24693BB52	Screw, Machine
MS24693-S24	MS24693S24	Screw, Machine
MS24693-S275	MS24693S275	Screw, Machine
MS24694-S51	MS24694S51	Screw, Machine
MS24694-S54	MS24694S54	Screw, Machine
MS24694-S55	MS24694S55	Screw, Machine
MS24694-S56	MS24694S56	Screw, Machine
MS24694-S94	MS24694S94	Screw, Machine
MS24694-S95	MS24694S95	Screw, Machine
MS24694-S58	MS24694S58	Screw, Machine
MS20995C32	MS20995-C32	Safety Wire
NAS1612-2	NAS1612-2A	O-Ring, E1515-80
NAS1612-8	NAS1612-8A	O-Ring, E1515-80
NK-500-8R6	NK500-8R6 NP-500-8R6 NP500-8R6	Screw Nylok
NK-500-8R8	NK500-8R8 NP-500-8R8 NP500-8R8	Screw Nylok
PCS-111A	PCS111A	Sensor: Programmed Continuity
SC628ANPR	SC628ANP	Pulse Horn, Loud Fast Tone
SC628WR	SC628W	Sonalert Horn
SF96-20	SF96-20-PT	Oil, Silicone
SL61N5P	SL61N-5P	Nut, Lock
SL61W5P	SL61W-5P	Washer, Lock
ZFD-1094-0-7-32	ZFD10940732	Boot: Cyclic, Turbine

UNCONTROLLED COPY WHEN DOWNLOADED OR PRINTED

ENSTROM F-28/280 SERIES ILLUSTRATED PARTS CATALOG

APPENDIX B

HARDWARE SUBSTITUTIONS

TABLE OF CONTENTS

Table of Contents	B-1
1 Introduction	B-2
2 Acceptable Substitution Conditions	B-2
3 Hardware Tables	B-2
Table A – Bolts	B-3
Table B – Screws	B-5
Table C – Nuts	B-7
Table D – Nut Plates	B-8
Table E – Solid Rivets	B-10
Table F – Blind Rivets	B-10
Table G – Washers	B-11
Table H – Rivnuts	B-12
Table I – Turnbuckles	B-13
Table J – Grommets	B-13
Table K – Cotter Pins	B-13
Table L – Clamps (Nylon)	B-14
Table M – Cable Ties	B-14
Table N – U-Channels (Rubber)	B-15
Table O – Shrink Tubing	B-15
Table P – Ring Tongue Terminals	B-16
Table Q – Retaining Rings	B-18
Table R – Cushioned Clamps	B-18
Table S – PlusNuts	B-18
Table T – Solder Sleeve Shield Terminators	B-18
Table U – Pipe Plugs (Countersink Hex Head)	B-18
Table V – Clip Nut	B-18
Table W – Plug and Bleeder – Screw Tread	B-18
Table X – Pin, Retaining, Safety	B-18
Table Y – Quarter Turn Fastener	B-18
Table Z – Quick Disconnect Terminal	B-18
Table AA – Plug (BNC, TNC, N)	B-19
Table AB – Roll Pin	B-19
Table AC – Sleeve, Coupling	B-19
Table AD – Clevis Pin	B-19
Table AE – Quarter (1/4) Turn Fastener Receptacle	B-19
Table AF – Sleeve, Flared Tube Fitting	B-19
Table AG – Washers, Extended AN960 Listing	B-20

ENSTROM F-28/280 SERIES ILLUSTRATED PARTS CATALOG

1. Introduction

This specification establishes the conditions under which hardware may be substituted and lists the specific hardware which may be substituted. These standard substitutions apply only to components and assemblies which are designed by Enstrom and assembled in house. The tables which follow list the substitutions which are permissible. The hardware called out on the drawing is the preferred configuration. Each table contains a left-hand column which lists the basic or preferred hardware. The adjacent column to the right lists the alternate hardware. Alternate hardware may be used as a substitute for the hardware in the left column; however, hardware in the left column may NOT be substituted for hardware listed as alternate. In cases where hardware is interchangeable, 'Equivalent Substitution' will be stated in the right-hand column. In the case where there is no substitution, N/A (no alternate) will be stated in the right-hand column.

2. Acceptable Substitution Conditions

Hardware may be substituted without further approval when all the following conditions apply:

- The preferred hardware is unavailable.
- There is an acceptable alternate listed in this report.
- All other material conditions (hole diameter, material thickness, etc.) are within standard tolerances for the component.

To correct for component stack-up to ensure the nut is not screwed down against the last thread on the bolt and one to three threads showing past the nut, the grip length of the fastener may be substituted without further approval by the following methods:

- The length of rivets, screws, or bolts may be increased or decreased one grip length (a "dash number").
- Washers may be added or subtracted or washer thicknesses may be substituted. Up to a total of three washers may be installed in combination under the head of the bolt and/or nut. (Washer substitutions must be in accordance with standard aircraft practices.)
 - Consult Engineering if it is necessary to remove all the washers or if there is a conflict with the washer requirements on the approved drawing.
- Consult Engineering if a specific hardware installation consistently requires adjustment in accordance with the conditions of this paragraph.

Substitutions may NOT be made in fastener diameter without engineering approval. Substitutions may NOT be made beyond one grip length or "dash number" without engineering approval.

3. Hardware Tables

Tables for substitute hardware are provided on the following pages. If the substitution is applicable to all dash numbers of a particular part number, it will be represented by a set of open parentheses. For example, AN3-() would indicate that the substitution includes all dash numbers for the AN3 bolt.

ENSTROM F-28/280 SERIES ILLUSTRATED PARTS CATALOG

Table A – Bolts

BOLT	ALTERNATE	
AN173-()	N/A	
AN174-()	N/A	
AN175-()	N/A	
AN176-()	N/A	
AN178-()	N/A	
AN3	NAS6603	
-3A	-1	
-10	D10	
-10A	-10	
-11A	-12	
-12	D14	
-12A	-14	
-13	D16	
-13A	-16	
-14A	-18	
-15A	-20	
-16A	-22	
-17A	-24	
-20A	-26	
-21	D28	
-21A	-28	
-22	D30	
-22A	-30	
-23A	-32	
-24A	-34	
-26	D38	
-27A	-40	
-30A	-42	
-31A	-44	
-33A	-48	
-34A	-50	
-4	D2	
-4A	2	
-5	D4	
-5A	-4	
-6	D6	
-6A	-6	
-7	D8	
-7A	-8	
H3A	H1	
H4A	H2	
H5A	H4	

Table A – Bolts

H6A	H6	
H10	DH10	
H13A	H16	
AN3	NAS6703	
C4A	-10	
C10A	D10	
AN4	NAS6604	
-3A	-1	
-4A	-1	
-5A	-3	
-6A	-5	
-7	D7	
-7A	-7	
-10A	-9	
-11	D11	
-11A	-11	
-12	D13	
-12A	-13	
-13	D15	
-13A	-15	
-14	D17	
-14A	-17	
-15	D19	
-15A	-19	
-16	D21	
-16A	-21	
-17	D23	
-17A	-23	
-20	D25	
-20A	-25	
-21A	-27	
-22A	-29	
-23	D31	
-23A	-31	
-25A	-36	
-26A	-38	
-27A	-40	
-30A	-42	
-31A	-44	
-33A	-48	
-34A	-50	
-35A	-52	
-36	D54	

UNCONTROLLED COPY WHEN DOWNLOADED OR PRINTED

ENSTROM F-28/280 SERIES ILLUSTRATED PARTS CATALOG

Table A – Bolts

-36A	-54	
-37	D56	
-37A	-56	
-42A	-62	
H3A	H1	
H4A	H1	
H5A	H3	
H6A	H5	
H7A	H7	
H10A	H9	
H12A	H13	
H13A	H15	
H14A	H17	
H15A	H19	
H16A	H21	
AN4	NAS6704	
C5A	-3	
AN42BC11A	N/A	
AN42BC14A	N/A	
AN5	NAS6605	
-4A	-1	
-6A	-5	
-7	D7	
-10	D9	
-11	D11	
-11A	-11	
-12	D13	
-13	D15	
-13A	-15	
-15	D19	
-15A	-19	
-16	D21	
-16A	-21	
-17A	-23	
-21A	-27	
-22	D29	
-22A	-29	
-33A	-48	
-35A	-52	
-37A	-56	
-44A	-65	

Table A – Bolts

H4A	H1	
H5A	H3	
H6A	H5	
H7A	H7	
H10A	H9	
H46A	H69	
AN5	NAS6705	
C13A	-15	
AN6	NAS6606	
-6A	-3	
-7A	-5	
-10A	-7	
-11A	-9	
-20A	-23	
-22	D25	
-22A	-25	
-23A	-29	
-24A	-31	
-27A	-38	
-30A	-40	
-33	D46	
H6A	H3	
H34A	-48	
AN7	NAS6607	
-27A	-38	
H7A	-5	
AN73()	MS20073-03-()	
AN74()	MS20073-04-()	
AN75()	MS20073-05-()	
AN76()	MS20073-06-()	
AN73A() ¹	MS20074-03-()	Equivalent Substitution
AN74A() ¹	MS20074-04-()	
AN75A() ¹	MS20074-05-()	
AN76A() ¹	MS20074-06-()	
AN8	NAS6608	
-10A	-5	
LWB-22-6-58	N/A	
MS20006-()	N/A	
MS20074-()	N/A	
MS21250-()	N/A	
MS24677-()	N/A	

¹ Coarse thread

ENSTROM F-28/280 SERIES ILLUSTRATED PARTS CATALOG

Table A – Bolts

NAS144	MS20004	
DH10	H4	
DH12	H4	
NAS146	MS20006	
DH22	H12	
DH24	H14	
NAS1004-()	N/A	
NAS1103-11	NAS6203-11	
NAS1104	NAS6204	
-9D	-9D	
-12	-12	
NAS1204-40D	N/A	
NAS1306	NAS6606	
-8	-8	
-48	-48	
NAS428-()	N/A	
NAS6203-()	N/A	2
NAS6204-()	N/A	
NAS6205-()	N/A	
NAS6206-()	N/A	
NK-6-6A	N/A	
NP5-6A	N/A	

Table B – Screws

SCREW	ALTERNATE	
AN502	NAS1101	
-10-8	-3-8	
-10-10	-3-10	
-10-12	-3-12	
-10-14	-3-14	
-10-18	-3-18	
AN503	NAS1101	
-8-4	-08-4	
-8-6	-08-6	
-8-8	-08-8	
-10-6	N/A	
-10-8	N/A	
-10-10	N/A	
-10-18	N/A	
-416-10	N/A	

Table B – Screws

-416-28	N/A	
AN505-4R6	MS35190-223	
AN505-4R7	MS35190-224	
AN507	MS24693	
-632-12	-S30	
-632R4	-S24	
-632R5	-S25	
-632R6	-S26	
-632R7	-S27	
-632R8	-S28	
-632R12	-S30	
-632R14	-S31	
-632R16	-S32	
-632R24	-S36	
-8-8	-S50	
-8R6	-S48	
-8R7	-S49	
-832-9	-S61	
-832R7	-S49	
-832R8	-S50	
-832R9	-S51	
-832R10	-S51	
-832R11	-S52	
-1032R6	-S270	
-1032R8	-S272	
-1032R10	-S273	
-1032R14	-S275	
-1032R44	-S287	
B632R6	-BB26	
B832R6	-B48	
B832R10	-B51	
C632R8	-C28	
C832-12	-C52	
C832R8	-C50	
C832R14	-C53	
C832R16	-C54	
C832R18	-C55	
C1024R14	-C75	
C1032-12	-C274	

² Equivalent substitution if grip length, exposed thread length, and use of washers, if required, meet the requirements of Paragraph 2

ENSTROM F-28/280 SERIES ILLUSTRATED PARTS CATALOG

Table B – Screws

AN509	MS24694	
-8R4	-S1	
-8R5	-S2	
-8R6	-S3	
-8R7	-S4	
-8R8	-S5	
-8R9	-S6	
-8R10	-S7	
-8R14	-S11	
-8R16	-S13	
-8R18	-S15	
-8R20	-S17	
-10R10	-S52	
-10R16	-S58	
-10R38	-S80	
-516R16	-S148	
AN510	MS35199	
B10R10	-56	
AN515	MS35206	
-2R4	-203	
-4-20	-222	
-4R8	-217	
-4R10	-218	
-4R12	-219	
-5R6	N/A	
-6-3	-225	
-6-6	-228	
-6-7	-229	
-6-24	-236	
-6R4	-226	
-6R5	-227	
-6R6	-228	
-6R7	-229	
-6R8	-230	
-6R11	-232	
-6R18	-328	
-8-7	-244	
-8-8	-245	
-8-10	-246	
-8-16	-249	
-8-24	-251	
-8R5	-242	
-8R6	-243	

Table B – Screws

-8R7	-244	
-8R8	-245	
-8R10	-246	
-8R12	-247	
-8R14	-248	
-8R16	-249	
-8R18	-332	
-8R20	-250	
-8R24	-251	
-8R32	-253	
-10R8	-263	
10R10	-264	
AN515	MS35214	
B6R6	-25	
B6R7	-26	
B6R8	-27	
B6R10	-28	
B6R12	-29	
B6R14	-30	
B6R16	-31	
B6R18	-109	
B8R8	-42	
B8R12	-44	
AN515	MS51957	
C6R12	-32	
C8R5	-42	
AN520-()	MS35207-()	
AN520B()	MS35215-()	
AN520C()	MS51958-()	
AN520DD()	MS35219-()	
AN520PB()	MS35215-()C	
AN525-()	N/A	
AN526-()	N/A	
AN530	MS51861	
-4-6	-14	Self-Tapping
-6-6	-24	
-6-8	-25	
-6R6	-24	
-6R8	-25	
-6R10	-26	
-8R6	-34	
-8R8	-35	

UNCONTROLLED COPY WHEN DOWNLOADED OR PRINTED

ENSTROM F-28/280 SERIES ILLUSTRATED PARTS CATALOG

Table B – Screws

AN531	MS51862	
-6-6	-13	Self-Tapping
-6R6	-13	
-6R8	-14	
-6R10	-15	
AN535-()	MS21318-()	
BN4CPK5	N/A	
MS16998-()	N/A	
MS18063-8	25274N	
MS18066-()	N/A	
MS24693-()	N/A	
MS24694-()	N/A	
MS27039-()	N/A	
MS35206-()	N/A	
MS35214-()	N/A	
MS35265-()	N/A	
MS51957-()	N/A	
NP500-()	NK500-()	Equivalent Substitution
NP501-()	NK501-()	
NP509-()	NK509-()	
NP510-()	NK510-()	
NP525-()	NK525-()	
PK86XA()	N/A	
PK89XA()	N/A	
4122080-19	NAS1352-08H6	

Table C - Nuts

AN345	MS35650	
-10	-302	
C416	-3254	
AN350-1032	MS35426-13	
AN363-524	MS21045L5	
AN364-()	MS20364-()	Equivalent Substitution
AN364-()	MS21083	
-428A	N4	
-524A	N5	
-624A	N6	
-632A	N06	
-820A	N8	
-832A	N08	
-1018A	N10	
-1032A	N3	
-1216A	N12	
AN365-()	MS21044	
-428A	N4	
-524A	N5	
-624A	N6	
-632A	N06	
-832A	N08	
-1032A	N3	
AN365-()	MS20365-()	Equivalent Substitution
AN818-()	AN818-()J	
AN924-()D	AN924-()W	
FN-22M-624	N/A	
F12NE-4717	MS17826	
-02	-3	
-048	-4	
-054	-5	
-064	-6	
-070	-7	
-080	-8	

Table C - Nuts

NUT	ALTERNATE	
AN310-5	MS17825-5	
AN315-()	N/A	
AN316-()	N/A	
AN320-()	N/A	
AN335-420	MS51967-2	
AN340	MS35649	
-4	-242	
-8	-282	
-632	-262	
-832	-282	
B832	-286B	
AN341-516	MS35650-3315T	

UNCONTROLLED COPY WHEN DOWNLOADED OR PRINTED

ENSTROM F-28/280 SERIES ILLUSTRATED PARTS CATALOG

Table C - Nuts

F12NE-4753	MS17825	
-02	-3	
-048	-4	
-054	-5	
-064	-6	
-080	-8	
MS17826-()	N/A	
MS20364-()	MS21083N()	
MS20365-()	MS21044N()	
MS20500-()	N/A	
MS21042-()	N/A	
MS21043-()	N/A	
MS21044-()	N/A	
MS51922-1	M45913/2-4CG5C	
NAS509-()	N/A	
NAS679-()	N/A	
22NKM()	N/A	
37FL624	N/A	

Table D – Nut Plates

NUT PLATE	ALTERNATE	
A1784-6Z1D	NAS395-6	
A1785-6Z-1	NAS395-7	
A1787-8Z1D	NAS395-18	
A1789-8Z-1	NAS395-16	
A6162-8Z-1	NAS444-14	
A6191-8Z-1	NAS444-4	
A6194-8Z-1	NAS445-4	
A6195-6Z-1	NAS444-2	
A6195-8Z-1	NAS444-5	
A6196-8Z-1	NAS445-5	
F22LHA27M22-62	N/A	
F22NA1	MS21078	
-02	-3	Equivalent Substitution
-048	-4	
-62	-06	
-82	-08	
-82BC	-08K	

Table D – Nut Plates

F22NA17A	MS21080	
-02	-3	Equivalent Substitution
-048	-4	
-62	-06	
-82	-08	
F22NA17	NAJ17	
-02BC	-02BC	3
-62	-62	
-62BC	-62BC	
-82	-82	
-82BC	-82BC	
MS21055L3	N/A	
MS21059L08K	MS21059L08	Nutplate attachment rivet use NAS1097AD3 ⁴
MS21069-08K	MS21069-08	
MS21073-()	N/A	
MS21075L()	NAS1068()	Equivalent Substitution
MS21078	F22NA1	
-3	-02	Equivalent Substitution
-4	-048	
-06	-62	
-08	-82	
-08K	-82BC	
MS21078	MS21078	
-3K	-3	Nutplate attachment rivet use NAS1097AD3 ⁵
-4K	-4	
-08K	-08	
MS21078	NAJ1	
-06	-62	6
-06K	-62BC	
-08	-82	
-08K	-82BC	
-3	-02	
-3K	-02BC	

³ Equivalent Substitution is permissible when the NAJ() nut plate is unavailable

⁴ Minimum sheet thickness .025

⁵ Equivalent Substitution is permissible when the NAJ() nut plate is unavailable

⁶ Equivalent Substitution is permissible when the NAJ() nut plate is unavailable

ENSTROM F-28/280 SERIES ILLUSTRATED PARTS CATALOG

Table D – Nut Plates

MS21080	MS21080	
-3K	-3	Nutplate attachment rivet use NAS1097AD3 ⁷
-4K	-4	
-08K	-08	
NAJ17-02BC	MS21080-3K	
NAJ38-82BC	NAS1024D08K	
NAJ5-048	NAS1027D4	
NAS1023-()	MS21078-()	Equivalent Substitution
NAS1023	NAJ1	
D06	-62	8
D06K	-62BC	
D08	-82	
D08K	82BC	
NAS1023D08K	NAS1023D08	
NAS1023D08K	MS21078-08K	
NAS1024D08K	NAS1024D08	Nutplate attachment rivet use NAS1097AD3 ¹⁰
NAS1025D06K	NAJ17-62BC	
NAS1025D08K	NAS1025D08	Nutplate attachment rivet use NAS1097AD3 ¹¹
NAS1024D08K	NAS1024N08K	
NAS1024N08K	NAS1024A08K	
NAS1024N08K	MS21078-08	Use with NAS500WKD8 nutplate spacer
NAS1025	NAJ17	
D3K	-02BC	12
D06	-62	

Table D – Nut Plates

D06K	-62BC	
D08	-82	
D08K	-82BC	
NAS1026N08K	NAS1026A08K	
NAS1033N06	N/A	
NAS1474A3	N/A	
NAS686()	MS21059()	Equivalent Substitution
12LHTA1M-62	MS21069-06	Equivalent Substitution
12LHTA1M-62BC	MS21069-06K	
12LHTA17M-62	MS21071-06	
12LHTA17M-62BC	MS21071-06K	
22NA17A-02	F22NA17A	Equivalent Substitution
22NA17A-02	MS21080-3	13
22NA17A-82BC	F22NA17A	Equivalent Substitution
22NA17A-82BC	MS21080-08K	14
22NA21-22-02	N/A	
22NA21-22-048	N/A	
22NA27-22-02	F22NA27	Equivalent Substitution
22NA27-22-02	NAS1033N3	
22NA27-68-02	F22NA27	Equivalent Substitution
22NA27-68-02	NAS1033D3	15
22NA217-22-048	NAS1032P4	
52LHTA51-M82	MS21069-08	
52LHTA51M-82BC	MS21069-08K	
68NA1-02	NAS1023D3	
68NA1-048	F22NA1-048	
68NA1-62BC	NAS1023D06K	

⁷ Minimum sheet thickness .025

⁸ Equivalent Substitution is permissible when the NAJ() nut plate is unavailable

⁹ Minimum sheet thickness .025

¹⁰ Minimum sheet thickness .025

¹¹ Minimum sheet thickness .025

¹² Equivalent Substitution is permissible when the NAJ() nut plate is unavailable

¹³ "F" prefix (Type II cadmium plate) is also an acceptable alternate to original finish (Type I cadmium plate)

¹⁴ "F" prefix (Type II cadmium plate) is also an acceptable alternate to original finish (Type I cadmium plate)

¹⁵ "F" prefix (Type II cadmium plate) is also an acceptable alternate to original finish (Type I cadmium plate)

ENSTROM F-28/280 SERIES ILLUSTRATED PARTS CATALOG

Table D – Nut Plates

68NA17A-82	NAS1025D08	
68-NA21-68-02	NAS686A3	

Table E – Solid Rivets

SOLID RIVET	ALTERNATE	
AN426A()	MS20426A()	Equivalent Substitution
AN426AD()	MS20426AD()	
AN427M4-7	MS20427M-7	Equivalent Substitution
AN470A()	MS20470A()	Equivalent Substitution
AN470AD()	MS20470AD()	
MS20427M-7	AN427M4-7	
MS20435M3-8	MS20615-3M8	
MS20615-()	N/A	
NAS1097AD()	N/A	Nutplate Rivet

Table F – Blind Rivets

BLIND RIVET	ALTERNATE	
CCR264SS	MS20605S	
-3-02	-3-W2	
-3-03	-3-W3	
-3-04	-3-W4	
-3-05	-3-W5	
CCR274SS()	N/A	
CR2163	NAS1398D	
-4-02	-4-2	
-4-04	-4-4	
CR2249	NAS1738B	
-5-02	-5-2	
-5-03	-5-3	
-5-06	-5-6	
-5-07	-5-7	
-5-08	-5-8	
CR3212	NAS9302B	
-4-02	-4-2	
-4-03	-4-3	
-4-04	-4-4	
-4-05	-4-5	
-5-02	-5-2	
-5-03	-5-3	

Table F – Blind Rivets

CR3213	NAS9301B	
-4-01	-4-1	
-4-02	-4-2	
-4-03	-4-3	
-4-04	-4-4	
-4-05	-4-5	
-4-06	-4-6	
-4-07	-4-7	
-4-09	-4-9	
-5-02	-5-2	
-5-03	-5-3	
-5-04	-5-4	
-6-02	-6-2	
-6-03	-6-3	
-6-04	-6-4	
-6-05	-6-5	
CR3243-()	N/A	
CR3523-()	N/A	
CR3552-()	N/A	
CR9162-4-2	MS20601AD4W2	
CR9163	MS20600	
-4-01	AD4W4	
-4-02	AD4W2	
-4-03	AD4W3	
MS20426()	CCR264SS()	Nutplate Rivet
NAS1097()	CCR244SS()	Nutplate Rivet
NAS1398D5A2	RV1200-5-2	Equivalent Substitution
NAS1738()	N/A	
RV1200-5-2	NAS1398D5A2	Equivalent Substitution
SD42BS ¹⁶	CCP-42	
SD44BS ¹⁷	CCP-44	

¹⁶ Commercial Product: SD42BS equivalents include SB4-2, SS D42, SSP-42, SS42F, S/S 42D and 4-2SSD

¹⁷ Commercial Product: SD44BS equivalents include SB4-4, SS D44, SSP-44, SS44F, S/S 44D and 4-SSD

UNCONTROLLED COPY WHEN DOWNLOADED OR PRINTED

ENSTROM F-28/280 SERIES ILLUSTRATED PARTS CATALOG

Table G – Washers

WASHER	ALTERNATE	
AN935	MS35338	
-4	-40	Equivalent Substitution
-6	-41	
-8	-42	
-8L	-42	
B8L	-99	
-10	-43	
-416	-44	
-416L	-44	
AN936	MS35333	
A6	-37	Equivalent Substitution
A8	-38	
A10	-39	
A416	-40	
A516	-41	
A616	-42	
A716	-43	
A816	-44	
A1216	-47	
-B4	-29	
AN940-13	MS27183-1	
AN960 ¹⁸	NAS1149	
-3L	FN316P	Equivalent Substitution
-4L	FN416P	
-6	FN632P	
-6L	FN616P	
-8	FN832P	
-8L	FN816P	
-10	F0363P	
-10L	F0332P	
-416	F0463P	
-416L	F0432P	
-516	F0563P	
-516L	F0532P	
-616	F0663P	
-616L	F0632P	
-716	F0763P	
-716L	F0732P	
-816	F0863P	

Table G – Washers

-916	F0963P	Equivalent Substitution
-1216L	F1232P	
B6	BN632H	
B8	BN832H	
B416L	N/A	
C6	CN632R	
C10	C0363R	
C10L	C0332R	
C416	C0463R	
C416L	C0432R	
C516	C0563R	
C516L	C0532R	
C616L	C0632R	
C816	C0863R	
C1216	C1290R	
C1616	C1690R	
CD6L	N/A	
D3L	DN316H	
D10	D0363H	
D10L	D0316H	
D416	D0463H	
D416L	D0416H	
D516	D0563H	
D516L	D0516H	
D616	D0663H	
D616L	D0616H	
D6L	DN616H	
D8	DN832H	
D8L	DN816H	
D9	DN949H	
KD10L	D0332K	
PD8L	DN816J	
PD10	D0363J	
PD10L	D0316J	
PD416	D0463J	
PD416L	D0416J	
AN960	NAS620	Equivalent Substitution
AN970-()	N/A	
AN975-()	N/A	

¹⁸ See Table AG for complete listing

ENSTROM F-28/280 SERIES ILLUSTRATED PARTS CATALOG

Table G – Washers

HARPER	BOKER'S	
3/16	C145712 ¹⁹	Equivalent Substitution
1/4	C102780 ²⁰	
3/8	C102781 ²¹	
HARPER	ECD050	
3/16	-21 ²²	Equivalent Substitution
1/4	-11 ²³	
5/16	-19 ²⁴	
3/8	-15 ²⁵	
5/8	-17 ²⁶	
BOKER'S	ECD050	
C102780	-11	Equivalent Substitution
C102781	-15	
C145712	-21	
C162187	-11	
C162188	-13	
C162189	-15	
C162190	-17	
C162191	-19	
C172152	-23	
C173300	-25	
MS20002-()	N/A	
MS27183-1	AN940-13	
MS51859-15	N/A	
NAS1149	NAS620	Equivalent Substitution

Table H - Rivnuts

RIV NUT	ALTERNATE	
A8K75	MS27130A13K	Equivalent Substitution
A10K	MS27130	
80	A25K	Equivalent Substitution
116	A99K	
130	A26K	
166	A100K	
216	A101K	
MS27130	A10K	
A25K	80	Equivalent Substitution
A99K	116	
A26K	130	
A100K	166	
A101K	216	
MS27130	NAS1329	
A13K	A8K75	Equivalent Substitution
A25K	A3K80	
A26K	AK130	
MS27130	NAS1330	
A99K	A3K116	Equivalent Substitution
A100K	A3K166	
A101K	A3K216	
NAS1329	MS27130	
A8K75	A13K	Equivalent Substitution
A3K80	A25K	
AK130	A26K	
NAS1330	MS27130	
A3K116	A99K	Equivalent Substitution
A3K166	A100K	
A3K216	A101K	

¹⁹ 0.688" OD x 0.203" ID x 0.041", 304 Stainless Steel

²⁰ 0.69" OD x 0.265" ID x 0.048", 304 Stainless Steel

²¹ 1.00" OD x 0.392" ID x 0.062", 316 Stainless Steel

²² 0.688" OD x 0.203" ID x 0.041", 304 Stainless Steel

²³ 0.69" OD x 0.265" ID x 0.048", 304 Stainless Steel

²⁴ 0.875" OD x 0.337" ID x 0.062", 316 Stainless Steel

²⁵ 1.00" OD x 0.392" ID x 0.062", 316 Stainless Steel

²⁶ 0.625" OD x 0.260" ID x 0.062", 316 Stainless Steel

UNCONTROLLED COPY WHEN DOWNLOADED OR PRINTED

ENSTROM F-28/280 SERIES ILLUSTRATED PARTS CATALOG

Table I - Turnbuckles

TURN BUCKLE	ALTERNATE	
MS21251-()	N/A	
MS21256-()	N/A	

Table J - Grommets

GROMMET	ALTERNATE	
AN931	MS35489	
-2-9	-2	
-2-16	-3	
-3-5	-4	
-3-9	-134	
-3-10	-5	
-4-7	-6	
-4-12	-7	
-4-16	-8	
-5-9	-9	
-5-12	-10	
-5-13	-118	
-6-10	-11	
-6-16	-12	
-7-11	-13	
-8-13	-14	
-8-20	-15	
-9-13	-16	
-10-14	-17	
-10-20	-18	
-11-16	-19	
-12-17	-20	
-12-20	-135	
-12-23	-21	
-12-26	-120	
-14-20	-22	
-14-26	-121	
-16-22	-23	
-16-30	-24	
-20-38	-25	
-20-40	-26	
-24-28	-27	

Table K - Cotter Pins

COTTER PINS	ALTERNATE	
AN381	MS24665	
-1-6	N/A	
-1-8	-22	
-1-12	-24	
-1-16	-26	
-15-5	N/A	
-15-6	N/A	
-15-7	N/A	
-15-8	-58	
-15-10	N/A	
-15-12	-88	
-15-14	N/A	
-15-16	-90	
-15-20	-91	
-15-24	-92	
-15-28	-93	
-15-32	-94	
-2-5	N/A	
-2-6	N/A	
-2-7	-1013	
-2-8	-151	
-2-10	-152	
-2-12	-153	
-2-14	N/A	
-2-16	-155	
-2-20	-157	
-2-24	-159	
-2-28	-161	
-2-32	-162	
-25-8	-227	
-25-10	N/A	
-25-12	-229	
-25-14	N/A	
-25-16	-231	
-25-18	N/A	
-25-20	-233	
-25-22	N/A	
-25-24	-235	
-25-26	N/A	
-25-28	-237	

UNCONTROLLED COPY WHEN DOWNLOADED OR PRINTED

ENSTROM F-28/280 SERIES ILLUSTRATED PARTS CATALOG

Table K – Cotter Pins

-25-32	-238	
-3-8	-298	
-3-10	N/A	
-3-12	-300	
-3-14	N/A	
-3-16	-302	
-3-18	N/A	
-3-20	-304	
-3-22	N/A	
-3-24	-306	
-3-26	N/A	
-3-28	-308	
-3-32	-309	
-4-8	-366	
-4-12	-368	
-4-14	N/A	
-4-16	-370	
-4-18	N/A	
-4-20	-372	
-4-22	N/A	
-4-24	374	
-4-26	N/A	
-4-28	-376	
-4-32	-377	
-4-36	-378	
-5-8	N/A	
-5-12	-436	
-5-16	-437	
-5-18	N/A	
-5-20	-439	
-5-22	N/A	
-5-24	-441	
-5-26	N/A	
-5-28	-443	
-5-32	-444	
-5-36	-445	
-5-40	-446	
-6-24	-513	
-6-26	N/A	
-6-28	-515	

Table K – Cotter Pins

-6-32	-516	
-6-36	-517	
-6-40	-518	
-6-48	-520	
-7-32	-580	
-7-36	-581	
-7-40	-582	
-8-32	-640	
-8-36	-641	
-8-40	-642	
-8-48	-643	
-8-56	-644	
-8-64	-645	
-10-32	-701	
-10-36	-702	
-10-40	-703	

Table L – Clamps (Nylon)

CLAMPS	ALTERNATE	
1/8-6NA	CCH12-S10	
1/4-6NA	CCH25-S10	
3/8-6NA	CCH38-S10	
1/2-6NA	CCH50-S10	
5/8-6NA	CCH62-S10	
3/4-6NA	CCH75-S10	
7/8-6NA	CCH87-S10	
1-6NA	CCH100-S10	
439-SS4-8-2-6	NAS1714C3-4NW	Equivalent Substitution

Table M – Cable Ties

CABLE TIE	ALTERNATE	
SST2S-() ²⁷	CBR3S-M	Equivalent Substitution
SST1.5I-() ²⁸	CBR3I-M or CBR1.5I-M	
SST1M-() ²⁹	CBR1M-M or CBR2M-M	
ILT2S-M	CBR3S-M	
ILT1.5I-M	CBR3I-M	
	CBR1.5I-M	

²⁷ Suffix may either be -MP or -P

²⁸ Suffix may either be -MP or -P

²⁹ Suffix may either be -MP or -P

UNCONTROLLED COPY WHEN DOWNLOADED OR PRINTED

ENSTROM F-28/280 SERIES ILLUSTRATED PARTS CATALOG

Table M – Cable Ties

ILT1M-M	CBR1M-M or CBR2M-M	
---------	-----------------------	--

Table N – U-Channel (Rubber)

U-CHANNEL	ALTERNATE	
X-142	AX-142P	Equivalent Substitution
X-142 ³⁰	GE52-C69 GEE36FR-C GEE62FR-C GEE36FR-CY GEE62FR-CY	Equivalent Substitution

Table O – Shrink Tubing

SHRINK TUBING	ALTERNATE	
3028-3/32	FIT-221V-3/32	Equivalent Substitution
3028-1/8	FIT-221V-1/8	
3028-1/4	FIT-221V-1/4	
3028-3/8	FIT-221V-3/8	
FIT-221V-1/2	N/A	
FIT-221V-3/4	N/A	
FIT-221V-1	N/A	
FIT-221V-1 1/2	N/A	
FIT221V- 3/16AL	N/A	

³⁰ Substitution to GE() or GEE() permitted only for interior non-aesthetic areas

ENSTROM F-28/280 SERIES ILLUSTRATED PARTS CATALOG

Table P – Ring Tongue Terminals

RING TONGUE TERMINAL	ALTERNATE ^{31, 32}	ALTERNATE	
AA	19073	MS25036	
-820-04	0007	-148	
-821-06	0011	-102	
-821-08	0013	-149	
-821-10	0017	-103	
-822-10	0022	-103	
-822-14	0024	-150	
-822-56	0027	-104	
-832-06	0038	-102	
BB	19073	MS20659/MS25036	
-523-04	N/A	MS25036-152	
-525-14	N/A	MS25036-154	
-537-04	N/A	MS20659-152	
-537-10	N/A	MS25036-108	
-818-38	0059	MS25036-110	
-825-14	0076	MS25036-154	
-825-56	0079	MS25036-109	
-837-06	0083	MS25036-107	
-837-08	0085	MS25036-153	
-837-10	0087	MS25036-108	
C	19073	MS25036	
-528-08	0110	-156	
-528-10	0113	-112	
-530-56	0123	-113	
-540-38	0139	-114	
-828-08	0165	-156	
-828-10	0170	-112	
-830-14	0188	-157	
-830-56	0200	-113	
-836-06	0216	-111	
-840-38	0236	-114	
D	19067	MS25036	
-750-14	0008	-116	
-751-56	0025	-117	
-756-06	0035	N/A	
-756-08	0037	N/A	

³¹ ETC/Molex manufacturer nomenclature update

³² Additional dash no. (-) within the P/N or additional zero (0) P/N prefix may be purchased to accommodate manufacturer's database/catalog

UNCONTROLLED COPY WHEN DOWNLOADED OR PRINTED

ENSTROM F-28/280 SERIES ILLUSTRATED PARTS CATALOG

Table P – Ring Tongue Terminals

E	19193/19067	MS25036	
-360-14	191930248	-120	
-760-14	190670071	-120	
-760-56	N/A	-121	
-960-56	190670073	-121	
F	19193	MS20659	
-366-14	0261	-111	
-366-38	0264	-112	
-366-56	0267	-132	
-367-10	0273	-144	
-367-14	0275	-111	
-367-56	0278	-132	
G	19193	MS20659	
-375-14	0305	-113	
-375-38	0307	-114	
-375-56	0309	-147	
M	N/A	MS25036	
-8113-04	N/A	-144	
-8118-06	N/A	-145	
-8118-08	N/A	-146	

ENSTROM F-28/280 SERIES ILLUSTRATED PARTS CATALOG

Table Q – Retaining Rings

RETAINING RING	ALTERNATE	
N5100-78-S-PP	ON78EXTSP (Meyer)	
N5002-268-PP	ON268INVSP	

Table R – Cushioned Clamps

CLAMP	ALTERNATE	
MS21919() ³³	MS21919W()	
MS21919DG()	MS21919CJ()	
MS21919WDG()	MS21919WCJ()	

Table S – Plusnuts

PLUSNUT	ALTERNATE	
S8P-270	S8P270ZK	Equivalent Substitution

Table T – Solder Sleeve Shield Terminator

SOLDER SLEEVE SHIELD TERMINATOR	ALTERNATE	
ST63-2-00	M83519/1-2	
ST63-3-00	M83519/1-3	
ST63-4-00	M83519/1-4	
ST63-5-00	M83519/1-5	

Table U – Plug, Pipe – Countersink Hex Head

PLUG, PIPE	ALTERNATE	
AN932-()	MS27769-()	

Table V – Clip Nut

CLIP NUT	ALTERNATE	
RM52LHA4972802	13100000-5	

Table W – Plug and Bleeder – Screw Thread

PLUG AND BLEEDER	ALTERNATE	
AN814-2D	AS5169D02	
AN814-2DL	AS5169D02L	
AN814-3DL	AS5169D03L	
AN814-4DL	AS5169D04L	

Table W – Plug and Bleeder – Screw Thread

AN814-5DL	AS5169D05L	
AN814-6DL	AS5169D06L	
AN814-8DL	AS5169D08L	

Table X – Pin, Retaining, Safety

PIN, RETAINING, SAFETY	ALTERNATE	
AN416-1	A-A-55488-1	
AN416-2	A-A-55488-2	

Table Y – Quarter Turn Fastener

QUARTER TURN FASTENER	ALTERNATE	
AW4-()	AJW4-()	Equivalent Substitution
AW4-()	D4-AJW4-()	

Table Z – Quick Disconnect Terminal

TERMINAL	ALTERNATE	
AA-2201	19003-0001	Equivalent Substitution
AA-2202	19003-0011	
AA-2204	19003-0024	
AA-8137	19019-0006	
BB-2206	19003-0040	
BB-8132	19019-0022	
C-2265	19005-0010	

³³ MS21919F series clamps not permitted for use or substitution

ENSTROM F-28/280 SERIES ILLUSTRATED PARTS CATALOG

Table AA – Plug (BNC, TNC, N)

PLUG	ALTERNATE	
225345-6	5-225345-6	Equivalent Substitution
225392-2	5225392-2	
225395-6	5225395-6	
225395-7	5225395-7	
225396-7	5225396-7	
225554-6	5225554-6	
225699-1	5225699-1	
225973-4	5225973-4	
	031-5	
UG-89A/U	31-5	
	UG-89/U	

Table AF – Sleeve, Flared Tube Fitting

SLEEVE, FLARED TUBE FITTING	ALTERNATE	
AN819-()	MS20819-()	Equivalent Substitution
MS20819-()	AS5176-()	Equivalent Substitution

Table AB – Roll Pin

ROLL PIN	ALTERNATE	
()S-094-0625	MS16562-215	

Table AC – Sleeve, Coupling

SLEEVE, COUPLING	ALTERNATE	
AN819-()	MS20819-()	
MS20819-()	MS20819-()J	

Table AD – Clevis Pin

CLEVIS PIN	ALTERNATE	
AN393-()	MS20392-2C()	
AN394-()	MS20392-3C()	
AN395-()	MS20392-4C()	

Table AE – Quarter (1/4) Turn Fastener Receptacle

QUARTER (1/4) TURN FASTENER RECEPTACLE	ALTERNATE	
S4-200	1219-4200-Z3Y	

ENSTROM F-28/280 SERIES ILLUSTRATED PARTS CATALOG

Table AG – Washers, Extended AN960 Listing

PART NUMBERS					
CANCELLED PART NUMBER	SUBSTITUTE PART NUMBER	CANCELLED PART NUMBER	SUBSTITUTE PART NUMBER	CANCELLED PART NUMBER	SUBSTITUTE PART NUMBER
AN960-2L	NAS1149FN216P	AN960C2L	NAS1149CN216R	AN960XC2L	NAS1149CN216B
AN960-2	NAS1149FN232P	AN960C2	NAS1149CN232R	AN960XC2	NAS1149CN232B
AN960-3L	NAS1149FN316P	AN960C3L	NAS1149CN316R	AN960XC3L	NAS1149CN316B
AN960-3	NAS1149FN332P	AN960C3	NAS1149CN332R	AN960XC3	NAS1149CN332B
AN960-4L	NAS1149FN416P	AN960C4L	NAS1149CN416R	AN960XC4L	NAS1149CN416B
AN960-4	NAS1149FN432P	AN960C4	NAS1149CN432R	AN960XC4	NAS1149CN432B
AN960-5	NAS1149FN542P	AN960C5	NAS1149CN542R	AN960XC5	NAS1149CN542B
AN960-6L	NAS1149FN616P	AN960C6L	NAS1149CN616R	AN960XC6L	NAS1149CN616B
AN960-6	NAS1149FN632P	AN960C6	NAS1149CN632R	AN960XC6	NAS1149CN632B
AN960-8L	NAS1149FN816P	AN960C8L	NAS1149CN816R	AN960XC8L	NAS1149CN816B
AN960-8	NAS1149FN832P	AN960C8	NAS1149CN832R	AN960XC8	NAS1149CN832B
AN960-9	NAS1149FN949P	AN960C9	NAS1149CN949R	AN960XC9	NAS1149CN949B
AN960-10L	NAS1149F0332P	AN960C10L	NAS1149C0332R	AN960XC10LL	NAS1149C0316B
AN960-10	NAS1149F0363P	AN960C10	NAS1149C0363R	AN960XC10L	NAS1149C0332B
AN960-11	NAS1149F1165P	AN960C11	NAS1149C1165R	AN960XC11	NAS1149C0363B
AN960-416L	NAS1149F0432P	AN960C416L	NAS1149C0432R	AN960XC11	NAS1149C1165B
AN960-416	NAS1149F0463P	AN960C416	NAS1149C0463R	AN960XC416L	NAS1149C0432B
AN960-516L	NAS1149F0532P	AN960C516L	NAS1149C0532R	AN960XC416	NAS1149C0463B
AN960-516	NAS1149F0563P	AN960C516	NAS1149C0563R	AN960XC516L	NAS1149C0532B
AN960-616LL	NAS1149F0616P	AN960C616LL	NAS1149C0616R	AN960XC516	NAS1149C0563B
AN960-616L	NAS1149F0632P	AN960C616L	NAS1149C0632R	AN960XC616LL	NAS1149C0616B
AN960-616	NAS1149F0663P	AN960C616	NAS1149C0663R	AN960XC616L	NAS1149C0632B
AN960-716L	NAS1149F0732P	AN960C716L	NAS1149C0732R	AN960XC616	NAS1149C0663B
AN960-716	NAS1149F0763P	AN960C716	NAS1149C0763R	AN960XC716LL	NAS1149C0716B
AN960-816L	NAS1149F0832P	AN960C816L	NAS1149C0832R	AN960XC716L	NAS1149C0732B
AN960-816	NAS1149F0863P	AN960C816	NAS1149C0863R	AN960XC716	NAS1149C0763B
AN960-916L	NAS1149F0932P	AN960C916L	NAS1149C0932R	AN960XC816L	NAS1149C0832B
AN960-916	NAS1149F0963P	AN960C916	NAS1149C0963R	AN960XC816	NAS1149C0863B
AN960-1016L	NAS1149F1032P	AN960C1016L	NAS1149C1032R	AN960XC916L	NAS1149C0932B
AN960-1016	NAS1149F1063P	AN960C1016	NAS1149C1063R	AN960XC916	NAS1149C0963B
AN960-1216L	NAS1149F1232P	AN960C1216L	NAS1149C1232R	AN960XC1016L	NAS1149C1032B
AN960-1216	NAS1149F1290P	AN960C1216	NAS1149C1290R	AN960XC1016	NAS1149C1063B
AN960-1416L	NAS1149F1432P	AN960C1416L	NAS1149C1432R	AN960XC1216L	NAS1149C1232B
AN960-1416	NAS1149F1490P	AN960C1416	NAS1149C1490R	AN960XC1216	NAS1149C1290B
AN960-1616L	NAS1149F1632P	AN960C1616L	NAS1149C1632R	AN960XC1416L	NAS1149C1432B
AN960-1616	NAS1149F1690P	AN960C1616	NAS1149C1690R	AN960XC1416	NAS1149C1490B
AN960-1716L	NAS1149F1732P	AN960C1716	NAS1149C1790R	AN960XC1616L	NAS1149C1632B
AN960-1716	NAS1149F1790P	AN960C1816	NAS1149C1890R	AN960XC1616	NAS1149C1690B
AN960-1816L	NAS1149F1832P	AN960C2016	NAS1149C2090R	AN960XC1716	NAS1149C1790B
AN960-1816	NAS1149F1890P	AN960C2116	NAS1149C2190R	AN960XC1816	NAS1149C1890B
AN960-2016L	NAS1149F2032P	AN960C2616	NAS1149C2690R	AN960XC2016	NAS1149C2090B
AN960-2016	NAS1149F2090P	AN960C3016	NAS1149C3090R	AN960XC2116	NAS1149C2190B
AN960-2116L	NAS1149F2132P	AN960C3616	NAS1149C3690R	AN960XC2616	NAS1149C2690B
AN960-2116	NAS1149F2190P	AN960C4016	NAS1149C4090R	AN960XC3016	NAS1149C3090B
AN960-2616L	NAS1149F2632P			AN960XC3616	NAS1149C3690B
AN960-2616	NAS1149F2690P			AN960XC4016	NAS1149C4090B
AN960-3016L	NAS1149F3032P				
AN960-3016	NAS1149F3090P				
AN960-3616L	NAS1149F3632P				
AN960-3616	NAS1149F3690P				
AN960-4016L	NAS1149F4032P				
AN960-4016	NAS1149F4090P				

UNCONTROLLED COPY WHEN DOWNLOADED OR PRINTED

ENSTROM F-28/280 SERIES ILLUSTRATED PARTS CATALOG

Table AG – Washers, Extended AN960 Listing

PART NUMBERS					
CANCELLED PART NUMBER	SUBSTITUTE PART NUMBER	CANCELLED PART NUMBER	SUBSTITUTE PART NUMBER	CANCELLED PART NUMBER	SUBSTITUTE PART NUMBER
AN960JD2L	NAS1149DN216J	AN960B2	NAS1149BN232H	AN960KD2L	NAS1149DN216K
AN960JD	NAS1149DN232J	AN960B3	NAS1149BN332H	AN960KD2	NAS1149DN232K
AN960JD3L	NAS1149DN316J	AN960B4	NAS1149BN432H	AN960KD3L	NAS1149DN316K
AN960JD3	NAS1149DN332J	AN960B5	NAS1149BN542H	AN960KD3	NAS1149DN332K
AN960JD4L	NAS1149DN416J	AN960B6	NAS1149BN632H	AN960KD4L	NAS1149DN416K
AN960JD4	NAS1149DN432J	AN960B8	NAS1149BN832H	AN960KD4	NAS1149DN432K
AN960JD5	NAS1149DN542J	AN960B9	NAS1149BN949H	AN960KD5	NAS1149DN542K
AN960JD6L	NAS1149DN616J	AN960B10	NAS1149B0363H	AN960KD6L	NAS1149DN616K
AN960JD6	NAS1149DN632J	AN960B11	NAS1149B1165H	AN960KD6	NAS1149DN632K
AN960JD8L	NAS1149DN816J	AN960B416	NAS1149B0463H	AN960KD8L	NAS1149DN816K
AN960JD8	NAS1149DN832J	AN960B516	NAS1149B0563H	AN960KD8	NAS1149DN832K
AN960JD9	NAS1149DN949J	AN960B616	NAS1149B0663H	AN960KD9	NAS1149DN949K
AN960JD10LL	NAS1149D0316J	AN960B716	NAS1149B0763H	AN960KD10LL	NAS1149D0316K
AN960JD10L	NAS1149D0332J	AN960B816	NAS1149B0863H	AN960KD10L	NAS1149D0332K
AN960JD10	NAS1149D0363J	AN960B916	NAS1149B0963H	AN960KD10	NAS1149D0363K
AN960JD11	NAS1149D1165J	AN960B1016	NAS1149B1063H	AN960KD11	NAS1149D1165K
AN960JD416L	NAS1149D0416J	AN960B1216	NAS1149B1290H	AN960KD416L	NAS1149D0416K
AN960JD416	NAS1149D0463J	AN960B1416	NAS1149B1490H	AN960KD416	NAS1149D0463K
AN960JD516L	NAS1149D0516J	AN960B1616	NAS1149B1690H	AN960KD516L	NAS1149D0516K
AN960JD516	NAS1149D0563J	AN960B1716	NAS1149B1790H	AN960KD516	NAS1149D0563K
AN960JD616L	NAS1149D0616J	AN960B1816	NAS1149B1890H	AN960KD616L	NAS1149D0616K
AN960JD616	NAS1149D0663J	AN960B2016	NAS1149B2090H	AN960KD616	NAS1149D0663K
AN960JD716L	NAS1149D0716J	AN960B2116	NAS1149B2190H	AN960KD716L	NAS1149D0716K
AN960JD716	NAS1149D0763J	AN960B2616	NAS1149B2690H	AN960KD716	NAS1149D0763K
AN960JD816L	NAS1149D0816J	AN960B3016	NAS1149B3090H	AN960KD816L	NAS1149D0816K
AN960JD816	NAS1149D0863J	AN960B3616	NAS1149B3690H	AN960KD816	NAS1149D0863K
AN960JD916L	NAS1149D0916J	AN960B4016	NAS1149B4090H	AN960KD916L	NAS1149D0916K
AN960JD916	NAS1149D0963J			AN960KD916	NAS1149D0963K
AN960JD1016L	NAS1149D1016J			AN960KD1016L	NAS1149D1016K
AN960JD1016	NAS1149D1063J			AN960KD1016	NAS1149D1063K
AN960JD1216L	NAS1149D1216J			AN960KD1216L	NAS1149D1216K
AN960JD1216	NAS1149D1290J			AN960KD1216	NAS1149D1290K
AN960JD1416L	NAS1149D1416J			AN960KD1416L	NAS1149D1416K
AN960JD1416	NAS1149D1490J			AN960KD1416	NAS1149D1490K
AN960JD1616L	NAS1149D1616J			AN960KD1616L	NAS1149D1616K
AN960JD1616	NAS1149D1690J			AN960KD1616	NAS1149D1690K
AN960JD1716L	NAS1149D1716J			AN960KD1716L	NAS1149D1716K
AN960JD1716	NAS1149D1790J			AN960KD1716	NAS1149D1790K
AN960JD1816L	NAS1149D1816J			AN960KD1816L	NAS1149D1816K
AN960JD1816	NAS1149D1890J			AN960KD1816	NAS1149D1890K
AN960JD2016L	NAS1149D2016J			AN960KD2016L	NAS1149D2016K
AN960JD2016	NAS1149D2090J			AN960KD2016	NAS1149D2090K
AN960JD2116L	NAS1149D2116J			AN960KD2116L	NAS1149D2116K
AN960JD2116	NAS1149D2190J			AN960KD2116	NAS1149D2190K
AN960JD2616L	NAS1149D2616J			AN960KD2616L	NAS1149D2616K
AN960JD2616	NAS1149D2690J			AN960KD2616	NAS1149D2690K
AN960JD3016L	NAS1149D3016J			AN960KD3016L	NAS1149D3016K
AN960JD3016	NAS1149D3090J			AN960KD3016	NAS1149D3090K
AN960JD3616L	NAS1149D3616J			AN960KD3616L	NAS1149D3616K
AN960JD3616	NAS1149D3690J			AN960KD3616	NAS1149D3690K
AN960JD4016L	NAS1149D4016J			AN960KD4016L	NAS1149D4016K
AN960JD4016	NAS1149D4090J			AN960KD4016	NAS1149D4090K

UNCONTROLLED COPY WHEN DOWNLOADED OR PRINTED

ENSTROM F-28/280 SERIES ILLUSTRATED PARTS CATALOG

Table AG – Washers, Extended AN960 Listing

PART NUMBERS			
CANCELLED PART NUMBER	SUBSTITUTE PART NUMBER	CANCELLED PART NUMBER	SUBSTITUTE PART NUMBER
AN960PD2L	NAS1149DN216J	AN960D2L	NAS1149DN216H
AN960PD2	NAS1149DN232J	AN960D2	NAS1149DN232H
AN960PD3L	NAS1149DN316J	AN960D3L	NAS1149DN316H
AN960PD3	NAS1149DN332J	AN960D3	NAS1149DN332H
AN960PD4L	NAS1149DN416J	AN960D4L	NAS1149DN416H
AN960PD4	NAS1149DN432J	AN960D4	NAS1149DN432H
AN960PD5	NAS1149DN542J	AN960D5	NAS1149DN542H
AN960PD6L	NAS1149DN616J	AN960D6L	NAS1149DN616H
AN960PD6	NAS1149DN632J	AN960D6	NAS1149DN632H
AN960PD8L	NAS1149DN816J	AN960D8L	NAS1149DN816H
AN960PD8	NAS1149DN832J	AN960D8	NAS1149DN832H
AN960PD9	NAS1149DN949J	AN960D9	NAS1149DN949H
AN960PD10L	NAS1149D0316J	AN960D10L	NAS1149D0316H
AN960PD10	NAS1149D0363J	AN960D10	NAS1149D0363H
AN960PD11	NAS1149D1165J	AN960D11	NAS1149D1165H
AN960PD416L	NAS1149D0416J	AN960D416L	NAS1149D0416H
AN960PD416	NAS1149D0463J	AN960D416	NAS1149D0463H
AN960PD516L	NAS1149D0516J	AN960D516L	NAS1149D0516H
AN960PD516	NAS1149D0563J	AN960D516	NAS1149D0563H
AN960PD616L	NAS1149D0616J	AN960D616L	NAS1149D0616H
AN960PD616	NAS1149D0663J	AN960D616	NAS1149D0663H
AN960PD716L	NAS1149D0716J	AN960D716L	NAS1149D0716H
AN960PD716	NAS1149D0763J	AN960D716	NAS1149D0763H
AN960PD816L	NAS1149D0816J	AN960D816L	NAS1149D0816H
AN960PD816	NAS1149D0863J	AN960D816	NAS1149D0863H
AN960PD916L	NAS1149D0916J	AN960D916L	NAS1149D0916H
AN960PD916	NAS1149D0963J	AN960D916	NAS1149D0963H
AN960PD1016L	NAS1149D1016J	AN960D1016L	NAS1149D1016H
AN960PD1016	NAS1149D1063J	AN960D1016	NAS1149D1063H
AN960PD1216L	NAS1149D1216J	AN960D1216L	NAS1149D1216H
AN960PD1216	NAS1149D1290J	AN960D1216	NAS1149D1290H
AN960PD1416L	NAS1149D1416J	AN960D1416L	NAS1149D1416H
AN960PD1416	NAS1149D1490J	AN960D1416	NAS1149D1490H
AN960PD1616L	NAS1149D1616J	AN960D1616L	NAS1149D1616H
AN960PD1616	NAS1149D1690J	AN960D1616	NAS1149D1690H
AN960PD1716L	NAS1149D1716J	AN960D1716L	NAS1149D1716H
AN960PD1716	NAS1149D1790J	AN960D1716	NAS1149D1790H
AN960PD1816L	NAS1149D1816J	AN960D1816L	NAS1149D1816H
AN960PD1816	NAS1149D1890J	AN960D1816	NAS1149D1890H
AN960PD2016L	NAS1149D2016J	AN960D2016L	NAS1149D2016H
AN960PD2016	NAS1149D2090J	AN960D2016	NAS1149D2090H
AN960PD2116L	NAS1149D2116J	AN960D2116L	NAS1149D2116H
AN960PD2116	NAS1149D2190J	AN960D2116	NAS1149D2190H
AN960PD2616L	NAS1149D2616J	AN960D2616L	NAS1149D2616H
AN960PD2616	NAS1149D2690J	AN960D2616	NAS1149D2690H
AN960PD3016L	NAS1149D3016J	AN960D3016L	NAS1149D3016H
AN960PD3016	NAS1149D3090J	AN960D3016	NAS1149D3090H
AN960PD3616L	NAS1149D3616J	AN960D3616L	NAS1149D3616H
AN960PD3616	NAS1149D3690J	AN960D3616	NAS1149D3690H
AN960PD4016L	NAS1149D4016J	AN960D4016L	NAS1149D4016H
AN960PD4016	NAS1149D4090J	AN960D4016	NAS1149D4090H